



ASX RELEASE
02 September 2020

ASX: BSX

BLACKSTONE INTERSECTS BROAD ZONES OF NICKEL SULFIDES AT BAN CHANG

- Blackstone has intersected further high-grade Nickel-Cu-PGE at the Ban Chang prospect with results including (*Refer to figures 1, 2, 3, 4 & 5 and tables 1 & 2*):

| | |
|---------|---|
| BC20-06 | 13.0m @ 0.5% Ni, 0.71% Cu, 0.05% Co & 0.46g/t PGE ¹ from 89.0m |
| and | 4.2m @ 0.52% Ni, 0.81% Cu, 0.06% Co & 0.82g/t PGE from 97.8m |
| BC20-08 | 9.6m @ 0.84% Ni, 0.73% Cu, 0.05% Co & 0.7g/t PGE from 57.0m |
| BC20-10 | 14.65m @ 0.74% Ni, 0.71% Cu, 0.04% Co & 0.54g/t PGE from 45.0m |
| incl. | 5.85m @ 1.62% Ni, 1.47% Cu, 0.08% Co & 1.09g/t PGE from 51.8m |
| incl. | 0.87m @ 3.32% Ni, 3.89% Cu, 0.16% Co & 1.65g/t PGE from 56.78m |
| BC20-12 | 8.3m @ 0.50% Ni, 0.70% Cu, 0.05% Co & 0.46g/t PGE from 35.5m |
| incl. | 4.8m @ 0.71% Ni, 0.81% Cu, 0.06% Co & 0.46g/t PGE from 39m |

¹Platinum (Pt) + Palladium (Pd) + Gold (Au)

- Blackstone's **maiden drill holes at Ban Chang have intersected high-grade massive sulfide nickel over a 1.2km strike** within a massive sulfide target zone now extended to more than 2km strike;
- Results follow Blackstone's recent **blind discovery of massive sulfide nickel targets at the Viper Discovery Zone (VDZ)** with a series of new shallow electromagnetic (EM) anomalies located ~200m north-east of Ban Chang East (*ASX announcement 19 August 2020*);
- Blackstone is continuing its **aggressive exploration program with six drill rigs, four owned by the Company**. Three rigs are testing massive sulfide vein (MSV) targets at Ban Chang, and three are testing down dip extensions of the King Cobra Discovery Zone (KCZ) at Ban Phuc (*Refer to figure 7*);
- Blackstone's Scoping Study on **downstream processing to produce nickel sulfate** for the lithium-ion battery industry and **Ban Phuc maiden resource are on track** for completion in **Q3, CY20**.

Blackstone Minerals' Managing Director Scott Williamson commented:

"Drilling continues to deliver consistent, broad intersections of nickel sulfide mineralisation from shallow depths with average widths of ~10m throughout most of the Ban Chang prospect and broader zones within Ban Chang East with greater than 20m wide intersections of potentially bulk-mineable grade Ni-Cu-PGE mineralisation."

"We aim to drill out Ban Chang over the coming months and upgrade our resource inventory by the end of CY20. We are continuing to systematically test 25 MSV targets throughout the Ta Khoa Ni-Cu-PGE district to add further high-grade feed to our bulk open-pit mining scenario at Ban Phuc and the KCZ."

Blackstone Minerals Limited (**ASX code: BSX**) is pleased to announce it has intersected further high-grade massive sulfide Nickel-Cu-PGE at Ban Chang, part of its Ta Khoa Nickel-Cu-PGE project in Vietnam.

The maiden drill holes are more than 1.2km apart and along strike within a massive sulfide target zone recently extended to more than 2km strike, with further high priority EM plates defined throughout the VDZ. The Company has commenced an aggressive drill-out phase to delineate a maiden resource at Ban Chang to supplement the ongoing studies focused on producing nickel sulfate for the lithium-ion battery industry.

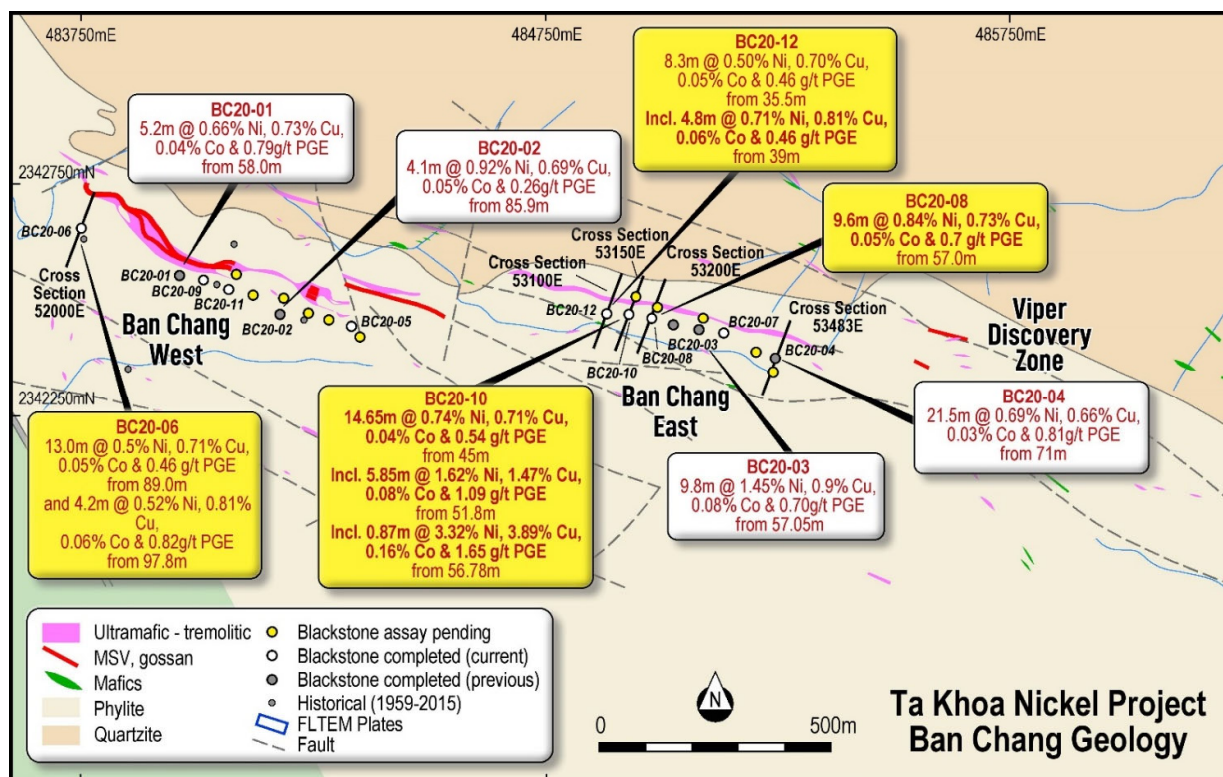


Figure 1: Ban Chang prospect with 1.2km long of EM plates and maiden drill holes and Viper Discovery Zone

Blackstone's recent maiden drill holes BC20-06, BC20-08, BC20-10, and BC20-12 at Ban Chang have intersected further high-grade Nickel-Cu-PGE results (Refer to figures 2,3,4 & 5 and tables 1 & 2):

| | |
|---------|---|
| BC20-06 | 13.0m @ 0.5% Ni, 0.71% Cu, 0.05% Co & 0.46g/t PGE ¹ from 89.0m |
| and | 4.2m @ 0.52% Ni, 0.81% Cu, 0.06% Co & 0.82g/t PGE from 97.8m |
| BC20-08 | 9.6m @ 0.84% Ni, 0.73% Cu, 0.05% Co & 0.7g/t PGE from 57.0m |
| BC20-10 | 14.65m @ 0.74% Ni, 0.71% Cu, 0.04% Co & 0.54g/t PGE from 45.0m |
| | 5.85m @ 1.62% Ni, 1.47% Cu, 0.08% Co & 1.09g/t PGE from 51.8m |
| incl. | 0.87m @ 3.32% Ni, 3.89% Cu, 0.16% Co & 1.65g/t PGE from 56.78m |
| BC20-12 | 8.3m @ 0.5% Ni, 0.7% Cu, 0.05% Co & 0.46g/t PGE from 35.5m |
| incl. | 4.8m @ 0.71% Ni, 0.81% Cu, 0.06% Co & 0.46g/t PGE from 39m |

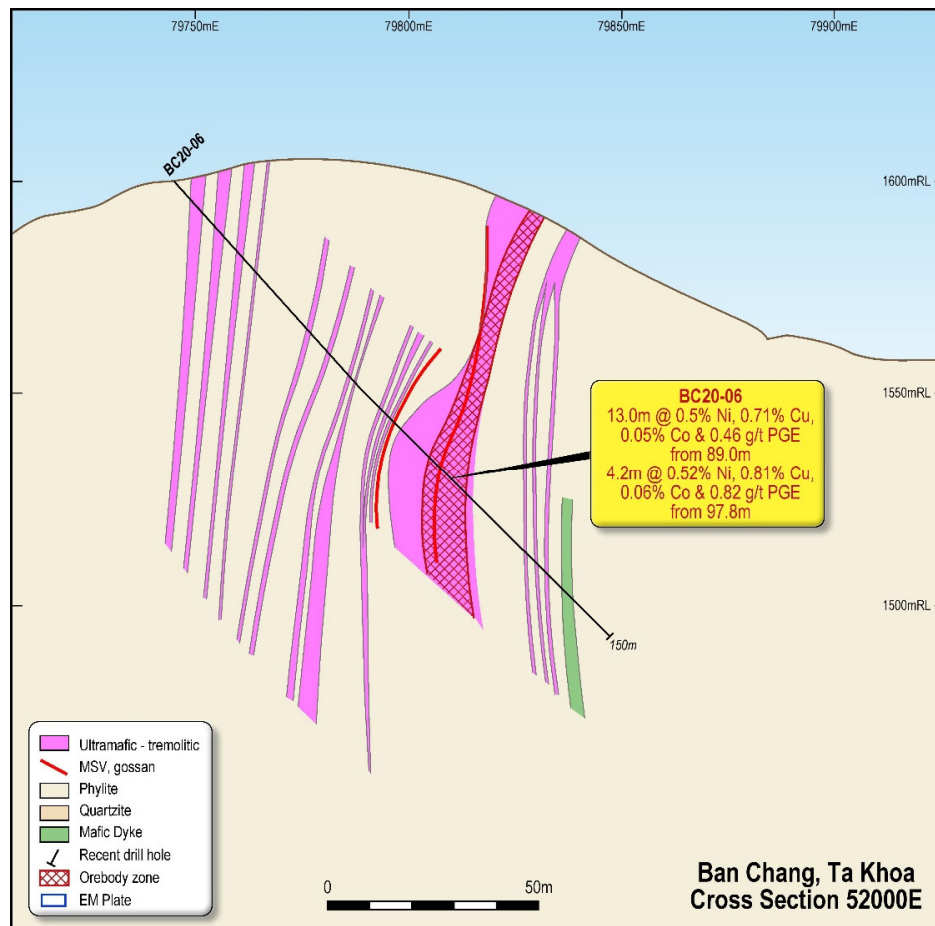


Figure 2: Ban Chang Cross Section 52000E showing maiden drill hole BC20-06

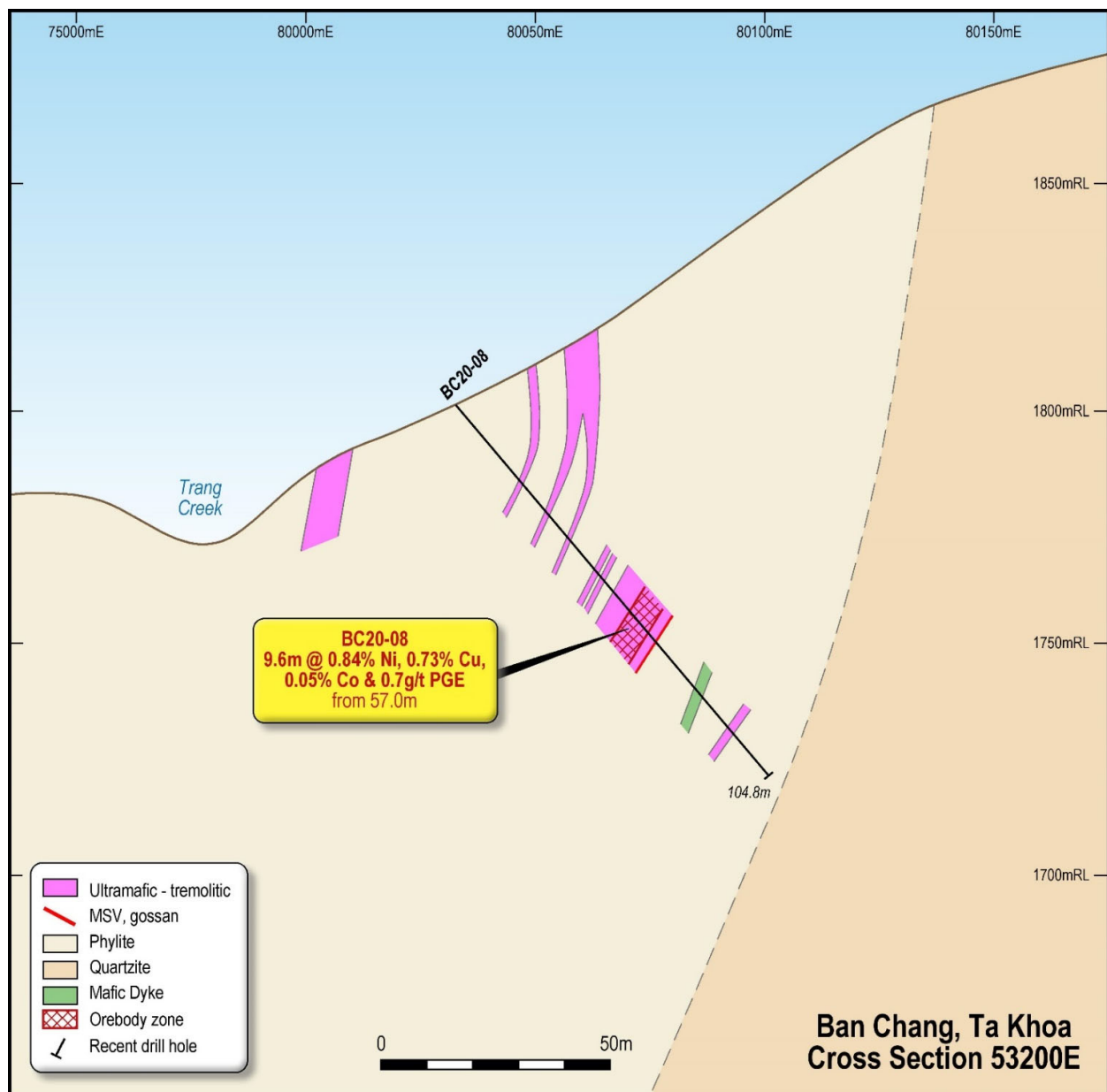


Figure 3: Ban Chang Cross Section 53200E showing maiden drill hole BC20-08

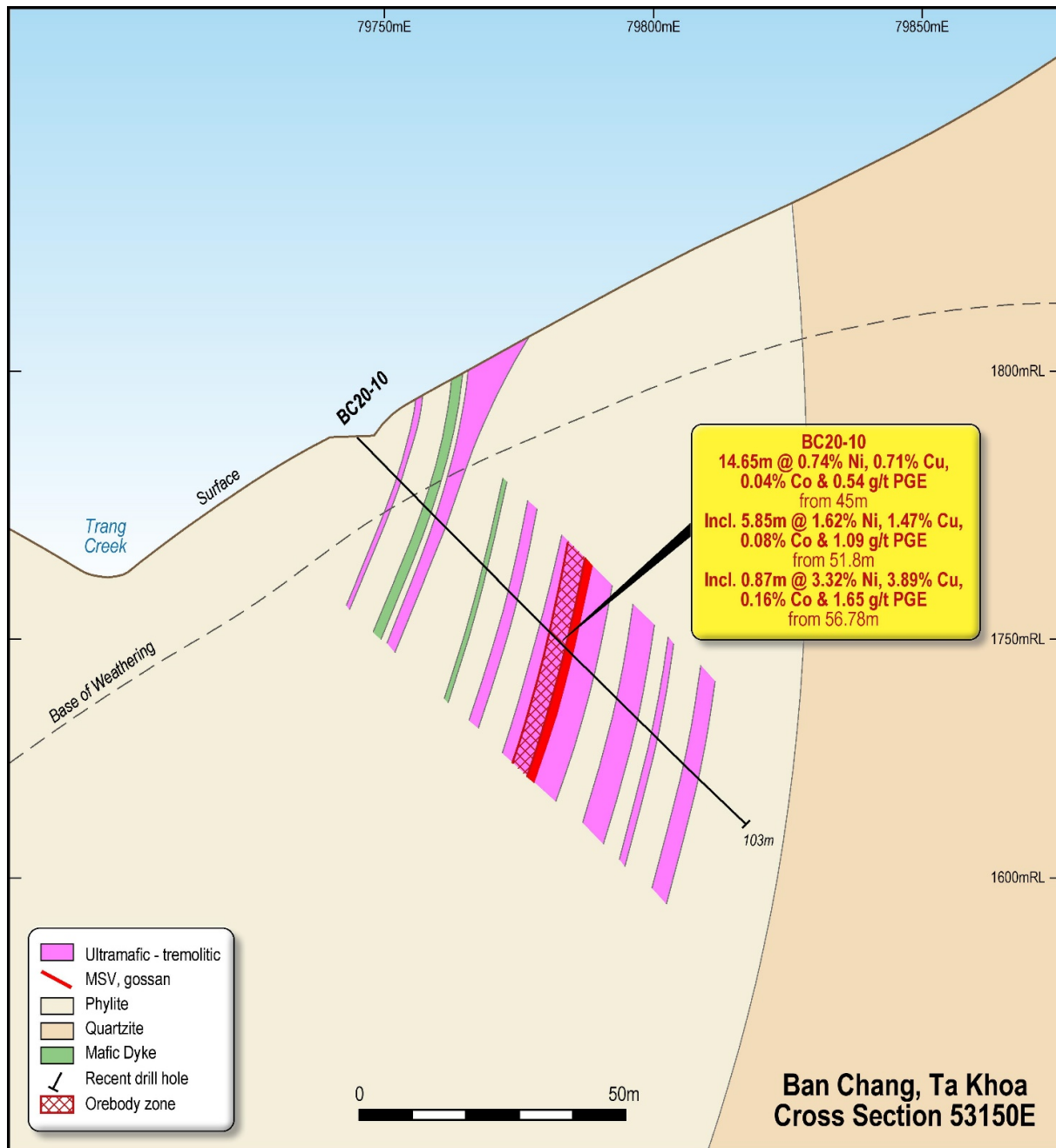


Figure 4: Ban Chang Cross Section 53150E showing maiden drill hole BC20-10

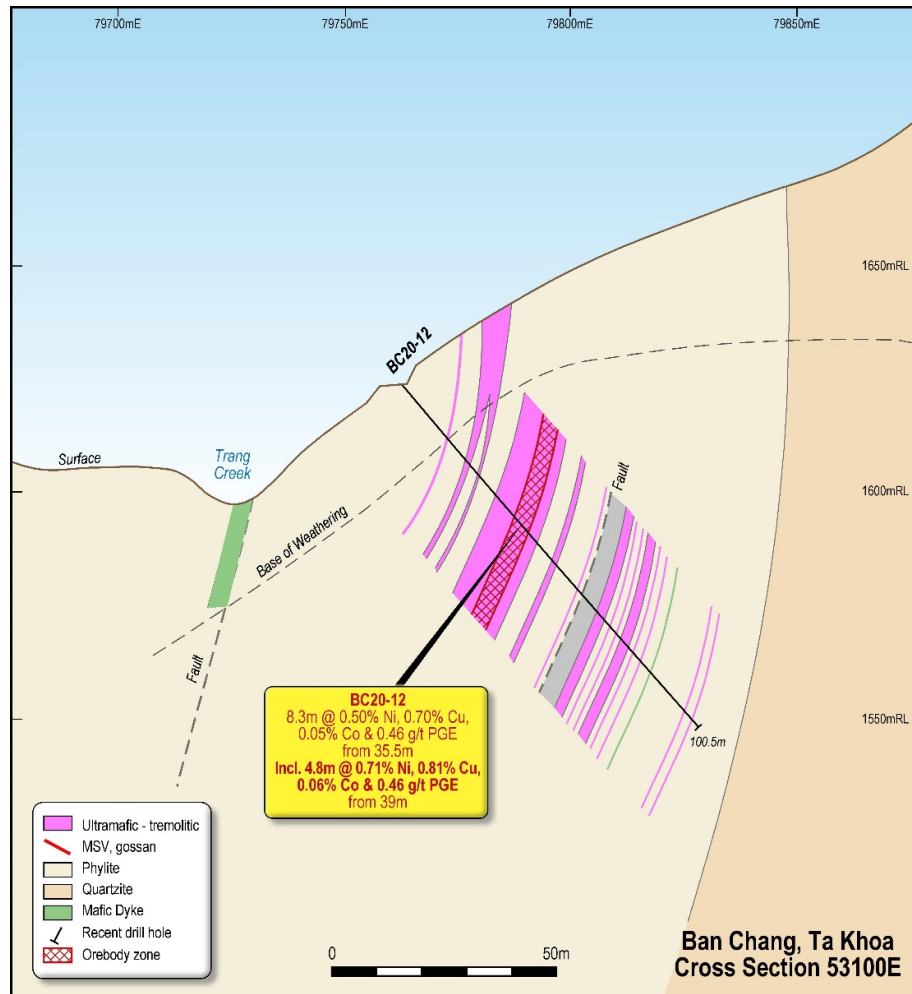


Figure 5: Ban Chang Cross Section 53100E showing maiden drill hole BC20-12

Blackstone's previously announced maiden drill holes BC20-01, BC20-02, BC20-03 and BC20-04 intersected the following bulk-tonnage high-grade results (ASX announcements from 17 June 2020, 02 July 2020, 22 July 2020, and 11 August 2020) (Refer to figure 1 & 6):

| | |
|---------|--|
| BC20-01 | 5.2m @ 0.66% Ni, 0.73% Cu, 0.04% Co & 0.79g/t PGE from 58.0m |
| BC20-02 | 4.1m @ 0.92% Ni, 0.69% Cu, 0.05% Co & 0.26g/t PGE from 85.9m |
| BC20-03 | 9.8m @ 1.45% Ni, 0.9% Cu, 0.08% Co & 0.70g/t PGE from 57.05m |
| BC20-04 | 21.5m @ 0.69% Ni, 0.66% Cu, 0.03% Co & 0.81g/t PGE from 71m |

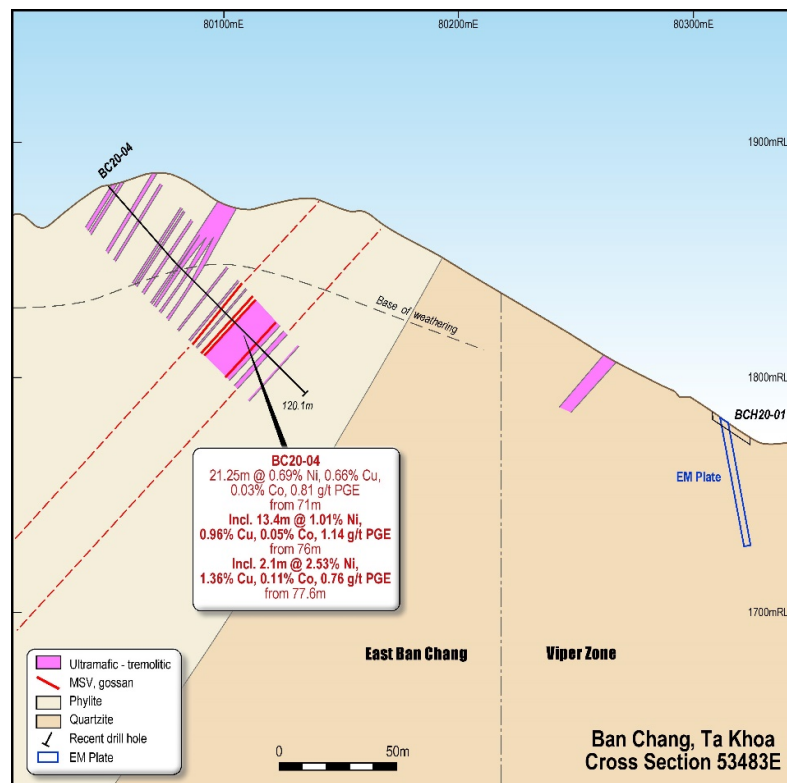


Figure 6: Ban Chang Cross Section 53483E showing maiden drill hole BC20-04 (Refer to ASX announcement 11 August 2020)

The drilling is part of an ongoing campaign to target regional MSV as Blackstone aims to build its resource inventory at Ta Khoa to supplement the Ban Phuc maiden resource, which is on track for completion this quarter.

Ban Chang

The Ban Chang prospect is located 2.5km south-east of the Ban Phuc deposit and processing facility, adjacent to the Chim Van – Co Muong fault system. The prospect geology consists of a tremolitic dyke swarm within phyllites, sericite schists and quartzites of the Devonian Ban Cai Formation. The known mineralization style is mainly veins and lenses of massive sulfide as well as disseminated sulfide (DSS) hosted within tremolite dykes. The dyke swarm is approximately 900m long and varies between 5m and 60m wide. The dykes and massive sulfide are interpreted to be hosted within a splay (and subsidiary structures) off the major regional Chim Van – Co Muong fault system.

The West Zone is a 420m long zone of interpreted bifurcating MSV lenses. This zone strikes NW-SE and dips moderately to the SW. The Central Zone is consistent in strike and dip with the West Zone, defined by a weathered gossan which is 200m long and up to 1.4m wide and containing 0.18 - 0.27% Ni and 1.29-1.38% Cu. The prospect area was historically mapped and trench sampled (19 trenches) by Vietnamese geologists in the 1960-63 period. The largest intersection obtained in this period was in Adit Level 13 which intersected patchy zones of weak nickel-copper mineralisation. Channel samples included **3.9m at 1.07% Ni & 0.95% Cu** including **1.1m at 1.62% Ni & 1.48% Cu**. Drill hole BLK 4 intersected a zone of **1.7m at 1.89% Ni & 0.91% Cu** from 62.9m. Drill hole BLK 2 intersected a **1m wide MSV** within schist grading **2.65% Ni & 1.07% Cu** from 58.5m down hole.

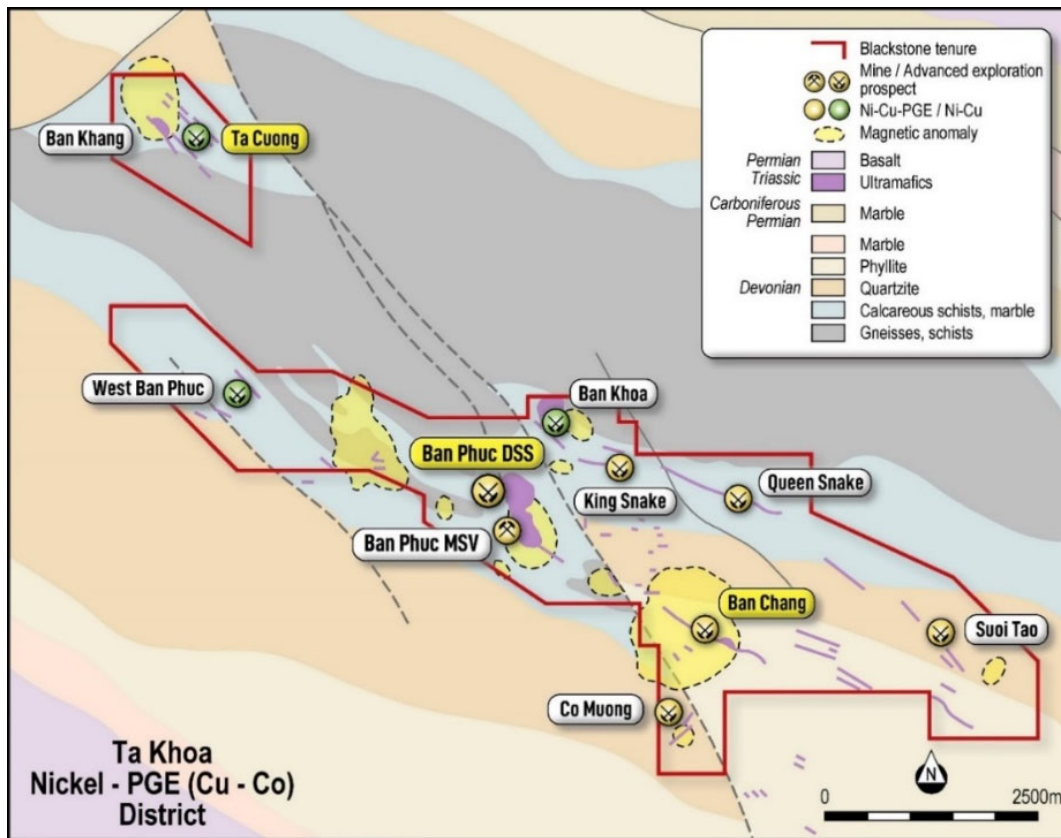
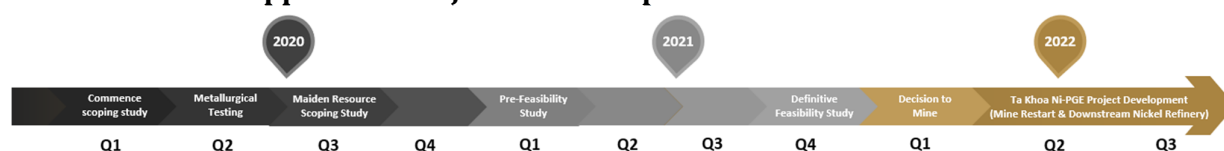


Figure 7: Ta Khoa Nickel-PGE (Cu-Co) district

Ta Khoa Nickel-Copper-PGE Project – Next Steps



Blackstone Minerals aims to deliver a maiden resource in Q3, focused initially on the DSS at Ban Phuc and continues to investigate the potential to restart the existing Ban Phuc concentrator through focused exploration on both MSV and DSS deposits.

Blackstone has commenced a scoping study on the downstream processing facility at Ta Khoa. The scoping study, also to be announced in Q3, will provide details for joint venture partners to formalise the next stage of investment. Blackstone has commenced metallurgical testing on the Ban Phuc DSS deposit with an aim to develop a flow sheet for a product suitable for the lithium-ion battery industry.

In addition, Blackstone will investigate the potential to develop downstream processing infrastructure in Vietnam to produce a downstream nickel and cobalt product to supply Asia's growing lithium-ion battery industry.

The Ta Khoa Nickel-Copper-PGE Project in northern Vietnam includes an existing modern nickel mine which has been under care and maintenance since 2016 due to falling nickel prices. Existing



infrastructure includes an internationally designed 450ktpa processing plant. Previous project owners focused mining and exploration efforts primarily on the MSV at Ban Phuc.

Blackstone Minerals plans to explore both MSV and DSS targets throughout the project, initially within a 5km radius of the existing processing facility. Blackstone Minerals will conduct further geophysics on the MSV and DSS targets and continue its maiden drilling campaign. Online readers can click [here](#) for footage taken from the Ta Khoa Nickel-Copper-PGE Project.

Authorised by:

Scott Williamson
Managing Director
+61 8 9425 5217
scott@blackstoneminerals.com.au

For more information, please contact:

Nathan Ryan
Media Enquiries
+61 420 582 887
nathan@nwrcommunications.com.au

Patrick Chang
Corporate Development
+61 8 9425 5217
patrick@blackstoneminerals.com.au

About Blackstone

Blackstone Minerals Limited (**ASX code: BSX**) is developing the district scale Ta Khoa Project in Northern Vietnam where the company is drilling out the large-scale Ban Phuc Nickel-PGE deposit. The Ta Khoa Nickel-Copper-PGE Project has existing modern mine infrastructure built to International Standards including a 450ktpa processing plant and permitted mine facilities. Blackstone also owns a large land holding at the Gold Bridge project within the BC porphyry belt in British Columbia, Canada with large scale drill targets prospective for high grade gold-cobalt-copper mineralisation. In Australia, Blackstone is exploring for nickel and gold in the Eastern Goldfields and gold in the Pilbara region of Western Australia. Blackstone has a board and management team with a proven track record of mineral discovery and corporate success.

Competent Person Statement

The information in this report that relates to Exploration Results and Exploration Targets is based on information compiled by Mr Andrew Radonjic, a Non-Executive Director and Technical Consultant of the company, who is a Member of The Australasian Institute of Mining and Metallurgy. Mr Andrew Radonjic has sufficient experience which is relevant to the style of mineralisation and type of deposits under consideration and to the activity which he is undertaking to qualify as a Competent Person as defined in the 2012 Edition of the 'Australasian Code for Reporting of Exploration Results, Mineral Resources and Ore Reserves'. Mr Andrew Radonjic consents to the inclusion in the report of the matters based on his information in the form and context in which it appears.



Table 1

Ban Chang drill holes BC20-05 to BC20-12 locations, orientation and mineralised intersections. Complete assay interval data in Table 2, Surveys by Leica 1203+ total station system.

| Hole | East UTM 48N WGS84 | North UTM 48N WGS84 | RLm UTM 48N WGS84 | Azimuth UTM | Dip | End of hole (m) | From m | To m | Interval m | Ni % | Cu % | Co % | Pt+Pd+Au g/t | Pt g/t | Pd g/t | Au g/t |
|----------|-----------------------------|------------------------------|----------------------------|----------------|-----|-----------------------|---|---------|---------------|---------|---------|---------|-----------------|-----------|-----------|-----------|
| BC20-05 | 432630 | 2341765 | 677 | 22 | -55 | 92.1 | no significant intersection (ultramafic dykes without sulfides) | | | | | | | | | |
| BC20-06 | 432054 | 2341975 | 600 | 14 | -50 | 150 | 76.77 | 77 | 0.23 | 1.00 | 0.12 | 0.07 | 0.44 | 0.17 | 0.25 | 0.02 |
| and | | | | | | | 89 | 102 | 13 | 0.50 | 0.71 | 0.05 | 0.46 | 0.23 | 0.18 | 0.05 |
| included | | | | | | | 92 | 93.8 | 1.75 | 0.72 | 0.49 | 0.07 | 0.39 | 0.24 | 0.10 | 0.05 |
| and | | | | | | | 97.8 | 102 | 4.2 | 0.52 | 0.81 | 0.06 | 0.82 | 0.41 | 0.35 | 0.06 |
| included | | | | | | | 101 | 102 | 1 | 0.24 | 1.80 | 0.05 | 1.30 | 0.07 | 1.13 | 0.10 |
| BC20-07 | 433372 | 2341758 | 840 | 22 | -45 | 114.4 | 34.2 | 38 | 3.8 | 0.79 | 0.45 | 0.05 | 0.62 | 0.27 | 0.29 | 0.06 |
| included | | | | | | | 35.3 | 37 | 1.65 | 1.13 | 0.62 | 0.06 | 0.71 | 0.29 | 0.37 | 0.05 |
| BC20-08 | 433274 | 2341783 | 805 | 22 | -50 | 104.8 | 57 | 66.6 | 9.6 | 0.84 | 0.73 | 0.05 | 0.70 | 0.26 | 0.34 | 0.10 |
| included | | | | | | | 58.2 | 60.4 | 2.15 | 1.16 | 0.89 | 0.07 | 1.00 | 0.45 | 0.46 | 0.09 |
| and | | | | | | | 61.7 | 64.1 | 2.43 | 1.20 | 1.29 | 0.08 | 0.80 | 0.10 | 0.48 | 0.22 |
| BC20-09 | 432316 | 2341867 | 629 | 22 | -45 | 107 | 41.5 | 42.1 | 0.55 | 2.24 | 1.11 | 0.12 | 0.75 | 0.30 | 0.43 | 0.02 |
| BC20-10 | 433226 | 2341789 | 795 | 22 | -45 | 103 | 45 | 59.7 | 14.65 | 0.74 | 0.71 | 0.04 | 0.54 | 0.32 | 0.18 | 0.04 |
| included | | | | | | | 51.8 | 57.7 | 5.85 | 1.62 | 1.47 | 0.08 | 1.09 | 0.74 | 0.31 | 0.04 |
| included | | | | | | | 56.78 | 57.7 | 0.87 | 3.32 | 3.89 | 0.16 | 1.65 | 1.18 | 0.42 | 0.05 |
| BC20-11 | 432368 | 2341846 | 644 | 22 | -50 | 102.5 | 60.65 | 62.2 | 1.5 | 0.87 | 0.49 | 0.05 | 0.23 | 0.03 | 0.18 | 0.02 |
| included | | | | | | | 60.65 | 61.5 | 0.85 | 1.45 | 0.42 | 0.08 | 0.38 | 0.06 | 0.31 | 0.01 |
| BC20-12 | 433180 | 2341800 | 774 | 22 | -50 | 100.5 | 35.5 | 43.8 | 8.3 | 0.50 | 0.70 | 0.05 | 0.46 | 0.23 | 0.16 | 0.07 |
| included | | | | | | | 39 | 43.8 | 4.8 | 0.71 | 0.81 | 0.06 | 0.46 | 0.22 | 0.19 | 0.05 |

Table 2

Drill hole assays BC20-05 to BC20-12, preparation by SGS Hai Phong, assays by ALS Perth (see Appendix One for assay methods).

Note: na denotes assay result not available (element was not determined), < is less than method detection limit.

| Hole | From m | To m | Interval m | Ni ppm | Cu ppm | Co ppm | Pt g/t | Pd g/t | Au g/t |
|---------|--------|-------|------------|--------|--------|--------|--------|--------|--------|
| BC20-05 | 0.3 | 0.9 | 0.6 | 216 | 107 | 40 | na | na | na |
| BC20-05 | 4.4 | 5.4 | 1 | 223 | 83 | 46 | na | na | na |
| BC20-05 | 5.4 | 6.5 | 1.1 | 185 | 79 | 50 | na | na | na |
| BC20-05 | 9.2 | 10.6 | 1.4 | 116 | 33 | 29 | na | na | na |
| BC20-05 | 14.6 | 15 | 0.4 | 36 | 53 | 13 | na | na | na |
| BC20-05 | 17.5 | 17.8 | 0.3 | 205 | 101 | 43 | na | na | na |
| BC20-05 | 30.2 | 31.5 | 1.3 | 164 | 113 | 45 | na | na | na |
| BC20-05 | 31.5 | 32.5 | 1 | 387 | 69 | 57 | na | na | na |
| BC20-05 | 32.5 | 33.7 | 1.2 | 546 | 57 | 64 | na | na | na |
| BC20-05 | 33.7 | 35 | 1.3 | 61 | 61 | 20 | na | na | na |
| BC20-05 | 35 | 36 | 1 | 264 | 92 | 49 | na | na | na |
| BC20-05 | 36 | 37 | 1 | 292 | 70 | 53 | na | na | na |
| BC20-05 | 37 | 38.5 | 1.5 | 317 | 78 | 57 | na | na | na |
| BC20-05 | 44.05 | 44.85 | 0.8 | 363 | 92 | 55 | na | na | na |
| BC20-05 | 49.2 | 49.9 | 0.7 | 402 | 91 | 81 | na | na | na |
| BC20-05 | 63.5 | 64.4 | 0.9 | 502 | 47 | 58 | na | na | na |

| Hole | From m | To m | Interval m | Ni ppm | Cu ppm | Co ppm | Pt g/t | Pd g/t | Au g/t |
|---------|--------|--------|------------|--------|--------|--------|--------|--------|--------|
| BC20-05 | 67.4 | 68.5 | 1.1 | 222 | 65 | 52 | na | na | na |
| BC20-05 | 68.9 | 70.3 | 1.4 | 544 | 68 | 64 | na | na | na |
| BC20-05 | 77.2 | 78 | 0.8 | 431 | 101 | 62 | na | na | na |
| BC20-05 | 82.2 | 82.6 | 0.4 | 285 | 44 | 65 | na | na | na |
| BC20-05 | 88.05 | 88.6 | 0.55 | 313 | 74 | 53 | na | na | na |
| BC20-06 | 6 | 7 | 1 | 201 | 58 | 46 | na | na | na |
| BC20-06 | 7 | 8 | 1 | 206 | 39 | 51 | na | na | na |
| BC20-06 | 8 | 9 | 1 | 295 | 69 | 58 | na | na | na |
| BC20-06 | 9 | 10.1 | 1.1 | 268 | 53 | 46 | na | na | na |
| BC20-06 | 14.1 | 15 | 0.9 | 341 | 78 | 46 | na | na | na |
| BC20-06 | 15 | 16 | 1 | 271 | 70 | 43 | na | na | na |
| BC20-06 | 16 | 17 | 1 | 191 | 69 | 41 | na | na | na |
| BC20-06 | 22.2 | 24 | 1.8 | 304 | 77 | 43 | na | na | na |
| BC20-06 | 24 | 25 | 1 | 313 | 83 | 33 | na | na | na |
| BC20-06 | 27.9 | 28.6 | 0.7 | 344 | 66 | 46 | na | na | na |
| BC20-06 | 47.55 | 48.4 | 0.85 | 417 | 118 | 76 | na | na | na |
| BC20-06 | 54.15 | 55.5 | 1.35 | 276 | 100 | 51 | na | na | na |
| BC20-06 | 61.05 | 61.65 | 0.6 | 754 | 79 | 67 | na | na | na |
| BC20-06 | 63.5 | 64.25 | 0.75 | 226 | 101 | 51 | na | na | na |
| BC20-06 | 72.3 | 72.6 | 0.3 | 569 | 106 | 53 | na | na | na |
| BC20-06 | 72.8 | 73.15 | 0.35 | 477 | 119 | 60 | na | na | na |
| BC20-06 | 73.15 | 74.05 | 0.9 | 248 | 137 | 37 | na | na | na |
| BC20-06 | 74.05 | 75.05 | 1 | 410 | 113 | 58 | na | na | na |
| BC20-06 | 75.05 | 75.77 | 0.72 | 54 | 220 | 23 | na | na | na |
| BC20-06 | 75.77 | 76.35 | 0.58 | 107 | 255 | 45 | <0.005 | 0.001 | 0.001 |
| BC20-06 | 76.35 | 76.77 | 0.42 | 210 | 333 | 36 | <0.005 | 0.001 | 0.001 |
| BC20-06 | 76.77 | 77 | 0.23 | 9990 | 1150 | 650 | 0.171 | 0.248 | 0.016 |
| BC20-06 | 77 | 78.25 | 1.25 | 555 | 579 | 42 | <0.005 | 0.012 | 0.004 |
| BC20-06 | 78.25 | 78.67 | 0.42 | 1750 | 3940 | 121 | 0.12 | 0.265 | 0.024 |
| BC20-06 | 78.67 | 79.25 | 0.58 | 779 | 923 | 47 | <0.005 | 0.014 | 0.008 |
| BC20-06 | 79.25 | 79.85 | 0.6 | 592 | 124 | 58 | 0.005 | 0.023 | 0.002 |
| BC20-06 | 79.85 | 81 | 1.15 | 745 | 326 | 94 | 0.008 | 0.013 | 0.003 |
| BC20-06 | 81 | 82 | 1 | 815 | 310 | 94 | 0.008 | 0.006 | 0.002 |
| BC20-06 | 82 | 83 | 1 | 928 | 748 | 90 | 0.023 | 0.018 | 0.006 |
| BC20-06 | 83 | 84 | 1 | 1190 | 992 | 118 | 0.018 | 0.028 | 0.009 |
| BC20-06 | 84 | 85 | 1 | 1090 | 489 | 103 | 0.014 | 0.012 | 0.005 |
| BC20-06 | 85 | 86 | 1 | 1170 | 350 | 108 | 0.01 | 0.008 | 0.006 |
| BC20-06 | 86 | 87 | 1 | 1170 | 689 | 126 | 0.015 | 0.014 | 0.005 |
| BC20-06 | 87 | 88 | 1 | 1630 | 1810 | 205 | 0.032 | 0.025 | 0.014 |
| BC20-06 | 88 | 89 | 1 | 1860 | 2160 | 214 | 0.036 | 0.033 | 0.027 |
| BC20-06 | 89 | 90 | 1 | 3280 | 4200 | 332 | 0.064 | 0.075 | 0.051 |
| BC20-06 | 90 | 91 | 1 | 4290 | 6050 | 426 | 0.075 | 0.077 | 0.035 |
| BC20-06 | 91 | 92 | 1 | 4230 | 7790 | 409 | 0.082 | 0.097 | 0.066 |
| BC20-06 | 92 | 92.65 | 0.65 | 6870 | 3770 | 657 | 0.18 | 0.111 | 0.083 |
| BC20-06 | 92.65 | 92.7 | 0.05 | 16500 | 1300 | 1530 | 0.298 | 0.128 | 0.05 |
| BC20-06 | 92.7 | 93.75 | 1.05 | 6900 | 5850 | 654 | 0.277 | 0.099 | 0.032 |
| BC20-06 | 93.75 | 94.4 | 0.65 | 908 | 1340 | 74 | <0.005 | 0.062 | 0.06 |
| BC20-06 | 94.4 | 95.5 | 1.1 | 4430 | 9840 | 415 | 0.14 | 0.09 | 0.041 |
| BC20-06 | 95.5 | 96.6 | 1.1 | 5900 | 10050 | 557 | 0.236 | 0.135 | 0.057 |
| BC20-06 | 96.6 | 97.8 | 1.2 | 5510 | 6770 | 526 | 0.165 | 0.125 | 0.061 |
| BC20-06 | 97.8 | 99 | 1.2 | 5670 | 6250 | 538 | 0.494 | 0.121 | 0.058 |
| BC20-06 | 99 | 100 | 1 | 6170 | 4520 | 589 | 0.614 | 0.108 | 0.05 |
| BC20-06 | 100 | 101 | 1 | 6670 | 4060 | 625 | 0.43 | 0.094 | 0.031 |
| BC20-06 | 101 | 102 | 1 | 2380 | 18000 | 535 | 0.071 | 1.125 | 0.099 |
| BC20-06 | 102 | 102.7 | 0.7 | 2250 | 2520 | 207 | 0.217 | 0.024 | 0.07 |
| BC20-06 | 102.7 | 103.7 | 1 | 1270 | 1480 | 92 | <0.005 | 0.013 | 0.006 |
| BC20-06 | 103.7 | 104.35 | 0.65 | 1030 | 1370 | 77 | <0.005 | 0.005 | 0.005 |
| BC20-06 | 104.35 | 105.2 | 0.85 | 271 | 1250 | 26 | <0.005 | 0.003 | 0.007 |
| BC20-06 | 120.5 | 121.2 | 0.7 | 431 | 63 | 55 | na | na | na |
| BC20-06 | 124.6 | 125.15 | 0.55 | 553 | 56 | 64 | na | na | na |
| BC20-06 | 127.8 | 128.7 | 0.9 | 454 | 53 | 59 | na | na | na |

| Hole | From m | To m | Interval m | Ni ppm | Cu ppm | Co ppm | Pt g/t | Pd g/t | Au g/t |
|---------|--------|--------|------------|--------|--------|--------|--------|--------|--------|
| BC20-06 | 133.6 | 134.6 | 1 | 263 | 119 | 51 | na | na | na |
| BC20-06 | 134.6 | 135.5 | 0.9 | 385 | 80 | 57 | na | na | na |
| BC20-06 | 135.5 | 136.5 | 1 | 202 | 95 | 58 | na | na | na |
| BC20-06 | 136.5 | 137.4 | 0.9 | 232 | 156 | 53 | na | na | na |
| BC20-07 | 3 | 4 | 1 | 487 | 147 | 61 | na | na | na |
| BC20-07 | 4 | 5 | 1 | 919 | 86 | 129 | na | na | na |
| BC20-07 | 5 | 6 | 1 | 648 | 122 | 54 | na | na | na |
| BC20-07 | 7 | 8.2 | 1.2 | 569 | 126 | 38 | na | na | na |
| BC20-07 | 8.2 | 9.4 | 1.2 | 631 | 81 | 45 | na | na | na |
| BC20-07 | 10.1 | 11.15 | 1.05 | 554 | 101 | 46 | na | na | na |
| BC20-07 | 18.2 | 19.1 | 0.9 | 583 | 78 | 70 | na | na | na |
| BC20-07 | 19.5 | 20.1 | 0.6 | 250 | 164 | 43 | na | na | na |
| BC20-07 | 20.4 | 21.5 | 1.1 | 417 | 64 | 53 | na | na | na |
| BC20-07 | 22 | 23.15 | 1.15 | 369 | 163 | 52 | na | na | na |
| BC20-07 | 23.9 | 24.8 | 0.9 | 348 | 122 | 55 | na | na | na |
| BC20-07 | 24.8 | 25.6 | 0.8 | 397 | 47 | 66 | na | na | na |
| BC20-07 | 25.6 | 26.5 | 0.9 | 365 | 94 | 64 | na | na | na |
| BC20-07 | 26.5 | 27.5 | 1 | 588 | 237 | 57 | na | na | na |
| BC20-07 | 27.5 | 28.6 | 1.1 | 833 | 216 | 79 | 0.006 | 0.007 | 0.003 |
| BC20-07 | 28.6 | 29.6 | 1 | 1200 | 454 | 95 | 0.011 | 0.017 | 0.003 |
| BC20-07 | 29.6 | 30.4 | 0.8 | 1550 | 644 | 112 | 0.02 | 0.037 | 0.005 |
| BC20-07 | 30.4 | 31.25 | 0.85 | 2450 | 1260 | 147 | 0.063 | 0.078 | 0.01 |
| BC20-07 | 31.25 | 32 | 0.75 | 147 | 1880 | 51 | <0.005 | <0.001 | 0.019 |
| BC20-07 | 32 | 32.7 | 0.7 | 267 | 230 | 54 | <0.005 | 0.005 | 0.002 |
| BC20-07 | 32.7 | 33.75 | 1.05 | 2060 | 924 | 130 | 0.028 | 0.049 | 0.014 |
| BC20-07 | 33.75 | 34.2 | 0.45 | 2260 | 2550 | 146 | 0.119 | 0.096 | 0.117 |
| BC20-07 | 34.2 | 35.3 | 1.1 | 6480 | 4200 | 378 | 0.375 | 0.311 | 0.104 |
| BC20-07 | 35.3 | 36 | 0.7 | 10150 | 6190 | 586 | 0.302 | 0.333 | 0.041 |
| BC20-07 | 36 | 36.95 | 0.95 | 12200 | 6160 | 693 | 0.276 | 0.4 | 0.064 |
| BC20-07 | 36.95 | 38 | 1.05 | 3900 | 2270 | 227 | 0.148 | 0.153 | 0.017 |
| BC20-07 | 38 | 39 | 1 | 2260 | 1150 | 142 | 0.056 | 0.059 | 0.007 |
| BC20-07 | 39 | 39.75 | 0.75 | 164 | 55 | 40 | <0.005 | 0.001 | 0.001 |
| BC20-07 | 39.75 | 40.6 | 0.85 | 887 | 969 | 74 | 0.095 | 0.072 | 0.008 |
| BC20-07 | 40.6 | 41.8 | 1.2 | 484 | 637 | 40 | 0.006 | 0.017 | 0.005 |
| BC20-07 | 41.8 | 42.35 | 0.55 | 54 | 101 | 16 | <0.005 | 0.001 | 0.001 |
| BC20-07 | 42.35 | 42.75 | 0.4 | 132 | 93 | 50 | <0.005 | 0.002 | 0.001 |
| BC20-07 | 42.75 | 43.75 | 1 | 48 | 104 | 14 | <0.005 | <0.001 | 0.001 |
| BC20-07 | 56.3 | 57.4 | 1.1 | 154 | 53 | 49 | na | na | na |
| BC20-07 | 57.4 | 58.4 | 1 | 629 | 65 | 68 | na | na | na |
| BC20-07 | 59.7 | 60.1 | 0.4 | 274 | 77 | 69 | na | na | na |
| BC20-07 | 60.6 | 61.6 | 1 | 654 | 86 | 66 | na | na | na |
| BC20-07 | 64.85 | 65.45 | 0.6 | 730 | 105 | 77 | na | na | na |
| BC20-07 | 67.7 | 68.5 | 0.8 | 184 | 52 | 43 | na | na | na |
| BC20-07 | 68.85 | 69.2 | 0.35 | 266 | 74 | 59 | na | na | na |
| BC20-07 | 69.4 | 69.95 | 0.55 | 426 | 55 | 54 | na | na | na |
| BC20-07 | 76.05 | 76.45 | 0.4 | 368 | 72 | 55 | na | na | na |
| BC20-07 | 77.4 | 78.95 | 1.55 | 556 | 65 | 63 | na | na | na |
| BC20-07 | 81.7 | 82.4 | 0.7 | 492 | 56 | 57 | na | na | na |
| BC20-07 | 83.2 | 83.55 | 0.35 | 683 | 100 | 74 | na | na | na |
| BC20-07 | 94.4 | 95.4 | 1 | 239 | 72 | 45 | na | na | na |
| BC20-07 | 95.4 | 96.4 | 1 | 200 | 93 | 55 | na | na | na |
| BC20-07 | 96.4 | 97.4 | 1 | 304 | 63 | 53 | na | na | na |
| BC20-07 | 97.4 | 98.1 | 0.7 | 247 | 36 | 44 | na | na | na |
| BC20-07 | 105.15 | 105.95 | 0.8 | 219 | 58 | 59 | na | na | na |
| BC20-07 | 107.3 | 109.3 | 2 | 388 | 58 | 53 | na | na | na |
| BC20-08 | 18.6 | 19.05 | 0.45 | 296 | 65 | 53 | na | na | na |
| BC20-08 | 20.4 | 21.3 | 0.9 | 374 | 90 | 58 | na | na | na |
| BC20-08 | 29.4 | 29.95 | 0.55 | 58 | 23 | 44 | na | na | na |
| BC20-08 | 30.15 | 30.7 | 0.55 | 52 | 27 | 43 | na | na | na |
| BC20-08 | 36.9 | 37.6 | 0.7 | 372 | 81 | 55 | na | na | na |
| BC20-08 | 44.9 | 45.4 | 0.5 | 334 | 216 | 60 | na | na | na |

| Hole | From m | To m | Interval m | Ni ppm | Cu ppm | Co ppm | Pt g/t | Pd g/t | Au g/t |
|---------|--------|-------|------------|--------|--------|--------|--------|--------|--------|
| BC20-08 | 46.1 | 47.15 | 1.05 | 449 | 178 | 65 | na | na | na |
| BC20-08 | 48.1 | 49 | 0.9 | 655 | 125 | 66 | na | na | na |
| BC20-08 | 51.7 | 52.7 | 1 | 386 | 392 | 29 | na | na | na |
| BC20-08 | 52.7 | 53.75 | 1.05 | 606 | 200 | 68 | 0.013 | 0.017 | 0.001 |
| BC20-08 | 53.75 | 54.7 | 0.95 | 2110 | 1140 | 163 | 0.048 | 0.055 | 0.007 |
| BC20-08 | 54.7 | 55.75 | 1.05 | 1620 | 2600 | 113 | 0.058 | 0.052 | 0.038 |
| BC20-08 | 55.75 | 57 | 1.25 | 1800 | 1750 | 130 | 0.031 | 0.079 | 0.028 |
| BC20-08 | 57 | 58.2 | 1.2 | 7200 | 4750 | 438 | 0.509 | 0.283 | 0.076 |
| BC20-08 | 58.2 | 59.3 | 1.1 | 10650 | 7330 | 673 | 0.422 | 0.509 | 0.129 |
| BC20-08 | 59.3 | 60.35 | 1.05 | 12500 | 10550 | 768 | 0.487 | 0.402 | 0.048 |
| BC20-08 | 60.35 | 61.7 | 1.35 | 4060 | 4310 | 265 | 0.344 | 0.365 | 0.076 |
| BC20-08 | 61.7 | 62.9 | 1.2 | 12150 | 14550 | 858 | 0.113 | 0.305 | 0.064 |
| BC20-08 | 62.9 | 64.13 | 1.23 | 11850 | 11300 | 801 | 0.095 | 0.652 | 0.365 |
| BC20-08 | 64.13 | 65 | 0.87 | 8040 | 2620 | 495 | 0.093 | 0.185 | 0.023 |
| BC20-08 | 65 | 65.85 | 0.85 | 3060 | 3800 | 199 | 0.051 | 0.11 | 0.041 |
| BC20-08 | 65.85 | 66.45 | 0.6 | 1590 | 2790 | 124 | 0.035 | 0.049 | 0.019 |
| BC20-08 | 66.45 | 66.6 | 0.15 | 11050 | 3400 | 702 | 0.078 | 0.296 | 0.011 |
| BC20-08 | 66.6 | 67.6 | 1 | 944 | 1320 | 68 | <0.005 | 0.011 | 0.02 |
| BC20-08 | 67.6 | 68.6 | 1 | 1070 | 1470 | 57 | <0.005 | 0.01 | 0.005 |
| BC20-08 | 68.6 | 70 | 1.4 | 533 | 966 | 29 | <0.005 | 0.013 | 0.005 |
| BC20-08 | 74.2 | 74.6 | 0.4 | 312 | 65 | 45 | na | na | na |
| BC20-08 | 74.95 | 75.45 | 0.5 | 398 | 58 | 58 | na | na | na |
| BC20-08 | 77.3 | 78.2 | 0.9 | 359 | 63 | 53 | na | na | na |
| BC20-08 | 89.5 | 90.05 | 0.55 | 535 | 61 | 60 | na | na | na |
| BC20-08 | 91 | 92.55 | 1.55 | 237 | 76 | 63 | na | na | na |
| BC20-08 | 93.5 | 93.8 | 0.3 | 280 | 86 | 67 | na | na | na |
| BC20-08 | 98.7 | 99.3 | 0.6 | 378 | 118 | 55 | na | na | na |
| BC20-08 | 102.7 | 103.5 | 0.8 | 593 | 81 | 67 | na | na | na |
| BC20-09 | 25.55 | 26.3 | 0.75 | 505 | 96 | 63 | na | na | na |
| BC20-09 | 33.3 | 33.95 | 0.65 | 222 | 91 | 56 | na | na | na |
| BC20-09 | 38.7 | 39 | 0.3 | 471 | 81 | 60 | na | na | na |
| BC20-09 | 39.2 | 39.65 | 0.45 | 295 | 92 | 51 | -0.005 | 0.003 | 0.001 |
| BC20-09 | 39.65 | 40.5 | 0.85 | 95 | 116 | 16 | -0.005 | 0.002 | 0.001 |
| BC20-09 | 40.5 | 41.5 | 1 | 284 | 642 | 20 | -0.005 | 0.005 | 0.004 |
| BC20-09 | 41.5 | 42.05 | 0.55 | 22400 | 11100 | 1230 | 0.3 | 0.429 | 0.023 |
| BC20-09 | 42.05 | 43 | 0.95 | 980 | 1610 | 67 | 0.009 | 0.022 | 0.006 |
| BC20-09 | 43 | 44 | 1 | 43 | 38 | 15 | -0.005 | 0.001 | 0.002 |
| BC20-09 | 50.3 | 51.3 | 1 | 28 | 18 | 13 | na | na | na |
| BC20-09 | 51.3 | 52.4 | 1.1 | 30 | 17 | 21 | na | na | na |
| BC20-09 | 53 | 54.1 | 1.1 | 498 | 63 | 57 | na | na | na |
| BC20-09 | 54.1 | 55.2 | 1.1 | 327 | 98 | 57 | na | na | na |
| BC20-09 | 55.2 | 56.3 | 1.1 | 310 | 77 | 54 | na | na | na |
| BC20-09 | 56.3 | 57.65 | 1.35 | 272 | 60 | 42 | na | na | na |
| BC20-09 | 57.65 | 58.7 | 1.05 | 28 | 23 | 10 | na | na | na |
| BC20-09 | 69.6 | 69.9 | 0.3 | 792 | 21 | 75 | na | na | na |
| BC20-09 | 73.25 | 73.65 | 0.4 | 572 | 43 | 62 | na | na | na |
| BC20-09 | 77.55 | 78.65 | 1.1 | 159 | 82 | 38 | na | na | na |
| BC20-09 | 79.1 | 79.7 | 0.6 | 396 | 103 | 53 | na | na | na |
| BC20-09 | 82 | 82.5 | 0.5 | 192 | 95 | 47 | na | na | na |
| BC20-09 | 82.7 | 83.75 | 1.05 | 323 | 102 | 57 | na | na | na |
| BC20-09 | 90.4 | 91.6 | 1.2 | 368 | 99 | 58 | na | na | na |
| BC20-09 | 91.6 | 92.7 | 1.1 | 305 | 104 | 54 | na | na | na |
| BC20-09 | 96 | 97.7 | 1.7 | 180 | 70 | 52 | na | na | na |
| BC20-09 | 99.75 | 100.5 | 0.75 | 404 | 122 | 62 | na | na | na |
| BC20-10 | 11.5 | 12 | 0.5 | 242 | 55 | 38 | na | na | na |
| BC20-10 | 16 | 16.5 | 0.5 | 292 | 37 | 43 | na | na | na |
| BC20-10 | 18.6 | 19.6 | 1 | 285 | 69 | 56 | na | na | na |
| BC20-10 | 19.6 | 20.5 | 0.9 | 348 | 45 | 64 | na | na | na |
| BC20-10 | 22 | 23.4 | 1.4 | 239 | 66 | 54 | na | na | na |
| BC20-10 | 32 | 33 | 1 | 233 | 302 | 18 | na | na | na |
| BC20-10 | 33 | 34 | 1 | 335 | 409 | 46 | na | na | na |

| Hole | From m | To m | Interval m | Ni ppm | Cu ppm | Co ppm | Pt g/t | Pd g/t | Au g/t |
|---------|--------|-------|------------|--------|--------|--------|--------|--------|--------|
| BC20-10 | 34 | 34.85 | 0.85 | 311 | 233 | 25 | na | na | na |
| BC20-10 | 34.85 | 35.7 | 0.85 | 788 | 174 | 67 | na | na | na |
| BC20-10 | 35.7 | 37 | 1.3 | 790 | 901 | 36 | na | na | na |
| BC20-10 | 37 | 38 | 1 | 416 | 834 | 21 | na | na | na |
| BC20-10 | 38 | 39 | 1 | 198 | 205 | 13 | na | na | na |
| BC20-10 | 39 | 40 | 1 | 336 | 398 | 19 | na | na | na |
| BC20-10 | 40 | 41.2 | 1.2 | 652 | 733 | 29 | na | na | na |
| BC20-10 | 41.2 | 41.9 | 0.7 | 726 | 186 | 77 | na | na | na |
| BC20-10 | 41.9 | 42.45 | 0.55 | 2320 | 2890 | 92 | na | na | na |
| BC20-10 | 42.45 | 43 | 0.55 | 401 | 574 | 66 | na | na | na |
| BC20-10 | 43 | 43.5 | 0.5 | 1420 | 1990 | 49 | 0.031 | 0.071 | 0.025 |
| BC20-10 | 43.5 | 43.8 | 0.3 | 1300 | 1470 | 55 | 0.011 | 0.038 | 0.023 |
| BC20-10 | 43.8 | 45 | 1.2 | 1250 | 1205 | 46 | 0.006 | 0.03 | 0.006 |
| BC20-10 | 45 | 46 | 1 | 2190 | 3230 | 89 | 0.061 | 0.16 | 0.03 |
| BC20-10 | 46 | 47.15 | 1.15 | 1770 | 1210 | 67 | -0.005 | 0.054 | 0.005 |
| BC20-10 | 47.15 | 48 | 0.85 | 627 | 1390 | 27 | -0.005 | 0.079 | 0.007 |
| BC20-10 | 48 | 49 | 1 | 894 | 1710 | 46 | -0.005 | 0.034 | 0.004 |
| BC20-10 | 49 | 49.8 | 0.8 | 1090 | 1490 | 59 | -0.005 | 0.039 | 0.005 |
| BC20-10 | 49.8 | 50.8 | 1 | 2920 | 1095 | 171 | 0.069 | 0.084 | 0.004 |
| BC20-10 | 50.8 | 51.8 | 1 | 2060 | 2270 | 137 | 0.217 | 0.262 | 0.168 |
| BC20-10 | 51.8 | 53 | 1.2 | 12350 | 7140 | 711 | 0.349 | 0.203 | 0.031 |
| BC20-10 | 53 | 54 | 1 | 14650 | 8700 | 765 | 0.555 | 0.452 | 0.041 |
| BC20-10 | 54 | 55 | 1 | 11550 | 16900 | 626 | 0.539 | 0.466 | 0.052 |
| BC20-10 | 55 | 56 | 1 | 14100 | 10550 | 716 | 0.711 | 0.199 | 0.04 |
| BC20-10 | 56 | 56.78 | 0.78 | 14050 | 9170 | 675 | 1.365 | 0.138 | 0.051 |
| BC20-10 | 56.78 | 57.65 | 0.87 | 33200 | 38900 | 1625 | 1.175 | 0.422 | 0.049 |
| BC20-10 | 57.65 | 58.65 | 1 | 637 | 748 | 62 | 0.007 | 0.022 | 0.002 |
| BC20-10 | 58.65 | 59.65 | 1 | 678 | 4970 | 60 | 0.007 | 0.023 | 0.078 |
| BC20-10 | 59.65 | 60.65 | 1 | 636 | 90 | 65 | 0.008 | 0.006 | 0.001 |
| BC20-10 | 60.65 | 61.75 | 1.1 | 558 | 52 | 57 | 0.006 | 0.006 | 0.001 |
| BC20-10 | 61.75 | 62.3 | 0.55 | 52 | 49 | 13 | -0.005 | 0.001 | 0.001 |
| BC20-10 | 62.3 | 63.75 | 1.45 | 449 | 56 | 55 | 0.005 | 0.004 | 0.001 |
| BC20-10 | 69.65 | 71 | 1.35 | 481 | 186 | 61 | na | na | na |
| BC20-10 | 71 | 72 | 1 | 155 | 84 | 57 | na | na | na |
| BC20-10 | 72 | 73 | 1 | 132 | 73 | 52 | na | na | na |
| BC20-10 | 73 | 74 | 1 | 209 | 120 | 51 | na | na | na |
| BC20-10 | 74 | 74.9 | 0.9 | 254 | 90 | 63 | na | na | na |
| BC20-10 | 79.15 | 79.5 | 0.35 | 295 | 90 | 68 | na | na | na |
| BC20-10 | 79.85 | 80.3 | 0.45 | 118 | 54 | 29 | na | na | na |
| BC20-10 | 84 | 84.4 | 0.4 | 197 | 83 | 54 | na | na | na |
| BC20-10 | 87.1 | 88 | 0.9 | 589 | 65 | 65 | na | na | na |
| BC20-10 | 88 | 89 | 1 | 385 | 61 | 49 | na | na | na |
| BC20-10 | 89 | 90 | 1 | 343 | 77 | 50 | na | na | na |
| BC20-10 | 90 | 90.7 | 0.7 | 226 | 79 | 40 | na | na | na |
| BC20-10 | 94.2 | 94.5 | 0.3 | 393 | 79 | 53 | na | na | na |
| BC20-11 | 23 | 24.4 | 1.4 | 485 | 89 | 71 | na | na | na |
| BC20-11 | 39.85 | 40.4 | 0.55 | 461 | 102 | 68 | na | na | na |
| BC20-11 | 43.3 | 44 | 0.7 | 258 | 98 | 54 | na | na | na |
| BC20-11 | 44 | 45 | 1 | 198 | 98 | 52 | na | na | na |
| BC20-11 | 45 | 46 | 1 | 329 | 30 | 57 | na | na | na |
| BC20-11 | 46 | 47.15 | 1.15 | 297 | 112 | 67 | na | na | na |
| BC20-11 | 50 | 50.8 | 0.8 | 330 | 93 | 73 | na | na | na |
| BC20-11 | 55 | 56 | 1 | 33 | 25 | 10 | -0.005 | 0.001 | 0.001 |
| BC20-11 | 56 | 57 | 1 | 537 | 527 | 25 | -0.005 | 0.008 | 0.001 |
| BC20-11 | 57 | 58 | 1 | 224 | 235 | 16 | -0.005 | 0.003 | 0.001 |
| BC20-11 | 58 | 58.72 | 0.72 | 354 | 128 | 56 | -0.005 | 0.004 | 0.001 |
| BC20-11 | 58.72 | 59.65 | 0.93 | 142 | 302 | 15 | -0.005 | 0.002 | 0.002 |
| BC20-11 | 59.65 | 60.65 | 1 | 475 | 2560 | 39 | -0.005 | 0.027 | 0.232 |
| BC20-11 | 60.65 | 60.75 | 0.1 | 30500 | 4330 | 1755 | 0.141 | 0.661 | 0.016 |
| BC20-11 | 60.75 | 61.22 | 0.47 | 1030 | 3800 | 69 | 0.009 | 0.029 | 0.017 |
| BC20-11 | 61.22 | 61.5 | 0.28 | 31500 | 4970 | 1800 | 0.11 | 0.652 | 0.009 |

| Hole | From m | To m | Interval m | Ni ppm | Cu ppm | Co ppm | Pt g/t | Pd g/t | Au g/t |
|---------|--------|-------|------------|--------|--------|--------|--------|--------|--------|
| BC20-11 | 61.5 | 62.15 | 0.65 | 1110 | 5650 | 84 | -0.005 | 0.016 | 0.027 |
| BC20-11 | 62.15 | 62.85 | 0.7 | 77 | 420 | 16 | -0.005 | 0.001 | 0.007 |
| BC20-11 | 62.85 | 63.2 | 0.35 | 75 | 46 | 39 | -0.005 | -0.001 | 0.001 |
| BC20-11 | 63.2 | 64.2 | 1 | 69 | 33 | 18 | -0.005 | 0.003 | 0.003 |
| BC20-11 | 64.2 | 65.2 | 1 | 36 | 23 | 12 | -0.005 | 0.001 | 0.002 |
| BC20-11 | 65.2 | 65.95 | 0.75 | 47 | 39 | 13 | -0.005 | 0.001 | 0.002 |
| BC20-11 | 68.1 | 68.9 | 0.8 | 155 | 34 | 29 | na | na | na |
| BC20-11 | 68.9 | 69.6 | 0.7 | 295 | 80 | 52 | na | na | na |
| BC20-11 | 69.6 | 70.3 | 0.7 | 13 | 51 | 10 | na | na | na |
| BC20-11 | 70.3 | 70.95 | 0.65 | 177 | 49 | 37 | na | na | na |
| BC20-11 | 78.95 | 79.4 | 0.45 | 140 | 37 | 52 | na | na | na |
| BC20-11 | 89.45 | 90.5 | 1.05 | 97 | 45 | 32 | na | na | na |
| BC20-11 | 91.4 | 91.7 | 0.3 | 208 | 83 | 48 | na | na | na |
| BC20-11 | 98.55 | 99.5 | 0.95 | 136 | 129 | 44 | na | na | na |
| BC20-11 | 99.5 | 100.2 | 0.7 | 449 | 85 | 70 | na | na | na |
| BC20-11 | 102 | 102.5 | 0.5 | 329 | 98 | 56 | na | na | na |
| BC20-12 | 15.7 | 16.45 | 0.75 | 474 | 77 | 66 | na | na | na |
| BC20-12 | 22.7 | 23.4 | 0.7 | 406 | 113 | 49 | na | na | na |
| BC20-12 | 26.3 | 26.8 | 0.5 | 911 | 112 | 98 | na | na | na |
| BC20-12 | 29.5 | 30.5 | 1 | 73 | 43 | 16 | -0.005 | 0.001 | 0.002 |
| BC20-12 | 30.5 | 31.5 | 1 | 94 | 306 | 25 | -0.005 | 0.001 | 0.002 |
| BC20-12 | 31.5 | 32.5 | 1 | 62 | 200 | 22 | -0.005 | -0.001 | 0.002 |
| BC20-12 | 32.5 | 33.45 | 0.95 | 234 | 459 | 55 | -0.005 | 0.003 | 0.005 |
| BC20-12 | 33.45 | 34.5 | 1.05 | 676 | 587 | 109 | -0.005 | 0.004 | 0.005 |
| BC20-12 | 34.5 | 35.5 | 1 | 1110 | 753 | 138 | 0.013 | 0.013 | 0.004 |
| BC20-12 | 35.5 | 36.15 | 0.65 | 1810 | 6250 | 209 | 0.023 | 0.04 | 0.029 |
| BC20-12 | 36.15 | 36.8 | 0.65 | 668 | 7390 | 125 | 0.104 | 0.107 | 0.028 |
| BC20-12 | 36.8 | 38 | 1.2 | 1840 | 3880 | 189 | 0.376 | 0.154 | 0.175 |
| BC20-12 | 38 | 39 | 1 | 3680 | 6040 | 343 | 0.314 | 0.154 | 0.086 |
| BC20-12 | 39 | 40 | 1 | 6950 | 7080 | 621 | 0.275 | 0.207 | 0.058 |
| BC20-12 | 40 | 40.75 | 0.75 | 4450 | 14650 | 392 | 0.328 | 0.184 | 0.037 |
| BC20-12 | 40.75 | 41.75 | 1 | 8300 | 6760 | 734 | 0.156 | 0.184 | 0.027 |
| BC20-12 | 41.75 | 42.75 | 1 | 7120 | 5170 | 640 | 0.105 | 0.184 | 0.054 |
| BC20-12 | 42.75 | 43.8 | 1.05 | 8120 | 8240 | 725 | 0.266 | 0.196 | 0.062 |
| BC20-12 | 43.8 | 45.05 | 1.25 | 2640 | 2320 | 224 | 0.19 | 0.101 | 0.048 |
| BC20-12 | 45.05 | 45.8 | 0.75 | 1220 | 3190 | 134 | 0.018 | 0.105 | 0.025 |
| BC20-12 | 45.8 | 46.45 | 0.65 | 450 | 682 | 54 | -0.005 | 0.007 | 0.005 |
| BC20-12 | 46.45 | 47.45 | 1 | 523 | 1475 | 38 | -0.005 | 0.012 | 0.008 |
| BC20-12 | 47.45 | 48.4 | 0.95 | 1070 | 1840 | 60 | -0.005 | 0.014 | 0.021 |
| BC20-12 | 48.4 | 49.5 | 1.1 | 1420 | 561 | 90 | 0.008 | 0.025 | 0.003 |
| BC20-12 | 49.5 | 50.25 | 0.75 | 480 | 2070 | 39 | 0.01 | 0.01 | 0.228 |
| BC20-12 | 50.25 | 51.4 | 1.15 | 68 | 62 | 19 | -0.005 | 0.001 | 0.004 |
| BC20-12 | 51.4 | 52.15 | 0.75 | 463 | 89 | 63 | na | na | na |
| BC20-12 | 52.15 | 53 | 0.85 | 681 | 90 | 70 | na | na | na |
| BC20-12 | 53 | 54 | 1 | 118 | 77 | 21 | na | na | na |
| BC20-12 | 55.05 | 55.4 | 0.35 | 219 | 54 | 58 | na | na | na |
| BC20-12 | 59.5 | 60.2 | 0.7 | 166 | 469 | 56 | na | na | na |
| BC20-12 | 67 | 68 | 1 | 247 | 35 | 37 | na | na | na |
| BC20-12 | 68 | 69.1 | 1.1 | 211 | 21 | 33 | na | na | na |
| BC20-12 | 71 | 71.35 | 0.35 | 316 | 78 | 49 | na | na | na |
| BC20-12 | 74.5 | 75.4 | 0.9 | 382 | 83 | 57 | na | na | na |
| BC20-12 | 75.4 | 76.1 | 0.7 | 357 | 141 | 58 | na | na | na |
| BC20-12 | 76.5 | 76.85 | 0.35 | 490 | 62 | 63 | na | na | na |
| BC20-12 | 78.1 | 78.5 | 0.4 | 351 | 76 | 47 | na | na | na |
| BC20-12 | 97.7 | 98 | 0.3 | 641 | 62 | 65 | na | na | na |

Appendix One

JORC Code, 2012 Edition | 'Table 1' Report

Section 1 Sampling Techniques and Data

(Criteria in this section apply to all succeeding sections).

| Criteria | JORC Code explanation | Commentary |
|--|--|---|
| Sampling techniques | <ul style="list-style-type: none"> Nature and quality of sampling (e.g. cut channels, random chips, or specific specialised industry standard measurement tools appropriate to the minerals under investigation, such as down hole gamma sondes, or handheld XRF instruments, etc). These examples should not be taken as limiting the broad meaning of sampling. Measures taken to ensure sample representivity and the appropriate calibration of any measurement tools or systems used. Aspects of the determination of mineralisation that are Material to the Public Report. In cases where 'industry standard' work has been done this would be relatively simple (e.g. 'reverse circulation drilling was used to obtain 1 m samples from which 3 kg was pulverised to produce a 30 g charge for fire assay'). In other cases, more explanation may be required, such as where there is coarse gold that has inherent sampling problems. Unusual commodities or mineralisation types (e.g. submarine nodules) may warrant disclosure of detailed information. | <ul style="list-style-type: none"> Assays are reported for eight diamond core drill holes for a total of 874 m of drilling. The drill core was cut by diamond core saw and continuous quarter (NQ) core sample taken for assay according to lithological criteria in intervals ranging from 0.05 m to 2 m with a mean of 0.9 m. Sample weights for assay ranged from approx. 0.2 to 2.6 kg with a mean of c. 1 kg. Drilling and sampling were both supervised by a suitably qualified geologist. For the Company's best understanding of previous owner's drilling please refer to previous Blackstone Minerals' announcements to the ASX and additionally available from http://blackstoneminerals.com.au. |
| Drilling techniques | <ul style="list-style-type: none"> Drill type (e.g. core, reverse circulation, open-hole hammer, rotary air blast, auger, Bangka, sonic, etc) and details (e.g. core diameter, triple or standard tube, depth of diamond tails, face-sampling bit or other type, whether core is oriented and if so, by what method, etc). | <ul style="list-style-type: none"> The drilling was of NQ (48mm) diameter and was conducted by Ban Phuc Nickel Mines using GX-1TD diamond coring rig. Selected core runs were orientated with a spear tool. |
| Drill sample recovery | <ul style="list-style-type: none"> Method of recording and assessing core and chip sample recoveries and results assessed. Measures taken to maximise sample recovery and ensure representative nature of the samples. Whether a relationship exists between sample recovery and grade and whether sample bias may have occurred due to preferential loss/gain of fine/coarse material. | <ul style="list-style-type: none"> Recoveries were calculated by Ban Phuc Nickel Mines personnel by measuring recovered core length vs downhole interval length. Drill core recovery through the reported mineralised zones was 100 %. There is no discernible correlation between grades and core recovery. |
| Logging | <ul style="list-style-type: none"> Whether core and chip samples have been geologically and geotechnically logged to a level of detail to support appropriate Mineral Resource estimation, mining studies and metallurgical studies. Whether logging is qualitative or quantitative in nature. Core (or costean, channel, etc.) photography. The total length and percentage of the relevant intersections logged. | <ul style="list-style-type: none"> All of the drill core was qualitatively geologically logged by a suitably qualified Ban Phuc Nickel Mines geologist. Sulfide mineral abundances were visually estimated. The detail of geological logging is considered sufficient for mineral exploration. Eight holes for 874 m were logged and 274 m selected for assay on the basis of the visual presence of sulfides. |
| Sub-sampling techniques and sample preparation | <ul style="list-style-type: none"> If core, whether cut or sawn and whether quarter, half or all core taken. If non-core, whether riffled, tube sampled, rotary split, etc. and whether sampled wet or dry. For all sample types, the nature, quality and appropriateness of the sample preparation technique. Quality control procedures adopted for all sub-sampling stages to maximise representivity of samples. | <ul style="list-style-type: none"> The NQ drill core was cut in quarter lengthwise by diamond core saw and continuous half or quarter core sample bagged for assay in intervals according to lithological criteria determined by a Ban Phuc Nickel Mines geologist. Sampling intervals ranged from 0.05 m to 2 m with a mean of 0.9 m. Continuous remnant core has been retained in the trays for future reference or sampling as necessary. Duplicate quarter core samples were collected. |

| Criteria | JORC Code explanation | Commentary |
|--|--|--|
| | <ul style="list-style-type: none"> Measures taken to ensure that the sampling is representative of the in-situ material collected, including for instance results for field duplicate/second-half sampling. Whether sample sizes are appropriate to the grain size of the material being sampled. | <ul style="list-style-type: none"> Sample weights for assay ranged from approx. 0.2 to 2.6 kg each with a mean of 1 kg. The bagged core samples were submitted to SGS Hai Phong, Vietnam ('SGS') where the quarter core samples were dried and crushed to -5 mm, then a 250 g was split from each and pulverised to 85 % passing 75 microns to produce the analytical pulps which were then dispatched to ALS Geochemistry, Perth WA ('ALS') for assay. |
| Quality of assay data and laboratory tests | <ul style="list-style-type: none"> The nature, quality and appropriateness of the assaying and laboratory procedures used and whether the technique is considered partial or total. For geophysical tools, spectrometers, handheld XRF instruments, etc, the parameters used in determining the analysis including instrument make and model, reading times, calibrations factors applied and their derivation, etc. Nature of quality control procedures adopted (e.g. standards, blanks, duplicates, external laboratory checks) and whether acceptable levels of accuracy (i.e. lack of bias) and precision have been established. | <ul style="list-style-type: none"> Ni, Cu and Co were determined at ALS Perth by industry standard nitric + perchloric + hydrofluoric + hydrochloric acid digest with ICP-AES finish. Pt, Pd and Au were determined at ALS by industry standard 50 g fire assay and ICP-AES finish. Approx. one commercially certified assay standard per 25 core samples was inserted by Blackstone Minerals in each sample submission. All standards reported within 10 % of the Ni, Cu, Co, Pt, Pd and Au reference values for the grade ranges of interest. Approximately one crushed rock blank per 25 samples was included in the submission and reported below 20 ppm for Ni, Cu and Co, and less than 0.005 g/t for Au, Pt and Pd. Quarter core duplicates were included at a rate of approx. 1 per 25 samples and sampling error is considered acceptable. |
| Verification of sampling and assaying | <ul style="list-style-type: none"> The verification of significant intersections by either independent or alternative company personnel. The use of twinned holes. Documentation of primary data, data entry procedures, data verification, data storage (physical and electronic) protocols. Discuss any adjustment to assay data. | <ul style="list-style-type: none"> The assay results are compatible with the observed mineralogy, historic mining and exploration results (please refer to previous Blackstone Minerals' announcements to the ASX and additionally available from http://blackstoneminerals.com.au). Twinned holes were not used. Primary data is stored and documented in industry standard ways. Assay data is as reported by ALS and has not been adjusted in any way. Remnant assay pulps are currently held in storage by the assay laboratory. |
| Location of data points | <ul style="list-style-type: none"> Accuracy and quality of surveys used to locate drill holes (collar and down-hole surveys), trenches, mine workings and other locations used in Mineral Resource estimation. Specification of the grid system used. Quality and adequacy of topographic control. | <ul style="list-style-type: none"> Drill hole collar location was determined by Leica 1203+ total station survey to centimetre accuracy. Co-ordinates were recorded in Ban Phuc Mine Grid and UTM Zone 48N WGS84 grid and coordinate system. Topographic control is provided by a precision Ban Phuc Nickel Mines Digital Terrain Model. |
| Data spacing and distribution | <ul style="list-style-type: none"> Data spacing for reporting of Exploration Results. Whether the data-spacing and distribution is sufficient to establish the degree of geological and grade continuity appropriate for the Mineral Resource and Ore Reserve estimation procedure(s) and classifications applied. Whether sample compositing has been applied. | <ul style="list-style-type: none"> The holes were drilled to test Fixed Loop EM models recently identified at the Ban Chang prospect approx 2.5 km southeast of the Ban Phuc Ni-Cu sulfide deposit and plant. Drilling was conducted on the Ban Phuc Mine Grid. Current drill spacing at the Ban Chang prospect is of reconnaissance nature and in no way sufficient to define Mineral Resources. All visibly altered or mineralised zones in the drill core were sampled and assayed (see above). Non-composited data is reported. |

| Criteria | JORC Code explanation | Commentary |
|---|--|---|
| | | <ul style="list-style-type: none"> It is anticipated that with further drilling the reported drill results will be sufficient to establish mineral resources. |
| Orientation of data in relation to geological structure | <ul style="list-style-type: none"> Whether the orientation of sampling achieves unbiased sampling of possible structures and the extent to which this is known, considering the deposit type. If the relationship between the drilling orientation and the orientation of key mineralised structures is considered to have introduced a sampling bias, this should be assessed and reported if material. | <ul style="list-style-type: none"> The holes were suitably orientated to test EM plate models. Structural orientations determined from drill core suggest the reported sulfide intervals are close to true thickness. Relevant cross sections are included in the announcement. |
| Sample security | <ul style="list-style-type: none"> The measures taken to ensure sample security. | <ul style="list-style-type: none"> The chain of custody for the drill core samples from collection to dispatch to assay laboratory was managed by Ban Phuc Nickel Mines personnel. Sample numbers were unique and did not include any locational information useful to non-Ban Phuc Nickel Mines and non-Blackstone Minerals personnel. The level of security is considered appropriate. |
| Audits or reviews | <ul style="list-style-type: none"> The results of any audits or reviews of sampling techniques and data. | <ul style="list-style-type: none"> The assay results agree well with the observed mineralogy, historic mining and exploration results (refer to previous Blackstone Minerals announcements to the ASX and additionally available from http://blackstoneminerals.com.au). Further drilling is planned to define the shape and extent of the mineralised zone. |

Section 2 Reporting of Exploration Results

(Criteria listed in the preceding section also apply to this section)

| Criteria | Explanation | Commentary |
|---|--|---|
| Mineral tenement and land tenure status | <ul style="list-style-type: none"> Type, reference name/number, location and ownership including agreements or material issues with third parties such as joint ventures, partnerships, overriding royalties, native title interests, historical sites, wilderness or national park and environmental settings. The security of the tenure held at the time of reporting along with any known impediments to obtaining a licence to operate in the area. | <ul style="list-style-type: none"> The drilling was located within the Ta Khoa Concession and is covered by the Foreign Investment Licence, 522 G/P, which Ban Phuc Nickel Mines Joint Venture Enterprise (BPNMJVE) was granted on January 29th, 1993. An Exploration Licence issued by the Ministry of Natural Resources and Environment covering 34.8 km² within the Ta Khoa Concession is currently in force. Blackstone Minerals Limited owns 90% of Ban Phuc Nickel Mines. |
| Exploration done by other parties | <ul style="list-style-type: none"> Acknowledgment and appraisal of exploration by other parties. | <ul style="list-style-type: none"> The first significant work on the Ban Phuc nickel deposit and various adjacent prospects including Ban Chang was by the Vietnamese Geological Survey in the 1959-1963 period. The next significant phase of exploration and mining activity was by Asian Mineral Resources from 1996 to 2018, including mining of the Ban Phuc massive sulfide vein mining during the 2013 to 2016 period. The project, plant and infrastructure has been on care and maintenance since 2016. |
| Geology | <ul style="list-style-type: none"> Deposit type, geological setting and style of mineralisation. | <ul style="list-style-type: none"> The late Permian Ta Khoa nickel-copper-sulfide deposits and prospects are excellent examples of the globally well-known and economically exploited magmatic nickel – copper sulfide deposits. The identified nickel |

| Criteria | Explanation | Commentary |
|--|--|--|
| | | and copper sulfide mineralisation within the project include disseminated, net texture and massive sulfide types. The disseminated and net textured mineralisation occurs within dunite accumulate intrusions, while the massive sulfide veins typically occur in the adjacent metasedimentary wallrocks and usually associated with narrow ultramafic dykes. For more detail of the deposit and regional geology see Mapleson and Grguric N43-101 Technical Report on the Ta Khoa (Ni Cu Co PGE) Prospects Son La Province, Vietnam available from System for Electronic Document Analysis and Retrieval (www.sedar.com) for Asian Minerals Resources Limited. A recent summary of the geology of the Ban Phuc intrusion can be found in Wang et al 2018, A synthesis of magmatic Ni-Cu-(PGE) sulfide deposits in the ~260 Ma Emeishan large igneous province, SW China and northern Vietnam, Journal of Asian Earth Sciences 154. |
| Drill hole Information | <ul style="list-style-type: none"> A summary of all information material to the understanding of the exploration results including a tabulation of the following information for all Material drill holes: <ul style="list-style-type: none"> easting and northing of the drill hole collar; elevation or RL (Reduced Level – elevation above sea level in metres) of the drill hole collar; dip and azimuth of the hole down hole length and interception depth; hole length. If the exclusion of this information is justified on the basis that the information is not Material and this exclusion does not detract from the understanding of the report, the Competent Person should clearly explain why this is the case. | <ul style="list-style-type: none"> Drill hole coordinates, depth, orientation, hole length and assay results are given in Tables 1 and 2. For the Company's best understanding of previous owners drilling please refer to previous Blackstone Minerals announcements to the ASX and additionally available from http://blackstoneminerals.com.au |
| Data aggregation methods | <ul style="list-style-type: none"> In reporting Exploration Results, weighting averaging techniques, maximum and/or minimum grade truncations (e.g. cutting of high grades) and cut-off grades are usually Material and should be stated. Where aggregate intercepts incorporate short lengths of high-grade results and longer lengths of low-grade results, the procedure used for such aggregation should be stated and some typical examples of such aggregations should be shown in detail. The assumptions used for any reporting of metal equivalent values should be clearly stated. | <ul style="list-style-type: none"> Assay results given in Table 2 represent the drill core intervals as sampled and assayed. Upper cuts have not been applied. Metal equivalent values are not used. |
| Relationship between mineralisation widths and intercept lengths | <ul style="list-style-type: none"> These relationships are particularly important in the reporting of Exploration Results. If the geometry of the mineralisation with respect to the drill hole angle is known, its nature should be reported. If it is not known and only the down hole lengths are reported, there should be a clear statement to this effect (e.g. 'down hole length, true width not known'). | <ul style="list-style-type: none"> All intervals reported in Table 1 are down hole. Structural orientations determined from orientated drill core suggest that the reported intersections and intervals are >70% of the true thicknesses. Appropriate drill sections are included in the body of this release. |
| Diagrams | <ul style="list-style-type: none"> Appropriate maps and sections (with scales) and tabulations of intercepts should be included for any significant discovery being reported These should include, but not be limited to a plan view of drill | <ul style="list-style-type: none"> Appropriate exploration plan and sections are included in the body of this release. |



| Criteria | Explanation | Commentary |
|------------------------------------|---|--|
| | hole collar locations and appropriate sectional views. | |
| Balanced reporting | <ul style="list-style-type: none"> Where comprehensive reporting of all Exploration Results is not practicable, representative reporting of both low and high grades and/or widths should be practiced, to avoid misleading reporting of Exploration Results. | <ul style="list-style-type: none"> All drill results given in Table 2 represent the intervals as sampled and assayed. |
| Other substantive exploration data | <ul style="list-style-type: none"> Other exploration data, if meaningful and material, should be reported including (but not limited to): geological observations; geophysical survey results; geochemical survey results; bulk samples – size and method of treatment; metallurgical test results; bulk density, groundwater, geotechnical and rock characteristics; potential deleterious or contaminating substances. | <ul style="list-style-type: none"> Appropriate exploration plan and sections are included in the body of this release. For the Company's understanding of previous owners exploration and drilling at the Ban Chang prospect please refer to Blackstone Minerals' announcements of 8 May 2019 and 29 May 2020 to the ASX and additionally available from http://blackstoneminerals.com.au |
| Further work | <ul style="list-style-type: none"> The nature and scale of planned further work (e.g. tests for lateral extensions or depth extensions or large-scale step-out drilling). Diagrams clearly highlighting the areas of possible extensions, including the main geological interpretations and future drilling areas, provided this information is not commercially sensitive. | <ul style="list-style-type: none"> Blackstone Minerals proposes to conduct further drilling and associated activities to better define and extend the identified mineralised zones. An appropriate exploration plan is included in the body of this release. |