

**14 MAY 2025**

# SB2 Investment Report & NTA Update

NTA PRE TAX	NTA POST TAX	TOTAL DIVIDENDS
<b>\$1.041</b>	<b>\$1.066</b>	<b>\$0.020</b>

NET TANGIBLE ASSET VALUE PER SHARE AS AT 30TH APRIL 2025

## SB2\* Portfolio Performance to 30th April 2025†

1 Month	3 Months	1 Year	3 Year (p.a.)	Since Inception (p.a.)^	Since Inception^
-2.82%	-3.49%	16.29%	2.39%	3.44%	14.18%

\* Salter Brothers Emerging Companies Limited ACN 646 715 111 (ASX:SB2)

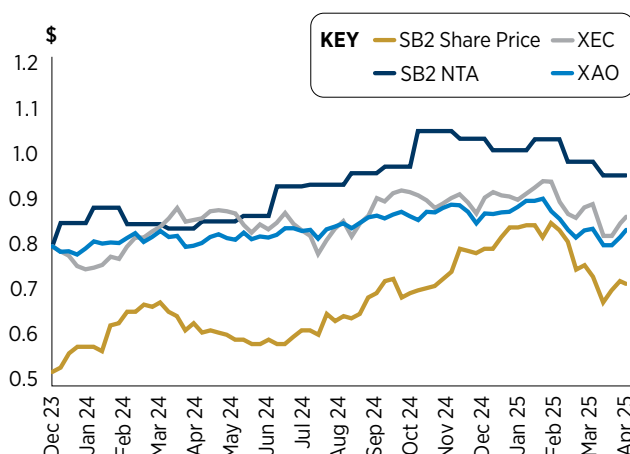
† Portfolio performance is calculated net of Management fees but before taxes, other fees, and expenses. Performance has not been grossed up for franking credits received by shareholders.

^ Inception date is 27 May 2021.

## Fund Summary

ASX Code	SB2
Net Tangible Assets	\$90.86m
SB2 Market Capitalisation	\$61.4m
Share Price	\$0.720
Discount to NTA	-32.46%
Companies Held	30
Weighted average market cap of portfolio	\$165m
Annualised Interim Dividend Per Share	4c
Annualised Interim Dividend Yield %	5.4%

## Performance



Pre-Tax NTA, Emerging companies index (ASX:XEC) and All ordinaries (ASX:XAO) have all been rebased to 0.80. Source Iress.

## Portfolio Commentary

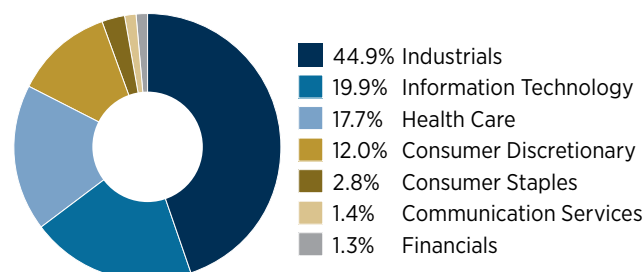
In April, the portfolio posted a negative return of -2.82% below the Australian Emerging Companies Index (ASX:XEC), which fell by -0.65%.

April experienced significantly increased volatility across global markets following Trump's 'Liberation Day' tariffs announced on 2nd of April, triggering the S&P 500 to fall 10.5% over two days to the 4th of April – the fourth worst decline in 75 years.

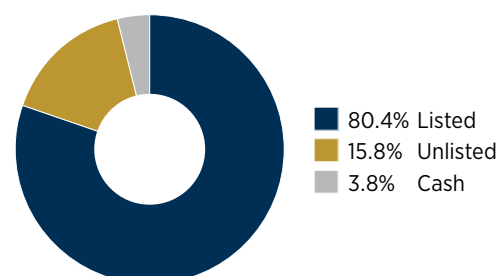
The Investment team reviewed the portfolio ahead of time for the likelihood of changing macro-economic trends, mostly surrounding flow on effects from US tariffs. Despite positioning the portfolio accordingly, it was difficult to be protected from the widespread sell-off and volatility.

A detailed research paper covering the likely impact of tariffs on the portfolio was released to the ASX by the Investment Team and investors are encouraged to refer to this document on the Salter Brothers website for further insight.

## Listed Portfolio Sector Weights



## Portfolio Composition



The portfolio's investment strategy was compliant with the emerging companies' investment requirements of the Australian Significant Investor Visa regime for the period ending 30 April 2025.

## Feature Stocks



### BETR Entertainment Ltd (ASX:BBT)

BETR Entertainment Ltd (ASX:BBT – previously known as Bluebet Holdings Ltd) was a highly topical small cap stock through April following their Non-Binding Indicative Offer to acquire 100% of their larger competitor Pointsbet (ASX:PBH). BETR acquired a 19.9% stake in PBH with a stated intention to vote Against the Mixi transaction which requires 75% shareholder approval. BETR completed a \$130m fully underwritten equity raise at a 13.7% premium to the 10-day VWAP, announced a \$120m Debt facility with NAB and an indicative offer for the Canadian business of \$45m. SB2 participated in the raise and are bullish with the \$40m in identified synergies. The potential transaction is expected to be -100% EPS accretive and will see the combined group reach an attractive scale at -10% market share establishing BETR as a prominent tier 1 Australian operator. Despite being a detractor from performance in the month of April, the share price has appreciated in May once the market digested the newsflow.

**PYC Therapeutics Ltd (ASX:PYC)**, a highly prospective biotech company provided clinical data in April from their phase I/II trial in on their leading VP-001 drug asset. The readout demonstrated clear meaningful efficacy and provided a big-derisking point for the asset. PYC shared some early patient commentary with patient 1 saying “I could actually see the white lid of the [coffee] cup. When I only had my left eye open (my non-treated eye), the cup disappeared. When I only had my right eye open (my treated eye), the cup appeared. It is a moment I’ll always remember.” Another patient stated “She now sees airplanes in the sky (never had before)”. A third patient had to reduce their eyeglass prescription. The manager is encouraged with the data and acknowledges the continual progress of de-risking the asset.

### Acrow Formwork and Construction Services Ltd (ASX:ACF)

provided a mixed trading update during April. The company announced the acquisition of two highly complementary industrial services businesses. The businesses were acquired for an attractive upfront EV/EBITDA multiple of 4.0x. Acrow also provided a trading update with a -4% downgrade to EBITDA at the midpoint (-\$3.5m), due to delayed work in the second half, impacting EBITDA by \$9m. They also noted contracted work is up 35% on PCP. The combined effect of the acquisitions and the trading update resulted in a consensus uplift for FY26 EBITDA forecasts. Following further analysis, the investment team concludes that the delay in earnings is likely to be short term and maintains conviction in the FY26 outlook for ACF with tail winds likely to be experienced by Brisbane Olympic related construction.

## Top 5 Holdings

1. Alfabs Australia Ltd (ASX:**AAL**)
2. BETR Entertainment Ltd (ASX:**BBT**)
3. Ai-Media Technologies Ltd (ASX:**AIM**)
4. Alcidion Group Ltd (ASX:**ALC**)
5. Acrow Formwork and Construction Services Ltd (ASX:**ACF**)

## Metrics of the Listed Portfolio\*\*

	FY24A	FY25F	FY26F
<b>Key Ratios</b>			
EV / EBITDA (x)	7.7x	6.4x	6.0x
EV / EBIT (x)	12.9x	9.1x	9.2x
P / E (x)	10.0x	9.8x	7.4x
<b>Portfolio Financials</b>			
Revenue Growth (%)	17%	18%	19%
EBITDA Margin (%)	10%	13%	17%
EBIT Margin (%)	-4%	4%	10%
NPAT Margin (%)	-8%	-1%	6%

\*\*All metrics reflect weighted averages of the combined portfolio based on SB2 forecasts, as at 30/04/2025, adjusted for abnormalities and key ratios earnings metrics exclude loss making entities.

## Key Listed Contributors & Detractors

### Key Contributors for April 2025

#	Company Name	Price Chg. (%) (Absolute)	Weighted Avg. Price Chg (%)
1	Alfabs Australia Ltd (ASX: <b>AAL</b> )	+3.7%	+0.38%
2	Alcidion Group Ltd (ASX: <b>ALC</b> )	+4.9%	+0.625%
3	EVZ Ltd (ASX: <b>EVZ</b> )	+6.9%	+0.24%

### Key Detractors for April 2025

#	Company Name	Price Chg. (%) (Absolute)	Weighted Avg. Price Chg (%)
1	BETR Entertainment Ltd (ASX: <b>BBT</b> )	-11.1%	-1.02%
2	Prophecy International Holdings Ltd (ASX: <b>PRO</b> )	-18.3%	-0.37%
3	Acrow Formwork and Construction Ltd (ASX: <b>ACF</b> )	-6.3%	-0.33%

## About Salter Brothers Emerging Companies Limited

**ASX:SB2** is an actively managed Australian small caps investment fund that seeks to provide investors with attractive risk adjusted returns over the long term. Investing in listed and unlisted emerging companies (sub \$500m market cap) across a range of sectors.

## About Salter Brothers

Salter Brothers is an Australian-owned global alternatives investment manager, with offices and operations in Australia, Singapore, Japan and the United States of America. It is focused on property, equities and private credit, with group assets under management of over A\$4 billion.

To find out more about Salter Brothers visit [salterbrothers.com.au](http://salterbrothers.com.au)

## Investment Team



**Gregg Taylor**  
Investment Director



**Emily Mohan**  
Investment Director



**Tineyi Matanda**  
Investment Director



**Francis Crossle**  
Analyst



**Dane Grant**  
Analyst

## Important - General information and Disclaimer

This information contained in this document has been prepared by Salter Brothers Funds Management Pty Ltd ACN 608 295 683 (**Manager**), a corporate authorised representative of Salter Brothers Asset Management Pty Ltd ACN 119 833 760 (AFSL 308 971) (**SBAM**) and Salter Brothers Emerging Companies Limited ACN 646 715 111 (**SB2**) (the Manager and SB2 are collectively known as the **Disclosers**).

The information contained in this document is general in nature and not intended to constitute financial product, investment, accounting, financial, legal or tax advice. It has been prepared without taking into account any person's objectives, financial situation or needs. Each recipient of this information should determine its interest in any opportunity presented, including any investment in SB2, on the basis of all independent investigations that it considers necessary or desirable, and should obtain its own legal, financial, taxation and other professional advice regarding this information before making a decision based on this information.

This document should be read in conjunction with SB2's other periodic and continuous disclosure announcements lodged with the ASX, which are available at [www.asx.com.au](http://www.asx.com.au).

This document is not a prospectus, disclosure statement or other form of disclosure document under the *Corporations Act 2001* (Cth) or any similar or analogous document in any other jurisdiction. It is for information purposes only and should not be considered as an offer or invitation to apply for or purchase any shares or other securities, or as an inducement to make an offer or invitation with respect to shares or securities, in any jurisdiction.

All investments, including any investments in SB2, are subject to risks. No guarantee or assurance is given by the Disclosers or any of their respective related bodies corporate or their respective officers or representatives in relation to the performance of SB2 or that any specific rate of return will be achieved or that there will be no loss of capital invested.

Unless otherwise stated, statements made in this document are made only as at the date of this document. The information in this document is subject to change without notice. Past performance is provided for illustrative purposes only and should not be relied upon – it is not indicative of or a guarantee of future performance.

To the extent that any forward looking statements are made in this document, those statements reflect the views of the Disclosers as at the date of this document. Such

statements involve known and unknown risks, uncertainties, assumptions and other important factors that could cause the actual results, performance or achievements of SB2 to differ materially from the results, performance or achievements expressed, implied or projected in this document. None of Disclosers or any of their respective officers or any other party associated with the preparation of this document: (a) make any representation or warranty (either express or implied) in relation to any forward looking statement or any events or results (either expressed or implied) in any forward looking statement, and recipients are cautioned not to place undue reliance on these statements; or (b) guarantee that any specific objective or forecast contained in this document will be achieved.

While care has been taken in preparing the information in this document, no representation or warranty, express or implied, is made as to the currency, accuracy, reliability, materiality, completeness or fairness of the information, opinions and conclusions contained in this document. The information in this document has been obtained from, or is based on, sources believed by the Disclosers to be reliable.

This document and its general disclaimer may be translated into languages other than English. Translation may be undertaken by a third party, and no guarantee can be made that such a translation will be complete or correct. In the case of any conflict between the different versions of this document and its disclaimer, the English version will prevail.

To the maximum extent permitted by law, the Disclosers, SBAM, their related bodies' corporate and each of their respective, directors, partners, advisors, officers and affiliates (**Representatives**) expressly disclaims any and all liability (whether direct, indirect, consequential or contingent), including, without limitation, any liability arising out of fault or negligence on the part of any person, for any loss, expenses, damages or costs arising from the use of information contained in this document including representations or warranties or in relation to the accuracy or completeness of the information, statements, opinions or matters, express or implied, contained in, arising out of or derived from, or for omissions from, this document including, without limitation, any financial information, any estimates, projections, forecasts or forward-looking statements and any other derived financial information. Anyone proposing to rely on or use such information should independently verify and check the accuracy, completeness, reliability and suitability of the information and should obtain independent and specific advice from appropriate professionals or experts.

## Stay informed

Please subscribe to our newsletter and follow us on our social channels for market updates, results and webinars presented by our investment experts.

**E** | [info@salterbrothersemergingcompanies.com.au](mailto:info@salterbrothersemergingcompanies.com.au)  
**P** | 03 9258 2100  
**W** | [www.salterbrothersemergingcompanies.com.au](http://www.salterbrothersemergingcompanies.com.au)

Authorised for release by the Board of SB2.



Visit the  
SB2 Website

