

ASX RELEASE
30 JULY 2020

ASX:BSX

KING COBRA DISCOVERY EXTENDED AT DEPTH - 47m @ 1% NICKEL FROM 65m

- Blackstone has extended the King Cobra discovery zone (KCZ) at depth with the following significant down-dip extension results (Refer to Figure 3 and Table 1 & 2):

BP20-27 **74.8m @ 0.83% Ni**, 0.12% Cu, 0.02% Co & 0.19g/t PGE¹ from 61.5m
incl. **16.25m @ 1.31% Ni**, 0.17% Cu, 0.02% Co & 0.30g/t PGE from 63.5m
and **17.8m @ 1.06% Ni**, 0.2% Cu, 0.02% Co & 0.21g/t PGE from 116.5m
and **3.5m @ 2.36% Ni**, 0.22% Cu, 0.06% Co & 0.03g/t PGE from 156.5m
incl. **0.7m @ 7.44% Ni**, 0.59% Cu, 0.19% Co & 0.03g/t PGE from 159.3m

¹ Platinum (Pt) + Palladium (Pd) + Gold (Au)

- Additional new drill intersections from the KCZ and from the deeper Ban Duoi Zone (BDZ) include the following significant results (Refer to Figures 2 & 4 and Tables 1 & 2);

BP20-26 **58.15m @ 0.92% Ni**, 0.15% Cu, 0.02% Co 0.17g/t PGE from 58.2m
incl. **46.8m @ 1.04% Ni**, 0.18% Cu, 0.02% Co & 0.19g/t PGE from 65.8m

BP20-28 **141m @ 0.46% Ni**, 0.06% Cu, 0.01% Co & 0.13g/t PGE from 20m
incl. **18.1m @ 0.81% Ni**, 0.12% Cu, 0.01% Co & 0.23g/t PGE from 65.8m
and **73.3m @ 0.72% Ni**, 0.07% Cu, 0.01% Co & 0.45g/t PGE from 227m (BDZ)
incl. **27.65m @ 1.17% Ni**, 0.16% Cu, 0.01% Co & 0.85g/t PGE from 235m (BDZ)
incl. **16.35m @ 1.33% Ni**, 0.18% Cu, 0.02% Co & 1.01g/t PGE from 246m (BDZ)

- Blackstone's drill holes BP20-26, BP20-27 and BP20-28 are located within the centre of the KCZ where the Company continues to drill at depth (Refer to Figure 1);
- The King Cobra discovery remains open down dip and along strike (Refer to Figure 1);
- Blackstone continues with one diamond drill rig targeting down dip extensions of the KCZ and two diamond drill rigs testing massive sulfide vein (MSV) targets at Ban Chang (Refer to Figure 5);
- Blackstone's Scoping Study on downstream processing to produce nickel sulfate for the lithium-ion battery industry and a Ban Phuc maiden resource are on track for completion during Q3;

Blackstone Minerals' Managing Director Scott Williamson commented:

"Drilling at our KCZ continues to deliver high-grade, shallow, disseminated nickel sulfide mineralisation. The broad intersections are proving up down-dip extensions to what looks like a very economic starter pit scenario at King Cobra."

"We look forward to further shallow, high-grade results from King Cobra while we also continue to aggressively drill the exciting MSV targets such as Ban Chang to supplement the bulk tonnage opportunities from Ban Phuc and KCZ."

Blackstone Minerals Limited (ASX code: **BSX**) is pleased to announce it has extended the KCZ at depth within the Ban Phuc DSS with significant down-dip extension results.

Blackstone's maiden drill holes BP20-26, BP20-27, and BP20-28 intersected the following significant results (Refer to Figures 2, 3 & 4):

BP20-26 **58.15m @ 0.92% Ni**, 0.15% Cu, 0.02% Co 0.17g/t PGE from 58.2m
incl. **46.8m @ 1.04% Ni**, 0.18% Cu, 0.20% Co & 0.19g/t PGE from 65.8m
BP20-27 **74.8m @ 0.83% Ni**, 0.12% Cu, 0.02% Co & 0.19g/t PGE from 61.5m
incl. **16.25m @ 1.31% Ni**, 0.17% Cu, 0.02% Co 0.30g/t PGE from 63.5m
and **17.8m @ 1.06% Ni**, 0.2% Cu, 0.02% Co 0.21g/t PGE from 116.5m
and **3.5m @ 2.36% Ni**, 0.22% Cu, 0.06% Co 0.03g/t PGE from 156.5m
incl. **0.7m @ 7.44% Ni**, 0.59% Cu, 0.19% Co & 0.03g/t PGE from 159.3m
BP20-28 **141m @ 0.46% Ni**, 0.06% Cu, 0.01% Co & 0.13g/t PGE from 20m
incl. **18.1m @ 0.81% Ni**, 0.12% Cu, 0.01% Co & 0.23g/t PGE from 65.8m
and **73.3m @ 0.72% Ni**, 0.07% Cu, 0.01% Co & 0.45g/t PGE from 227m (BDZ)
incl. **27.65m @ 1.17% Ni**, 0.16% Cu, 0.01% Co & 0.85g/t PGE from 235m (BDZ)
incl. **16.35m @ 1.33% Ni**, 0.18% Cu, 0.02% Co & 1.01g/t PGE from 246m (BDZ)

Blackstone's drilling continues to intersect the KCZ over 200m of strike length and the discovery remains open down dip and along strike to the north-west and south-east. Blackstone has completed initial resource drilling at Ban Phuc and placed two rigs on standby, however it continues its aggressive exploration program with one diamond drill rig targeting the down dip extents of the KCZ and two diamond drill rigs testing MSV targets throughout the Ta Khoa Nickel-Cu-PGE project, initially at the Ban Chang prospect.

Since announcing the option agreement in May 2019, Blackstone has made significant progress at the Ta Khoa Nickel-Cu-PGE Project, drilling +12,000m of diamond core in more than 65 holes into the Ban Phuc DSS deposit and KCZ. Blackstone is well advanced with an initial scoping study evaluating mining and processing options, including potential in-country downstream processing to deliver high value nickel sulfate into Asia's rapidly expanding electric vehicle (EV) industry. Blackstone's recently completed Share Subscription Agreement (see ASX announcement dated 21st April 2020) with Korea's largest and the world's second largest, EV battery cathode manufacturer, EcoPro Co Limited, represents a significant step toward making this a reality.

Initial geological modelling of Blackstone's drilling, combined with more than 60,000m in 381 holes drilled by the previous owners of the project, is starting to reveal the potential extents of the Ban Phuc DSS Nickel-PGE deposit (*Refer to Figure 1*). Currently the disseminated mineralisation has been encountered in drill holes over an area 1,000m by 500m and remains open along strike to the north-west and south-east and down dip to the north-east. Blackstone's previous drilling of the Ban Phuc DSS includes the following significant results (*see Tables 1 & 2 and previous ASX announcements 17th September 2019, 16th October 2019, 18th December 2019, 20th January 2020 & 11th March 2020 & 14th May 2020 for full details*):

Drillhole	From (m)	To (m)	Interval (m)	Ni (%)	Pt+Pd+Au (g/t)
BP19-02	106.6	124.4	17.8	1.00	0.74
incl.	106.6	114	7.4	1.36	1.10
BP19-03	56.5	102	45.5	1.20	0.35
BP19-06	101	128.7	27.7	0.88	0.74
incl.	108.5	122	13.5	1.12	0.91
BP19-08	140.6	170	29.4	1.00	0.60
incl.	140.6	146.9	6.3	1.22	1.03
BP19-09	107	118.9	12.0	1.46	1.09
incl.	108.2	117	8.8	1.70	1.28
BP19-10	136.9	170.2	33.3	0.80	0.37
incl.	137.5	152	14.5	1.31	0.65
BP19-07	310.9	375	64.4	0.52	0.20
incl.	310.9	327	15.6	1.08	0.58
BP19-11	109.4	161	51.5	0.50	0.22
incl.	116	124	8.0	1.09	0.66
BP19-22	79	108	29.0	0.60	0.39
incl.	81	94.4	13.4	0.82	0.72
BP19-23	173	224	51.0	0.71	0.43
incl.	187	203	15.7	1.48	1.14
BP19-29	32	91.8	59.8	1.29	0.29
incl.	49.1	63	13.9	2.25	0.54
BP19-32	108	187.8	79.8	0.51	0.33
incl.	108.6	121.9	13.3	1.08	1.13
or	108.6	110.6	2.0	0.85	2.88
BP19-38	0	96.3	96.3	0.64	0.22
incl.	0	39	39	1.13	0.4
BP19-40	3	47.4	44.4	0.87	0.18
incl.	7.3	35	27.7	1.15	0.24

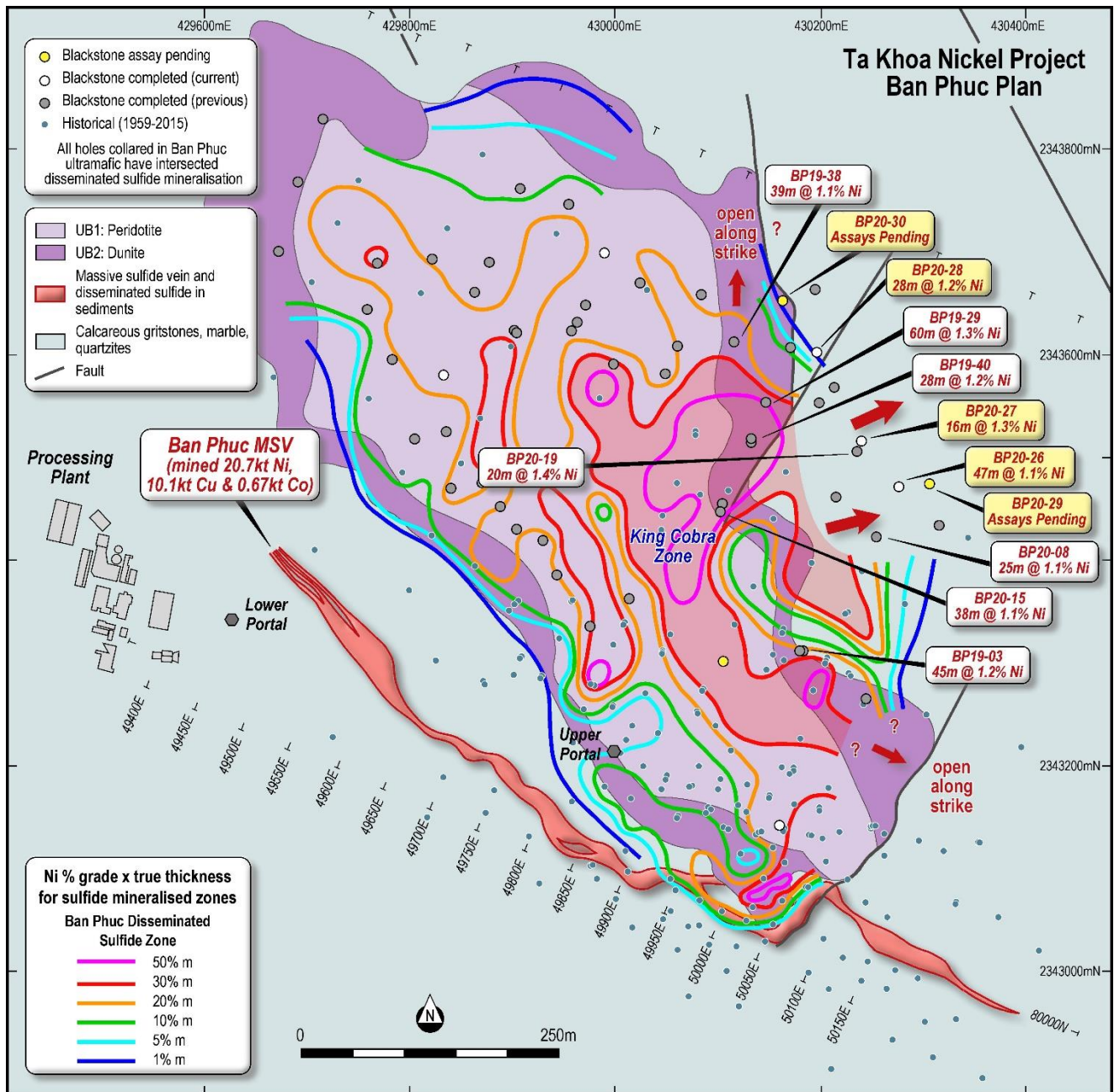


Figure 1: Plan View showing Ban Phuc DSS drill hole collar locations and KCZ. (Refer to tables 1 & 2)

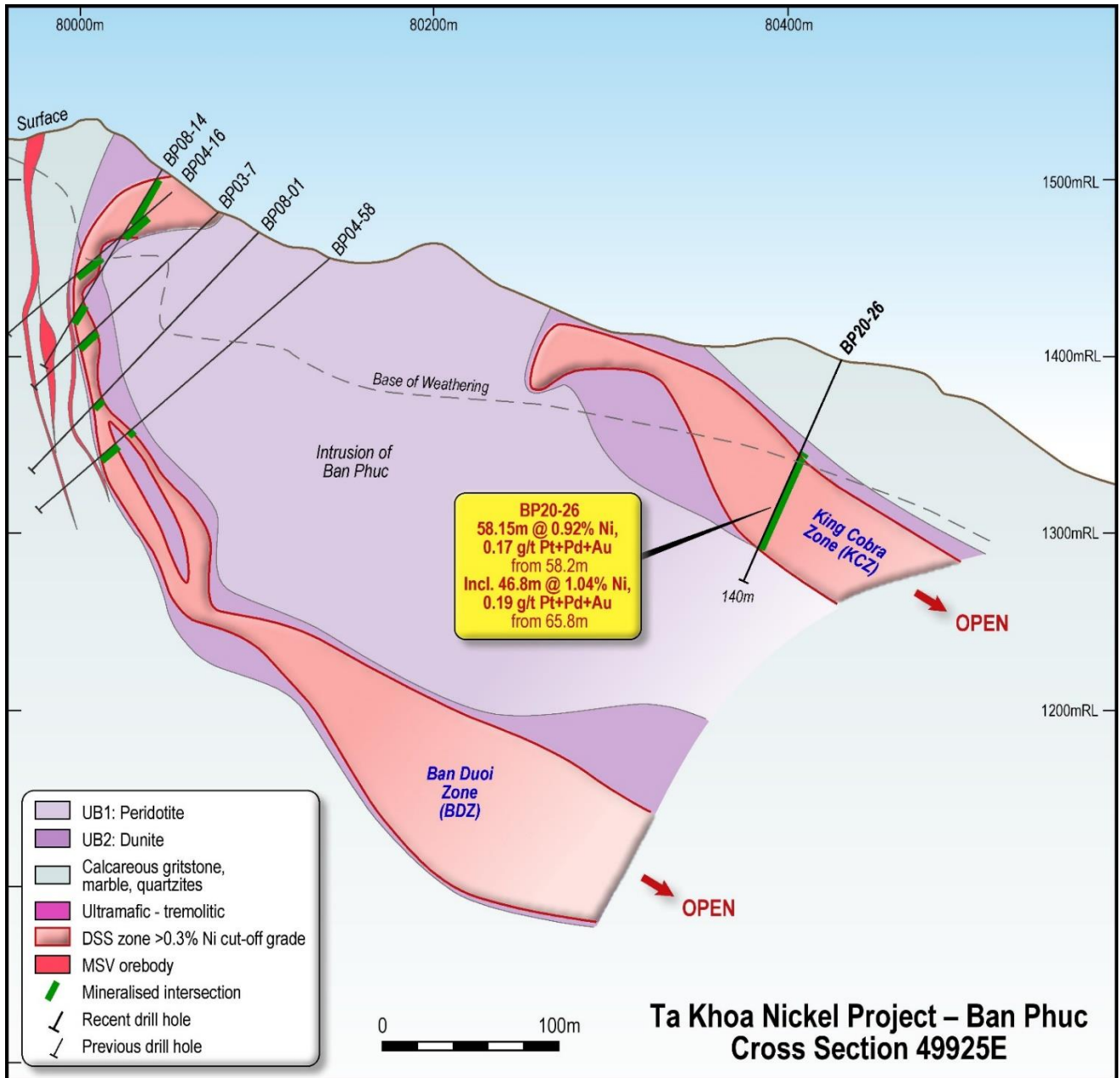


Figure 2: Ban Phuc Cross Section 49925E showing drill hole BP20-26 (Refer to tables 1 & 2)

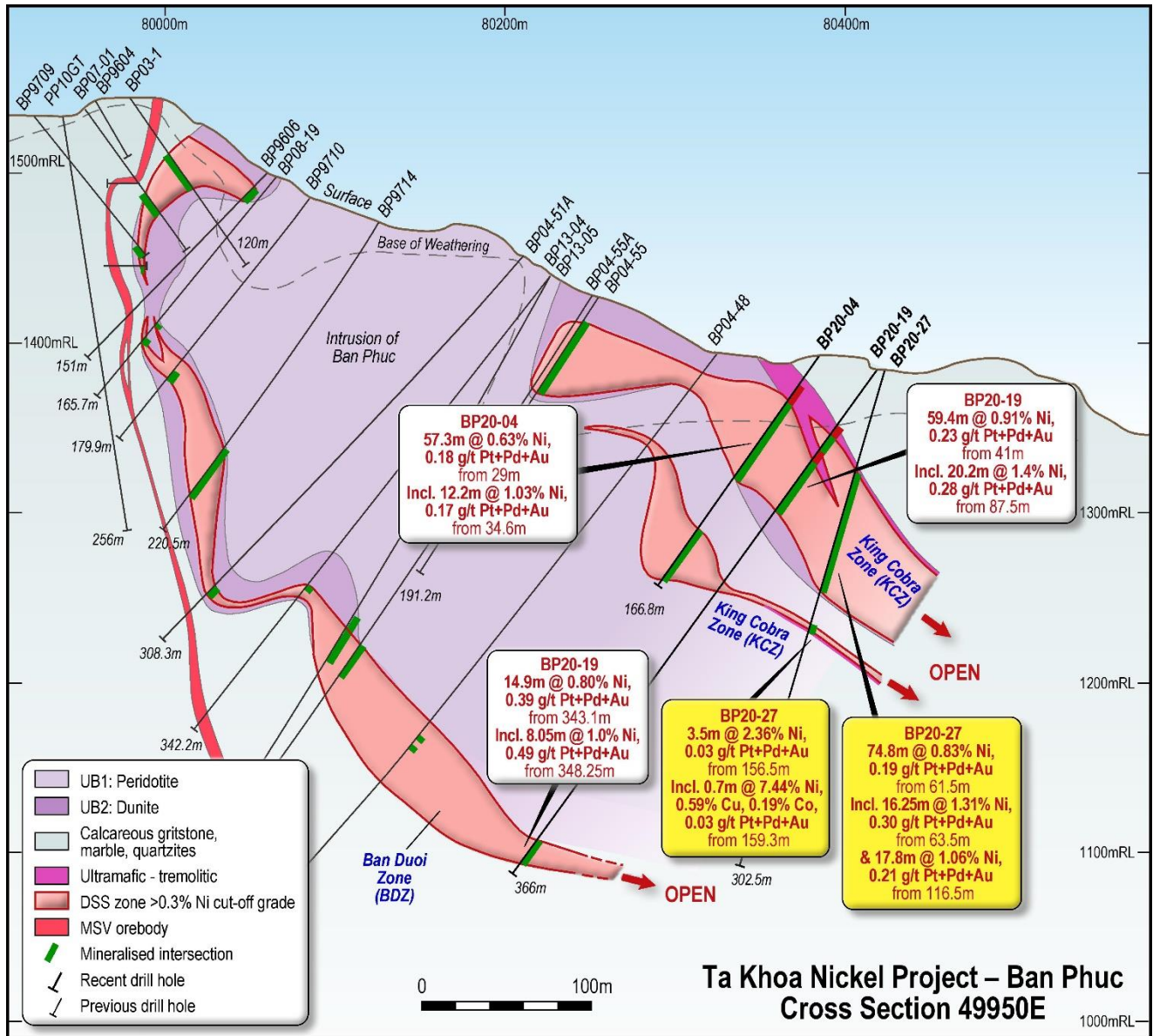


Figure 3: Ban Phuc Cross Section 49950E showing drill hole BP20-27 (Refer to tables 1 & 2)

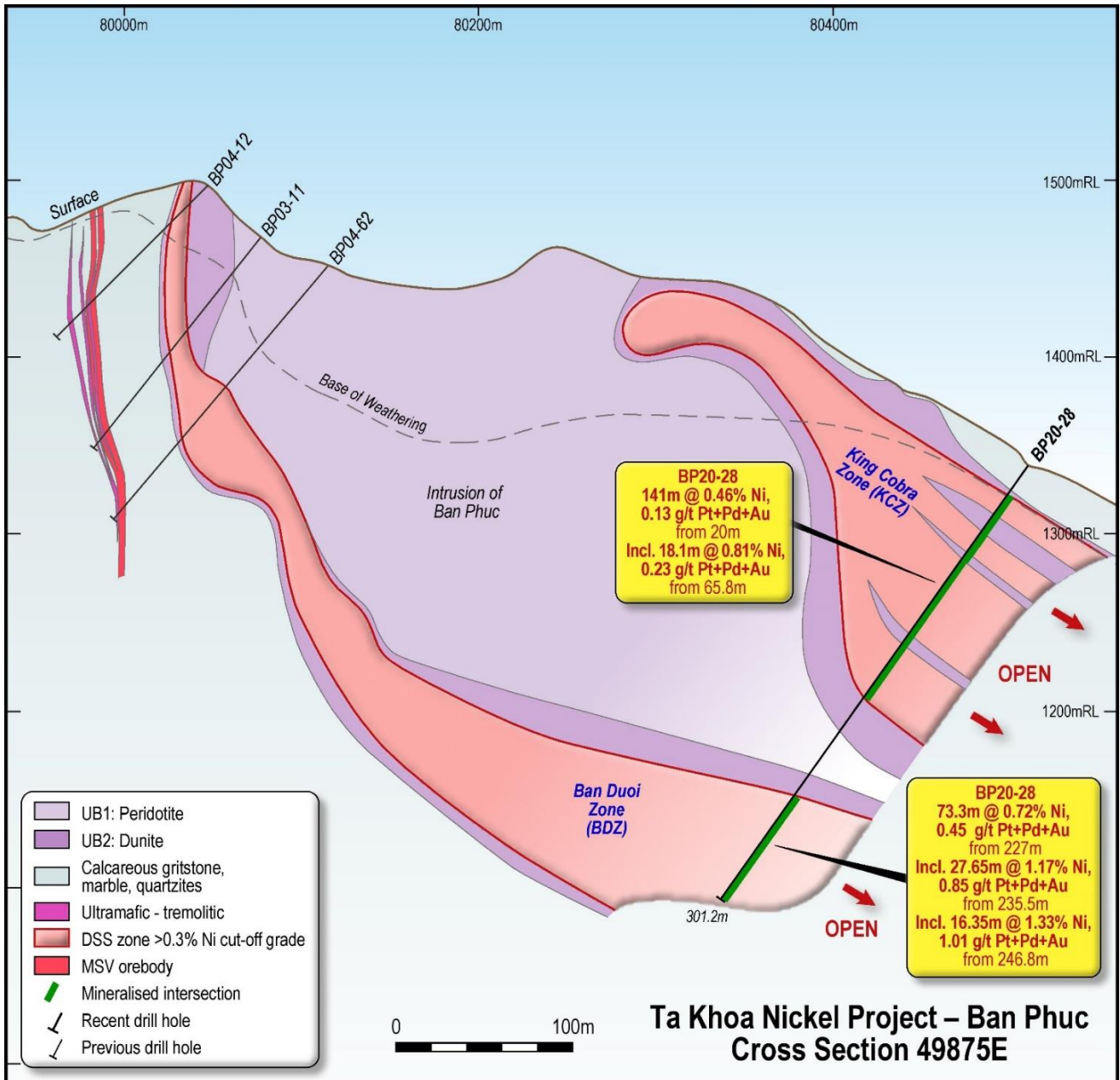


Figure 4: Ban Phuc Cross Section 49875E showing drill hole BP20-28 (Refer to tables 1 & 2)

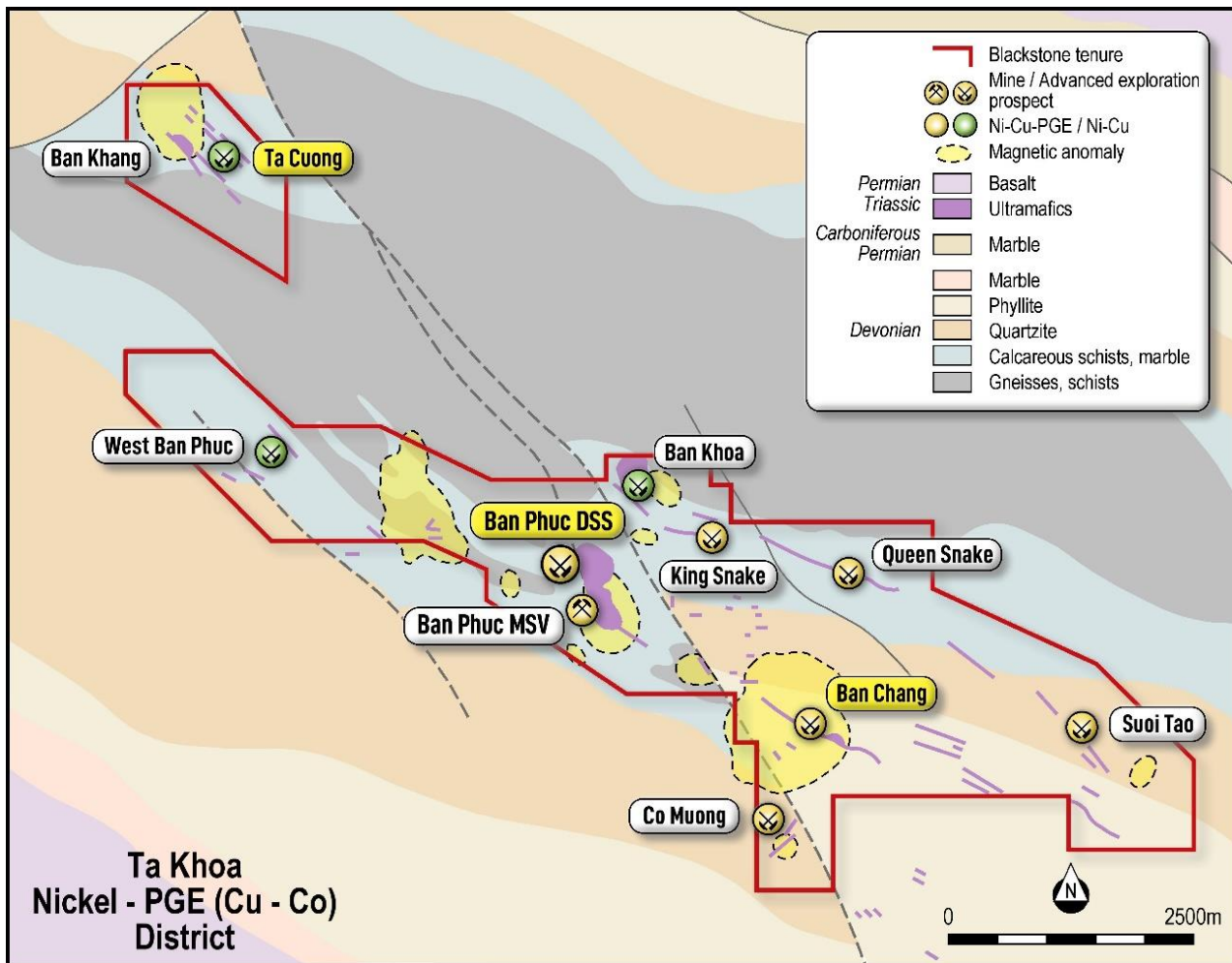
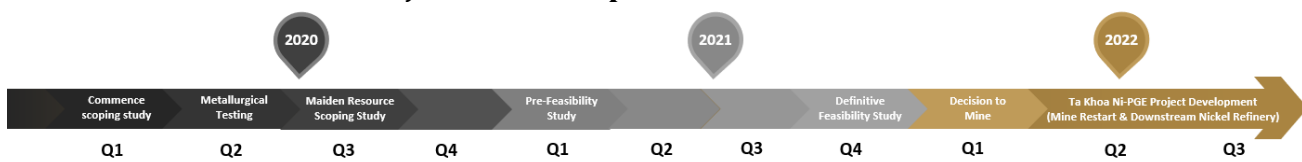


Figure 5: Ta Khoa Nickel-Cu-PGE – Regional Prospects

Ta Khoa Nickel-Cu-PGE Project – Next Steps



Blackstone Minerals aims to deliver a maiden resource in Q3, focused initially on the DSS at Ban Phuc, and continues to investigate the potential to restart the existing Ban Phuc concentrator through focused exploration on both MSV and DSS deposits.

Blackstone has commenced a scoping study on the downstream processing facility at Ta Khoa, also to be announced in Q3, which will provide details for joint venture partners to formalise the next stage of investment. Blackstone has commenced metallurgical testing on the Ban Phuc DSS deposit with an aim to develop a flow sheet for a product suitable for the lithium-ion battery industry. In addition, Blackstone Minerals will investigate the potential to develop downstream processing infrastructure in Vietnam to produce a downstream nickel and cobalt product to supply Asia’s growing lithium-ion battery industry.

The Ta Khoa Nickel-Cu-PGE Project in northern Vietnam includes an existing modern nickel mine which has been under care and maintenance since 2016 due to falling nickel prices. Existing infrastructure includes an internationally designed 450ktpa processing plant. Previous project owners focused mining and exploration efforts primarily on the MSV at Ban Phuc. Blackstone plans to explore both MSV and DSS targets throughout the project, initially within a 5km radius of the existing processing facility. Blackstone Minerals will conduct further geophysics on the MSV and DSS targets and continue its maiden drilling campaign. Online readers can click [here](#) for footage taken from our Ta Khoa Nickel-Cu-PGE Project.

Authorised by:

Scott Williamson
Managing Director
+61 8 9425 5217
scott@blackstoneminerals.com.au

For more information, please contact:

Nathan Ryan
Media Enquiries
+61 420 582 887
nathan@nwrcommunications.com.au

Patrick Chang
Corporate Development
+61 8 9425 5217
patrick@blackstoneminerals.com.au

About Blackstone

Blackstone Minerals Limited (**ASX code: BSX**) is developing the district scale Ta Khoa Project in Northern Vietnam where the company is drilling out the large-scale Ban Phuc Nickel-PGE deposit. The Ta Khoa Nickel-Cu-PGE Project has existing modern mine infrastructure built to International Standards including a 450ktpa processing plant and permitted mine facilities. Blackstone also owns a large land holding at the Gold Bridge project within the BC porphyry belt in British Columbia, Canada with large scale drill targets prospective for high grade gold-cobalt-copper mineralisation. In Australia, Blackstone is exploring for nickel and gold in the Eastern Goldfields and gold in the Pilbara region of Western Australia. Blackstone has a board and management team with a proven track record of mineral discovery and corporate success.

Competent Person Statement

The information in this report that relates to Exploration Results and Exploration Targets is based on information compiled by Mr Andrew Radonjic, a Non-Executive Director and Technical Consultant of the company, who is a Member of The Australasian Institute of Mining and Metallurgy. Mr Andrew Radonjic has sufficient experience which is relevant to the style of mineralisation and type of deposits under consideration and to the activity which he is undertaking to qualify as a Competent Person as defined in the 2012 Edition of the 'Australasian Code for Reporting of Exploration Results, Mineral Resources and Ore Reserves'. Mr Andrew Radonjic consents to the inclusion in the report of the matters based on his information in the form and context in which it appears.

Table 1

New Ban Phuc disseminated sulfide deposit drill hole locations, orientations and mineralised intersections. King Cobra Zone drill holes in bold and marked with *.

Complete assay interval data in Table 2, Surveys by Leica 1203+ total station system.

Assays for BP20-29, BP20-30, and BP20-31 are pending.

Hole	East UTM 48N WGS84	North UTM 48N WGS84	RLm UTM 48N WGS84	Azimuth UTM	Dip	End of hole	From m	To m	Interval m	Ni %	Cu %	Co %	Pt+Pd+Au g/t	Pt g/t	Pd g/t	Au g/t
BP20-24**	430415	2343496	342	202	-75	173.3	53.05	66	12.95	0.55	0.06	0.01	na	na	na	na
includes							53.05	59	5.95	0.81	0.1	0.02	na	na	na	na
BP20-25	430354	2343034	503	112	-50	113.6	91	100	9	0.3	<0.01	0.01	na	na	na	na
BP20-26*	430402	2343398	398	202	-67	140	58.2	116.35	58.15	0.92	0.15	0.02	0.17	0.07	0.07	0.03
includes							65.8	112.6	46.8	1.04	0.18	0.02	0.19	0.08	0.08	0.03
BP20-27*	430422	2343381	384	202	-77	302.5	61.5	136.3	74.8	0.83	0.12	0.02	0.19	0.08	0.08	0.03
includes							63.5	79.75	16.25	1.31	0.17	0.02	0.3	0.15	0.11	0.04
and							116.5	134.3	17.8	1.06	0.2	0.02	0.21	0.08	0.09	0.04
and							156.5	160	3.5	2.36	0.22	0.06	0.03	0.01	0.01	0.01
includes							159.3	160	0.7	7.44	0.59	0.19	0.03	0.02	0.01	<0.01
BP20-28*	430387	2343493	337	202	-55	301.2	20	161	141	0.46	0.06	0.01	0.13	0.06	0.06	0.01
includes							65.8	83.9	18.1	0.81	0.12	0.01	0.23	0.09	0.1	0.04
and							227	300.3	73.3	0.72	0.07	0.01	0.45	0.18	0.23	0.04
includes							235.5	263.15	27.65	1.17	0.16	0.01	0.85	0.33	0.43	0.09
includes							246.8	263.15	16.35	1.33	0.18	0.02	1.01	0.53	0.39	0.11

*King Cobra Zone, hole lengths all limited by drill rig capacity and terminated within Ban Phuc ultramafic intrusion

**hole terminated early by fault zone

Table 2

Drill hole assays, preparation by SGS Hai Phong, assays by ALS Perth (see Appendix One for assay methods).

Assays for BP20-29, BP20-30, and BP20-31 are pending.

Note: na denotes assay result not available (element was not determined), < is less than method detection limit. Collars details and QC for BP20-09 to BP20-23 were previously announced to BSX release to the ASX 14 May 2020.

Hole	From m	To m	Interval m	Recovery %	Ni ppm	Cu ppm	Co ppm	Pt g/t	Pd g/t	Au g/t
BP20-09	14.4	15.3	0.9	96	93	1090	52	na	na	na
BP20-09	15.3	16.6	1.3	100	68	1100	32	na	na	na
BP20-09	55.6	58.3	2.7	100	492	262	39	na	na	na
BP20-09	58.3	60.8	2.5	100	4660	192	136	0.042	0.04	0.006
BP20-09	60.8	62.35	1.55	100	3380	120	106	0.024	0.028	0.005
BP20-09	62.35	63.85	1.5	100	4620	163	132	0.031	0.033	0.011
BP20-09	63.85	64.9	1.05	100	3120	408	171	0.023	0.023	0.012
BP20-09	64.9	66.6	1.7	100	4400	748	172	0.022	0.02	0.015
BP20-09	66.6	68	1.4	100	3870	1080	146	0.026	0.029	0.014
BP20-09	68	69.3	1.3	100	3410	231	137	0.017	0.015	0.006
BP20-09	69.3	71.3	2	100	5800	1840	183	0.019	0.021	0.022
BP20-09	71.3	73.3	2	100	4580	1610	189	0.028	0.031	0.024
BP20-09	73.3	75.4	2.1	100	4820	1820	287	0.02	0.023	0.019
BP20-09	75.4	76.6	1.2	100	7510	1320	189	0.049	0.05	0.028
BP20-09	76.6	77.3	0.7	100	11200	1970	204	0.043	0.046	0.041
BP20-09	77.3	79.15	1.85	100	6450	1010	126	0.017	0.019	0.024
BP20-09	79.15	80.5	1.35	100	4240	87	106	0.04	0.037	0.006
BP20-09	80.5	81.1	0.6	95	5620	285	107	0.009	0.011	0.019

Hole	From m	To m	Interval m	Recovery %	Ni ppm	Cu ppm	Co ppm	Pt g/t	Pd g/t	Au g/t
BP20-09	81.1	83.2	2.1	100	7180	619	131	0.042	0.048	0.022
BP20-09	83.2	85.3	2.1	100	7420	428	137	0.05	0.048	0.022
BP20-09	85.3	88.3	3	100	3350	14	90	0.019	0.02	0.005
BP20-09	88.3	91.3	3	100	2890	5	108	0.013	0.013	0.004
BP20-09	91.3	94	2.7	100	2810	10	97	0.011	0.022	0.002
BP20-09	94	96.9	2.9	100	2990	18	110	0.018	0.018	0.003
BP20-09	96.9	98	1.1	100	5270	182	144	0.029	0.049	0.014
BP20-09	98	100	2	100	7580	1490	171	0.119	0.075	0.024
BP20-09	100	102	2	85	6190	1250	172	0.062	0.084	0.018
BP20-09	102	103.5	1.5	100	5800	1430	216	0.026	0.035	0.022
BP20-09	103.5	105.5	2	87	4220	775	187	0.016	0.019	0.011
BP20-09	105.5	108	2.5	100	3390	408	134	0.012	0.015	0.009
BP20-09	108	110	2	100	5280	556	181	0.055	0.048	0.009
BP20-09	110	112	2	100	6540	1070	219	0.034	0.048	0.01
BP20-09	112	114	2	100	5140	1195	234	0.029	0.035	0.004
BP20-09	114	116	2	100	4190	1060	212	0.023	0.022	0.005
BP20-09	116	117	1	100	5310	1765	245	0.027	0.029	0.016
BP20-09	117	118.3	1.3	100	2790	190	123	0.011	0.012	0.009
BP20-09	118.3	120	1.7	100	9460	1600	187	0.054	0.068	0.033
BP20-09	120	122	2	100	6890	1435	159	0.037	0.04	0.031
BP20-09	122	123.4	1.4	100	10850	1865	184	0.057	0.064	0.032
BP20-09	123.4	124.5	1.1	100	4170	121	124	0.037	0.029	0.009
BP20-09	124.5	126	1.5	100	10400	685	213	0.059	0.07	0.031
BP20-09	126	127.4	1.4	100	7330	437	204	0.051	0.043	0.01
BP20-09	127.4	128.5	1.1	100	2900	145	81	0.016	0.019	0.004
BP20-09	128.5	129.7	1.2	100	6460	347	187	0.045	0.052	0.008
BP20-09	129.7	130.6	0.9	100	3550	173	119	0.043	0.039	0.007
BP20-09	130.6	133.6	3	100	2810	25	92	0.016	0.018	0.003
BP20-09	133.6	136.6	3	100	3260	126	114	0.055	0.051	0.008
BP20-09	136.6	139.6	3	100	3810	122	122	0.049	0.052	0.008
BP20-09	139.6	140.5	0.9	100	2850	160	90	0.021	0.02	0.01
BP20-09	140.5	141.5	1	100	3080	75	116	0.042	0.036	0.006
BP20-09	141.5	143.5	2	100	2780	9	81	na	na	na
BP20-09	143.5	145.5	2	100	2880	3	99	na	na	na
BP20-09	145.5	147.5	2	100	2870	1	90	na	na	na
BP20-09	147.5	149.5	2	100	2720	1	88	na	na	na
BP20-09	149.5	151.5	2	90	2650	1	82	na	na	na
BP20-09	151.5	153.5	2	100	2860	4	86	na	na	na
BP20-09	153.5	155.5	2	100	2860	1	87	na	na	na
BP20-09	155.5	157.5	2	100	2840	2	76	na	na	na
BP20-09	157.5	158.4	0.9	100	3090	1	94	na	na	na
BP20-09	158.4	160	1.6	75	2490	77	80	na	na	na
BP20-09	160	161.6	1.6	100	3030	152	81	na	na	na
BP20-09	161.6	164	2.4	100	1560	51	42	na	na	na
BP20-09	164	167	3	100	2660	10	86	na	na	na
BP20-09	167	170	3	100	2710	9	85	na	na	na
BP20-09	170	173	3	100	2790	17	90	na	na	na
BP20-09	173	176	3	100	2570	28	80	na	na	na
BP20-09	176	178	2	100	2730	133	100	na	na	na
BP20-09	178	179.2	1.2	100	946	194	39	na	na	na
BP20-09	179.2	182	2.8	100	2580	41	83	na	na	na
BP20-09	182	185	3	100	2560	22	80	na	na	na

Hole	From m	To m	Interval m	Recovery %	Ni ppm	Cu ppm	Co ppm	Pt g/t	Pd g/t	Au g/t
BP20-09	185	187	2	100	2540	20	78	na	na	na
BP20-09	278	280	2	100	2590	20	84	na	na	na
BP20-09	280	282	2	100	2490	22	81	na	na	na
BP20-09	282	284	2	100	2500	26	80	na	na	na
BP20-09	284	286.9	2.9	100	2460	40	77	na	na	na
BP20-09	286.9	289	2.1	100	2400	26	58	0.011	0.002	0.062
BP20-09	289	291.4	2.4	100	2840	58	86	<0.005	0.001	0.016
BP20-09	291.4	295.4	4	100	1400	120	60	0.006	0.002	0.002
BP20-09	295.4	296.4	1	100	2160	167	64	<0.005	0.001	0.02
BP20-09	296.4	297.3	0.9	100	2250	77	77	<0.005	0.002	0.004
BP20-09	297.3	299	1.7	100	2760	15	91	0.009	0.002	0.007
BP20-09	299	300.15	1.15	100	2960	6	96	0.007	0.002	0.013
BP20-09	300.15	301.2	1.05	90	2260	11	107	<0.005	0.006	0.026
BP20-09	301.2	303	1.8	100	2450	6	84	<0.005	0.006	0.009
BP20-09	303	304.5	1.5	100	2750	69	131	<0.005	0.004	0.002
BP20-09	304.5	306	1.5	100	2990	157	115	0.012	0.022	0.002
BP20-09	306	308	2	100	3180	261	130	0.016	0.024	0.002
BP20-09	308	310	2	100	3680	224	172	0.005	0.005	0.002
BP20-09	310	312	2	100	3370	211	155	0.033	0.029	0.002
BP20-09	312	313.3	1.3	100	5930	472	167	0.164	0.172	0.007
BP20-09	313.3	315.3	2	100	8850	439	181	0.388	0.914	0.018
BP20-09	315.3	317.6	2.3	100	4770	2240	232	0.129	0.154	0.01
BP20-09	317.6	319	1.4	100	3580	406	152	0.021	0.024	0.007
BP20-09	319	320.4	1.4	100	3660	540	142	0.035	0.033	0.003
BP20-09	320.4	322	1.6	56	329	375	33	na	na	na
BP20-10	52.8	54.4	1.6	100	2450	369	114	na	na	na
BP20-10	54.4	56.2	1.8	78	2690	73	103	na	na	na
BP20-10	56.2	58	1.8	100	3220	150	107	0.025	0.038	0.003
BP20-10	58	59.9	1.9	79	1970	498	73	0.011	0.022	0.002
BP20-10	59.9	62	2.1	67	3930	345	117	0.034	0.041	0.002
BP20-10	62	64	2	100	3640	125	124	0.022	0.031	0.004
BP20-10	64	66	2	100	2940	24	97	0.024	0.027	0.003
BP20-10	66	67.8	1.8	100	3070	173	98	0.024	0.029	0.002
BP20-10	67.8	70.65	2.85	86	2480	394	112	0.028	0.029	0.002
BP20-10	70.65	72.65	2	100	3990	184	140	0.032	0.035	0.004
BP20-10	72.65	74.1	1.45	100	3620	127	128	0.03	0.032	0.005
BP20-10	74.1	76.15	2.05	100	1390	2370	124	0.009	0.026	0.002
BP20-10	76.15	78	1.85	100	2270	187	92	0.014	0.017	0.002
BP20-10	78	80	2	100	2380	32	77	<0.005	0.002	0.001
BP20-10	80	82	2	100	3240	396	118	0.022	0.03	0.005
BP20-10	82	84	2	100	4400	333	136	0.028	0.048	0.017
BP20-10	84	85.1	1.1	100	3890	200	130	0.031	0.041	0.009
BP20-10	85.1	87	1.9	100	2500	7	97	0.008	0.013	0.004
BP20-10	87	89	2	100	2840	3	94	0.018	0.029	0.011
BP20-10	89	91	2	100	3190	3	102	0.021	0.029	0.008
BP20-10	91	93	2	100	3420	17	108	0.032	0.06	0.014
BP20-10	93	94	1	100	3510	193	124	0.02	0.03	0.016
BP20-10	94	96	2	100	2550	387	122	0.021	0.019	0.004
BP20-10	96	97.5	1.5	100	3530	351	123	0.037	0.036	0.014
BP20-10	97.5	98.3	0.8	100	2720	830	159	0.015	0.028	0.003
BP20-10	98.3	100.15	1.85	100	1880	140	102	0.009	0.008	0.002
BP20-10	100.15	102.1	1.95	100	3070	428	141	0.02	0.021	0.004

Hole	From m	To m	Interval m	Recovery %	Ni ppm	Cu ppm	Co ppm	Pt g/t	Pd g/t	Au g/t
BP20-10	102.1	103.15	1.05	100	3150	479	130	0.023	0.028	0.007
BP20-10	103.15	103.9	0.75	100	4270	556	165	0.04	0.043	0.014
BP20-10	103.9	105	1.1	100	2600	593	141	0.025	0.019	0.004
BP20-10	105	107	2	100	2340	668	148	0.009	0.017	0.002
BP20-10	107	108.6	1.6	100	2410	427	135	0.027	0.023	0.007
BP20-10	108.6	110.6	2	100	1670	363	112	0.011	0.012	0.002
BP20-10	110.6	112.6	2	100	1050	150	92	<0.005	0.004	0.001
BP20-10	112.6	114.6	2	100	1190	238	130	<0.005	0.005	0.002
BP20-10	114.6	116	1.4	100	817	30	116	<0.005	0.003	0.001
BP20-10	116	118	2	100	1540	417	151	0.007	0.008	0.002
BP20-10	118	120	2	100	2540	228	124	0.031	0.009	0.003
BP20-10	120	122	2	100	2220	172	105	<0.005	0.003	0.008
BP20-10	122	123.3	1.3	100	2390	217	90	<0.005	0.003	0.004
BP20-10	123.3	125.3	2	100	3500	305	119	0.009	0.007	0.006
BP20-10	125.3	127.3	2	100	5140	759	167	0.016	0.007	0.013
BP20-10	127.3	129	1.7	100	2660	1445	136	0.005	0.006	0.033
BP20-10	129	131	2	100	4160	680	126	<0.005	0.005	0.012
BP20-10	131	132.8	1.8	100	3860	469	153	0.011	0.012	0.012
BP20-10	132.8	134.5	1.7	100	3170	398	134	0.008	0.011	0.011
BP20-10	134.5	136.2	1.7	100	4100	365	132	0.019	0.026	0.011
BP20-10	136.2	138.3	2.1	100	4650	607	129	0.036	0.037	0.015
BP20-10	138.3	140.3	2	100	3900	153	106	0.033	0.037	0.01
BP20-10	140.3	142.5	2.2	100	3160	84	99	0.037	0.047	0.004
BP20-10	142.5	144	1.5	100	2730	89	91	0.03	0.028	0.002
BP20-10	144	145.6	1.6	100	3500	169	110	0.03	0.04	0.005
BP20-10	145.6	146.6	1	100	3330	140	109	0.036	0.039	0.005
BP20-10	146.6	148.6	2	100	2800	57	98	0.03	0.035	0.004
BP20-10	148.6	149.4	0.8	100	3180	52	106	0.054	0.04	0.004
BP20-10	149.4	150.8	1.4	100	3380	355	103	0.04	0.046	0.007
BP20-10	150.8	152.15	1.35	100	2350	60	95	0.021	0.02	0.008
BP20-10	152.15	154.5	2.35	100	2670	119	108	0.015	0.017	0.008
BP20-10	154.5	156.5	2	100	2790	141	102	0.01	0.011	0.006
BP20-10	156.5	158	1.5	100	7360	1265	164	0.05	0.054	0.022
BP20-10	158	160	2	100	8500	1510	147	0.075	0.073	0.032
BP20-10	160	161.8	1.8	100	7870	1080	144	0.117	0.136	0.027
BP20-10	161.8	163	1.2	100	3860	257	104	0.045	0.068	0.012
BP20-10	163	165	2	100	4260	481	100	0.042	0.047	0.02
BP20-10	165	167	2	100	5820	657	110	0.046	0.054	0.03
BP20-10	167	168.4	1.4	100	4270	99	95	0.02	0.029	0.007
BP20-10	168.4	170.45	2.05	100	5090	198	94	0.034	0.036	0.017
BP20-10	170.45	172	1.55	100	5440	359	104	0.161	0.203	0.033
BP20-10	172	174	2	100	3280	10	79	0.02	0.009	0.006
BP20-10	174	176	2	100	3400	6	93	0.029	0.015	0.006
BP20-10	176	177.2	1.2	100	4790	272	100	0.161	0.134	0.015
BP20-10	177.2	179	1.8	100	5210	493	89	0.296	0.283	0.029
BP20-10	179	181	2	100	5970	295	90	0.301	0.305	0.021
BP20-10	181	183	2	100	5870	326	88	0.22	0.298	0.027
BP20-10	183	183.9	0.9	100	4890	162	86	0.211	0.247	0.016
BP20-10	183.9	185	1.1	100	7830	312	98	0.296	0.321	0.034
BP20-10	185	187	2	100	7780	692	98	0.779	0.999	0.043
BP20-10	187	188.1	1.1	100	3970	20	81	0.189	0.171	0.009
BP20-10	188.1	190	1.9	100	3340	290	78	0.147	0.077	0.02

Hole	From m	To m	Interval m	Recovery %	Ni ppm	Cu ppm	Co ppm	Pt g/t	Pd g/t	Au g/t
BP20-10	190	192	2	100	3170	22	82	0.052	0.049	0.004
BP20-10	192	193.2	1.2	100	3000	69	78	0.009	0.005	0.004
BP20-10	193.2	193.9	0.7	100	2300	233	56	0.022	0.009	0.007
BP20-10	193.9	196	2.1	100	3300	27	88	0.035	0.015	0.005
BP20-10	196	198	2	100	2750	28	79	na	na	na
BP20-10	198	200	2	100	2600	23	77	na	na	na
BP20-10	200	200.6	0.6	100	2160	36	58	na	na	na
BP20-10	200.6	202.9	2.3	100	2990	23	86	na	na	na
BP20-10	202.9	203.4	0.5	100	2150	42	64	na	na	na
BP20-10	203.4	204.4	1	100	2780	38	78	na	na	na
BP20-10	204.4	204.8	0.4	100	2170	80	55	na	na	na
BP20-10	204.8	207	2.2	100	3000	23	80	na	na	na
BP20-10	207	209	2	100	3190	23	82	<0.005	0.003	0.009
BP20-10	209	210.3	1.3	100	3130	36	76	<0.005	0.003	0.013
BP20-10	210.3	211.5	1.2	100	2410	36	57	<0.005	0.003	0.085
BP20-10	211.5	213	1.5	100	3340	21	81	<0.005	0.002	0.012
BP20-10	213	215	2	100	3420	24	88	0.011	0.003	0.011
BP20-10	215	216.8	1.8	100	3380	21	87	na	na	na
BP20-10	216.8	219	2.2	100	2760	26	71	na	na	na
BP20-10	219	222	3	100	2950	31	71	na	na	na
BP20-10	222	225	3	100	3310	28	74	na	na	na
BP20-10	225	228	3	100	3530	25	81	na	na	na
BP20-10	228	231	3	100	3360	21	76	na	na	na
BP20-10	231	234	3	100	3340	23	78	na	na	na
BP20-10	234	237	3	100	3350	16	83	na	na	na
BP20-10	237	240	3	100	3150	11	80	na	na	na
BP20-10	240	243	3	100	3030	8	77	na	na	na
BP20-10	243	246	3	100	2970	18	74	na	na	na
BP20-10	246	249	3	100	2920	25	72	na	na	na
BP20-10	249	252	3	100	2830	31	73	na	na	na
BP20-10	252	255	3	100	2990	13	78	na	na	na
BP20-10	255	258	3	100	3190	16	82	na	na	na
BP20-10	258	261	3	100	3110	19	81	na	na	na
BP20-10	261	264	3	100	3050	22	78	na	na	na
BP20-10	264	267	3	100	2970	37	74	na	na	na
BP20-10	267	270	3	100	3040	51	75	na	na	na
BP20-10	270	273	3	100	3080	55	74	na	na	na
BP20-10	273	276	3	100	2960	51	70	na	na	na
BP20-10	276	279.1	3.1	100	2820	44	70	na	na	na
BP20-10	279.1	280.6	1.5	100	450	329	55	na	na	na
BP20-10	280.6	282.6	2	100	3000	40	75	na	na	na
BP20-10	282.6	284.6	2	100	3010	36	77	na	na	na
BP20-10	284.6	286	1.4	100	2980	95	74	na	na	na
BP20-10	286	288	2	100	2960	45	83	na	na	na
BP20-10	288	289.3	1.3	100	2870	41	78	na	na	na
BP20-10	289.3	290.5	1.2	100	400	53	30	na	na	na
BP20-10	290.5	292	1.5	100	2810	45	76	na	na	na
BP20-10	292	294	2	100	2810	24	78	na	na	na
BP20-10	294	296	2	100	2910	29	82	na	na	na
BP20-10	296	298	2	100	2850	26	75	na	na	na
BP20-10	298	300	2	100	2610	251	81	0.058	0.002	0.065
BP20-10	300	302	2	100	2830	18	96	<0.005	0.002	0.055

Hole	From m	To m	Interval m	Recovery %	Ni ppm	Cu ppm	Co ppm	Pt g/t	Pd g/t	Au g/t
BP20-10	302	304	2	100	2650	7	95	<0.005	0.002	0.044
BP20-10	304	306.5	2.5	100	2830	4	96	0.006	0.002	0.029
BP20-10	306.5	307.2	0.7	100	1470	199	66	<0.005	0.002	0.04
BP20-10	307.2	309	1.8	100	2740	1	59	<0.005	0.003	0.029
BP20-10	309	311	2	100	2770	42	98	0.016	0.003	0.019
BP20-10	311	313	2	100	2660	57	78	0.005	0.003	0.006
BP20-10	313	315	2	100	3040	39	88	<0.005	0.002	0.005
BP20-10	315	317	2	100	2830	27	85	<0.005	0.002	0.005
BP20-10	317	319	2	100	2560	63	81	0.005	0.002	0.006
BP20-10	319	320.3	1.3	100	2710	45	91	0.013	0.003	0.006
BP20-10	320.3	321.4	1.1	100	2790	378	97	0.042	0.049	0.003
BP20-10	321.4	323	1.6	100	426	206	26	na	na	na
BP20-11	98.4	101	2.6	100	2550	15	91	na	na	na
BP20-11	101	104	3	67	2450	4	100	na	na	na
BP20-11	104	107	3	100	2370	3	87	na	na	na
BP20-11	107	109.4	2.4	100	2500	4	80	na	na	na
BP20-11	110.3	113	2.7	100	2570	32	82	na	na	na
BP20-11	113	116	3	100	2630	238	104	na	na	na
BP20-11	116	119	3	100	3730	341	121	0.047	0.055	0.008
BP20-11	119	121	2	100	2700	30	111	0.134	0.122	0.004
BP20-11	121	122.6	1.6	100	2390	3	80	0.011	0.012	0.004
BP20-11	122.6	125	2.4	100	3020	101	107	0.054	0.088	0.003
BP20-11	125	128	3	100	3720	568	142	0.018	0.027	0.009
BP20-11	128	129.9	1.9	100	3310	133	104	0.035	0.043	0.007
BP20-11	129.9	131	1.1	100	4790	515	112	0.048	0.059	0.015
BP20-11	131	133	2	100	2780	74	106	0.057	0.046	0.005
BP20-11	133	135.3	2.3	100	3470	67	124	0.026	0.035	0.007
BP20-11	135.3	136.3	1	100	6430	677	169	0.049	0.055	0.01
BP20-11	136.3	137.7	1.4	100	4890	600	150	0.054	0.046	0.008
BP20-11	137.7	139	1.3	100	4500	489	164	0.037	0.046	0.007
BP20-11	139	141	2	100	2740	15	91	na	na	na
BP20-11	141	142.6	1.6	100	2530	63	98	na	na	na
BP20-11	142.6	144.2	1.6	100	2770	5	89	na	na	na
BP20-11	144.2	146.1	1.9	100	2880	24	100	na	na	na
BP20-11	146.1	146.85	0.75	100	1980	117	66	na	na	na
BP20-11	146.85	148.4	1.55	100	2640	30	97	na	na	na
BP20-11	148.4	149.5	1.1	73	345	23	22	na	na	na
BP20-11	149.5	151	1.5	100	62	49	16	na	na	na
BP20-12	49.6	52.6	3	95	4060	52	120	0.078	0.098	0.013
BP20-12	52.6	55.6	3	100	3100	48	120	0.032	0.038	0.006
BP20-12	55.6	57.8	2.2	100	2640	2	84	0.011	0.007	0.005
BP20-12	57.8	58.4	0.6	100	1950	8870	76	0.019	0.023	0.14
BP20-12	58.4	59	0.6	100	2280	200	99	0.016	0.015	0.009
BP20-12	59	60.6	1.6	100	3020	27	96	0.035	0.04	0.006
BP20-12	60.6	61.6	1	50	3790	103	122	0.054	0.056	0.012
BP20-12	61.6	62.9	1.3	100	3770	134	103	0.035	0.043	0.016
BP20-12	62.9	65	2.1	100	3510	396	135	0.027	0.024	0.018
BP20-12	65	67	2	100	3130	142	118	0.02	0.029	0.008
BP20-12	67	69	2	100	3790	318	134	0.03	0.036	0.012
BP20-12	69	70.05	1.05	100	4060	409	136	0.032	0.033	0.015
BP20-12	70.05	72	1.95	100	2430	12	99	0.011	0.011	0.005
BP20-12	72	74	2	100	2750	78	103	0.015	0.018	0.004

Hole	From m	To m	Interval m	Recovery %	Ni ppm	Cu ppm	Co ppm	Pt g/t	Pd g/t	Au g/t
BP20-12	74	76.3	2.3	100	3500	436	100	0.024	0.027	0.006
BP20-12	76.3	78.3	2	100	2680	116	111	0.051	0.033	0.017
BP20-12	78.3	80.05	1.75	75	3720	343	113	0.037	0.053	0.01
BP20-12	80.05	82	1.95	100	2770	40	99	0.019	0.023	0.004
BP20-12	82	84	2	100	2820	6	103	0.011	0.023	0.005
BP20-12	84	86	2	60	2370	6	88	0.008	0.017	0.002
BP20-12	86	88.2	2.2	100	2850	13	87	0.036	0.067	0.005
BP20-12	88.2	89.7	1.5	100	3040	4	78	0.03	0.037	0.007
BP20-12	89.7	91.1	1.4	100	3480	18	118	0.05	0.039	0.007
BP20-12	91.1	92.8	1.7	100	4100	518	139	0.043	0.039	0.013
BP20-12	92.8	94.15	1.35	100	2370	154	127	0.012	0.012	0.006
BP20-12	94.15	95.7	1.55	100	2850	290	127	0.013	0.018	0.006
BP20-12	95.7	97.7	2	100	2580	40	117	0.017	0.018	0.002
BP20-12	97.7	99.3	1.6	100	2790	3	111	<0.005	0.005	0.002
BP20-12	99.3	101	1.7	100	2820	6	132	0.01	0.014	0.004
BP20-12	102.6	104.6	2	85	3010	12	133	0.021	0.023	0.005
BP20-12	105	106.9	1.9	40	1890	60	63	na	na	na
BP20-12	106.9	108.9	2	90	228	30	17	na	na	na
BP20-13	44.7	45.3	0.6	100	2580	8	95	na	na	na
BP20-13	45.3	47	1.7	100	2610	6	92	na	na	na
BP20-13	47	49	2	100	2650	7	93	na	na	na
BP20-13	49	51	2	100	2650	64	97	na	na	na
BP20-13	51	53	2	100	2670	7	94	na	na	na
BP20-13	53	55	2	100	2550	8	99	na	na	na
BP20-13	55	57	2	100	2610	52	105	na	na	na
BP20-13	57	59	2	100	3080	77	132	0.039	0.039	0.004
BP20-13	59	61	2	100	3070	80	121	0.015	0.025	0.003
BP20-13	61	61.5	0.5	100	1470	64	49	na	na	na
BP20-13	61.5	63	1.5	100	49	24	9	na	na	na
BP20-14	57.5	59	1.5	50	1340	181	56	na	na	na
BP20-14	59	62	3	100	2800	317	80	na	na	na
BP20-14	62	63.8	1.8	100	2170	233	93	na	na	na
BP20-14	63.8	65.1	1.3	100	5210	1210	236	0.08	0.034	0.011
BP20-14	65.1	67	1.9	100	2850	485	124	0.026	0.023	0.005
BP20-14	67	68.9	1.9	100	4990	825	288	0.013	0.015	0.004
BP20-14	68.9	71.2	2.3	100	3510	158	105	0.024	0.026	0.007
BP20-14	71.2	73.6	2.4	100	3980	98	102	0.021	0.023	0.006
BP20-14	73.6	75.3	1.7	100	3770	48	96	0.029	0.031	0.007
BP20-14	75.3	77.3	2	100	3080	5	85	0.021	0.041	0.006
BP20-14	77.3	79	1.7	100	2940	13	92	0.035	0.042	0.003
BP20-14	79	80.6	1.6	100	2660	126	95	0.017	0.017	0.002
BP20-14	80.6	82.6	2	100	3040	56	80	0.086	0.034	0.005
BP20-14	82.6	83	0.4	100	2640	577	91	0.029	0.038	0.03
BP20-14	83	83.55	0.55	100	7100	4580	448	0.01	0.037	0.118
BP20-14	83.55	85.2	1.65	100	2830	394	73	0.017	0.021	0.009
BP20-14	85.2	87.2	2	100	4990	370	121	0.088	0.075	0.017
BP20-14	87.2	89	1.8	100	3100	82	89	0.022	0.026	0.007
BP20-14	89	91	2	100	2560	4	85	<0.005	0.003	0.002
BP20-14	91	93	2	100	2550	2	71	<0.005	0.004	0.002
BP20-14	93	94.5	1.5	100	2690	2	89	0.014	0.019	0.005
BP20-14	94.5	96	1.5	100	3350	103	116	0.029	0.044	0.008
BP20-14	96	98	2	100	3200	76	99	0.029	0.035	0.006



Hole	From m	To m	Interval m	Recovery %	Ni ppm	Cu ppm	Co ppm	Pt g/t	Pd g/t	Au g/t
BP20-14	98	100	2	100	5860	640	142	0.181	0.23	0.029
BP20-14	100	102	2	100	5050	304	114	0.046	0.066	0.015
BP20-14	102	103.7	1.7	100	5500	846	133	0.038	0.044	0.025
BP20-14	103.7	104.3	0.6	100	1830	86	53	0.017	0.025	0.008
BP20-14	104.3	106	1.7	100	2990	73	104	0.014	0.013	0.007
BP20-14	106	107.5	1.5	100	3040	21	102	0.035	0.028	0.009
BP20-14	107.5	109	1.5	100	2590	8	92	0.049	0.019	0.007
BP20-14	109	111	2	100	3090	61	112	0.079	0.068	0.008
BP20-14	111	113	2	100	3790	25	118	0.045	0.066	0.007
BP20-14	113	115	2	100	3770	245	103	0.082	0.079	0.01
BP20-14	115	117	2	100	3160	5	63	0.023	0.03	0.005
BP20-14	117	119	2	100	3360	7	117	0.074	0.061	0.006
BP20-14	119	121	2	100	4000	111	103	0.067	0.081	0.01
BP20-14	121	122.85	1.85	100	5150	403	105	0.08	0.087	0.024
BP20-14	122.85	124.2	1.35	100	9080	1530	134	0.106	0.147	0.074
BP20-14	124.2	127	2.8	100	3400	60	89	0.048	0.064	0.007
BP20-14	127	130	3	100	4160	46	116	0.071	0.053	0.008
BP20-14	130	133	3	95	3420	158	86	0.041	0.05	0.008
BP20-14	133	136	3	100	3650	25	158	0.046	0.039	0.009
BP20-14	136	139	3	100	3360	28	93	0.019	0.028	0.006
BP20-14	139	142	3	100	3500	104	125	0.024	0.022	0.008
BP20-14	142	145	3	100	2930	73	116	na	na	na
BP20-14	145	148	3	100	2830	1	92	na	na	na
BP20-14	148	151	3	100	2880	2	95	na	na	na
BP20-14	151	154	3	100	2920	2	94	na	na	na
BP20-14	154	157	3	100	2640	32	94	na	na	na
BP20-14	157	160	3	100	3030	8	86	<0.005	0.007	0.002
BP20-14	160	163	3	100	3090	10	86	0.006	0.005	0.003
BP20-14	163	166	3	100	3140	3	112	0.066	0.046	0.005
BP20-14	166	168	2	100	2790	5	81	0.008	0.009	0.003
BP20-14	168	169.7	1.7	100	3030	43	115	0.005	0.01	0.004
BP20-14	169.7	170.2	0.5	100	106	539	37	<0.005	0.002	0.003
BP20-14	170.2	173	2.8	100	3340	137	104	0.023	0.02	0.008
BP20-14	173	176	3	100	2620	5	68	0.007	0.006	0.002
BP20-14	176	179	3	100	3360	442	79	0.025	0.02	0.006
BP20-14	179	180.5	1.5	100	4160	855	119	0.033	0.047	0.008
BP20-14	180.5	182	1.5	100	4610	742	148	0.063	0.042	0.011
BP20-14	182	183.2	1.2	100	4140	422	150	0.031	0.038	0.01
BP20-14	183.2	186	2.8	100	2770	7	91	na	na	na
BP20-14	186	188	2	100	2740	23	114	na	na	na
BP20-14	188	190.5	2.5	100	3350	257	81	na	na	na
BP20-14	190.5	193.5	3	100	3080	5	75	na	na	na
BP20-14	193.5	196.5	3	100	2820	1	95	na	na	na
BP20-14	196.5	199.5	3	100	2910	3	88	na	na	na
BP20-14	199.5	202.5	3	100	2730	2	83	na	na	na
BP20-14	202.5	205.5	3	100	2620	1	87	na	na	na
BP20-14	205.5	208.5	3	100	3260	7	106	na	na	na
BP20-14	208.5	211.5	3	100	2790	1	95	na	na	na
BP20-14	211.5	214.5	3	100	2750	1	89	na	na	na
BP20-14	214.5	217.5	3	100	2960	1	93	na	na	na
BP20-14	217.5	220.5	3	100	2800	1	85	na	na	na
BP20-14	220.5	223.5	3	100	3000	2	73	0.174	0.069	0.005

z	From m	To m	Interval m	Recovery %	Ni ppm	Cu ppm	Co ppm	Pt g/t	Pd g/t	Au g/t
BP20-14	223.5	226	2.5	100	3540	41	67	0.283	0.432	0.011
BP20-14	226	228.1	2.1	100	6530	999	142	0.124	0.172	0.039
BP20-14	228.1	229.6	1.5	100	3910	1250	97	0.089	0.095	0.031
BP20-14	229.6	231	1.4	100	8060	1190	156	0.148	0.208	0.041
BP20-14	231	233	2	100	7430	2020	180	0.097	0.117	0.033
BP20-14	233	234.5	1.5	100	8430	1810	178	0.101	0.137	0.04
BP20-14	234.5	236	1.5	100	8090	1100	157	0.121	0.157	0.037
BP20-14	236	236.9	0.9	100	8500	1690	204	0.113	0.121	0.041
BP20-14	236.9	237.4	0.5	100	6400	804	124	0.146	0.159	0.038
BP20-14	237.4	238.5	1.1	100	8620	777	141	0.143	0.176	0.054
BP20-14	238.5	240	1.5	100	3900	60	75	0.051	0.085	0.012
BP20-14	240	241.5	1.5	100	6990	679	111	0.202	0.187	0.048
BP20-14	241.5	243	1.5	100	2970	27	76	0.028	0.023	0.006
BP20-14	243	244.4	1.4	100	2470	13	69	<0.005	0.002	0.002
BP20-14	244.4	246.65	2.25	100	4440	44	93	0.096	0.114	0.011
BP20-14	246.65	247	0.35	100	893	208	39	0.009	0.009	0.012
BP20-14	247	248	1	100	6250	1840	115	0.072	0.092	0.038
BP20-14	248	249	1	100	8410	1830	171	0.08	0.102	0.067
BP20-14	249	250.7	1.7	100	8710	1740	209	0.1	0.128	0.054
BP20-14	250.7	252	1.3	100	6720	1510	178	0.066	0.079	0.028
BP20-14	252	253.2	1.2	100	5980	1590	177	0.064	0.078	0.026
BP20-14	253.2	255.2	2	100	4350	404	111	0.069	0.09	0.015
BP20-14	255.2	257.2	2	100	3070	13	113	0.031	0.039	0.005
BP20-14	257.2	259.2	2	100	2880	2	82	0.016	0.017	0.005
BP20-14	259.2	261.2	2	100	2810	7	91	0.042	0.068	0.005
BP20-14	261.2	263.2	2	100	3150	6	97	0.032	0.034	0.004
BP20-14	263.2	264.2	1	100	2000	128	57	0.016	0.033	0.006
BP20-14	264.2	266.2	2	100	3110	3	111	0.046	0.04	0.007
BP20-14	266.2	268.2	2	100	3160	6	96	0.021	0.035	0.007
BP20-14	268.2	269.4	1.2	100	2850	4	87	0.013	0.02	0.006
BP20-14	269.4	271	1.6	100	3100	6	62	0.029	0.036	0.007
BP20-14	271	272.6	1.6	90	2680	31	80	0.016	0.025	0.006
BP20-14	272.6	274.6	2	100	4500	644	129	0.037	0.042	0.017
BP20-14	274.6	276.55	1.95	75	4650	214	107	0.022	0.03	0.01
BP20-14	276.55	278.55	2	85	3110	30	90	0.023	0.026	0.004
BP20-14	278.55	279.1	0.55	100	1320	98	48	0.011	0.014	0.002
BP20-14	279.1	280	0.9	100	2410	86	56	0.028	0.028	0.005
BP20-14	280	282.45	2.45	80	3790	171	113	0.026	0.031	0.008
BP20-14	282.45	283.9	1.45	100	4550	357	141	0.023	0.031	0.005
BP20-14	283.9	285.3	1.4	100	1060	81	39	na	na	na
BP20-14	291.5	293	1.5	100	1600	171	36	na	na	na
BP20-14	293	295	2	100	4440	80	93	0.098	0.144	0.011
BP20-14	295	297	2	80	5690	17	101	0.131	0.16	0.021
BP20-14	297	299	2	80	4860	6	133	0.085	0.141	0.014
BP20-14	299	301	2	70	3570	3	64	0.081	0.055	0.006
BP20-14	301	302.2	1.2	90	4220	68	136	0.1	0.164	0.007
BP20-14	302.2	304	1.8	100	5290	328	114	0.086	0.123	0.011
BP20-14	304	306	2	100	5470	473	133	0.034	0.045	0.012
BP20-14	306	308	2	100	4050	490	135	0.03	0.028	0.007
BP20-14	308	309	1	100	3830	100	114	0.021	0.025	0.008
BP20-14	309	311	2	100	2820	29	139	0.055	0.047	0.004
BP20-14	311	313	2	100	3050	3	104	0.032	0.041	0.003

Hole	From m	To m	Interval m	Recovery %	Ni ppm	Cu ppm	Co ppm	Pt g/t	Pd g/t	Au g/t
BP20-14	313	314.7	1.7	40	2710	6	167	0.037	0.041	0.003
BP20-14	314.7	316.7	2	90	3220	30	112	0.065	0.084	0.003
BP20-14	316.7	318.7	2	90	2800	2	93	na	na	na
BP20-14	318.7	320.6	1.9	95	2860	2	120	na	na	na
BP20-14	320.6	322.2	1.6	100	2510	124	114	na	na	na
BP20-14	322.2	324.4	2.2	100	1315	159	71	na	na	na
BP20-15	0	2.5	2.5	100	19400	2420	305	0.349	0.226	0.091
BP20-15	2.5	5	2.5	100	23000	2570	321	0.225	0.212	0.089
BP20-15	5	6.8	1.8	100	22500	1895	308	0.305	0.329	0.075
BP20-15	6.8	10	3.2	100	15500	226	214	0.085	0.115	0.016
BP20-15	10	13	3	100	17800	1410	260	0.181	0.264	0.061
BP20-15	13	16	3	100	12000	1165	234	0.123	0.136	0.048
BP20-15	16	18.4	2.4	100	5640	850	161	0.06	0.076	0.032
BP20-15	18.4	21	2.6	85	7480	1045	166	0.082	0.113	0.031
BP20-15	21	23.4	2.4	83	6970	260	164	0.059	0.079	0.015
BP20-15	23.4	25	1.6	81	6180	743	147	0.035	0.064	0.028
BP20-15	25	27	2	80	4750	296	112	0.036	0.051	0.011
BP20-15	27	29	2	75	6630	698	141	0.098	0.114	0.03
BP20-15	29	31.1	2.1	62	7730	2070	134	0.157	0.224	0.132
BP20-15	31.1	32	0.9	56	1730	116	42	0.015	0.019	0.003
BP20-15	32	34.1	2.1	62	11250	464	174	0.603	0.714	0.05
BP20-15	34.1	35.5	1.4	79	12150	266	161	0.345	0.337	0.049
BP20-15	35.5	37.7	2.2	86	7050	786	109	0.224	0.243	0.054
BP20-15	111	114	3	87	3050	24	87	na	na	na
BP20-15	114	116	2	100	3200	20	94	na	na	na
BP20-15	116	118	2	100	3310	16	97	na	na	na
BP20-15	118	119.9	1.9	79	3470	12	102	na	na	na
BP20-15	119.9	121	1.1	100	2420	70	78	na	na	na
BP20-15	121	123.8	2.8	82	187	55	36	na	na	na
BP20-15	123.8	125	1.2	100	3150	52	91	na	na	na
BP20-15	125	127.2	2.2	100	3380	40	95	na	na	na
BP20-15	127.5	129.2	1.7	100	158	102	52	na	na	na
BP20-15	129.2	130.85	1.65	82	587	280	35	na	na	na
BP20-15	130.85	133.8	2.95	100	3470	19	99	na	na	na
BP20-15	133.8	136.4	2.6	100	3320	26	93	na	na	na
BP20-15	136.4	138.9	2.5	100	3260	60	90	na	na	na
BP20-15	138.9	142	3.1	100	3160	36	90	na	na	na
BP20-15	142	145	3	100	3200	34	90	na	na	na
BP20-15	145	148	3	87	3240	34	89	na	na	na
BP20-15	148	150	2	100	3500	39	94	na	na	na
BP20-15	150	151.8	1.8	100	3380	36	90	na	na	na
BP20-15	151.8	152.9	1.1	64	1180	82	43	na	na	na
BP20-15	152.9	156	3.1	100	3330	22	92	na	na	na
BP20-15	156	158	2	100	3480	17	95	na	na	na
BP20-15	158	160.2	2.2	100	3160	15	89	na	na	na
BP20-15	160.2	163.1	2.9	93	4700	123	83	0.041	0.013	0.004
BP20-15	163.1	166	2.9	100	2300	36	80	0.007	0.001	0.004
BP20-15	166	168.6	2.6	100	957	117	52	<0.005	0.001	0.002
BP20-15	168.6	171.1	2.5	100	2530	61	75	<0.005	0.003	0.003
BP20-15	171.1	173.1	2	100	1800	71	67	0.005	0.001	0.001
BP20-15	173.1	174.95	1.85	100	3290	14	96	<0.005	0.002	0.004
BP20-15	174.95	175.9	0.95	100	2490	21	77	<0.005	0.001	0.004

Hole	From m	To m	Interval m	Recovery %	Ni ppm	Cu ppm	Co ppm	Pt g/t	Pd g/t	Au g/t
BP20-15	175.9	177.4	1.5	100	3210	13	96	<0.005	0.003	0.004
BP20-15	177.4	180.85	3.45	100	1040	148	50	<0.005	0.002	<0.001
BP20-15	180.85	183	2.15	100	2870	23	86	<0.005	0.004	0.004
BP20-15	183	185	2	100	3210	10	94	0.008	0.005	0.003
BP20-15	185	186.8	1.8	100	3370	10	99	0.007	0.007	0.005
BP20-15	186.8	187.9	1.1	100	2690	79	64	0.006	0.01	0.007
BP20-15	187.9	190.7	2.8	89	4650	86	102	0.026	0.028	0.01
BP20-15	190.7	193	2.3	100	2980	16	87	0.006	0.011	0.005
BP20-15	193	196	3	100	4130	40	99	0.094	0.109	0.014
BP20-15	196	199	3	100	3390	17	100	na	na	na
BP20-15	199	202	3	100	2940	18	87	na	na	na
BP20-15	202	205	3	100	3090	19	94	na	na	na
BP20-15	205	208	3	100	3020	14	95	na	na	na
BP20-15	208	211.1	3.1	100	3040	23	95	na	na	na
BP20-15	211.1	212.1	1	100	1125	114	45	na	na	na
BP20-15	212.1	214	1.9	100	2760	36	83	na	na	na
BP20-15	214	217	3	100	3120	14	95	na	na	na
BP20-15	217	220	3	100	3070	18	92	na	na	na
BP20-15	220	222	2	100	2850	9	87	na	na	na
BP20-15	222	223.55	1.55	100	3060	9	94	na	na	na
BP20-15	223.55	225.1	1.55	100	635	6	33	na	na	na
BP20-15	225.1	226.5	1.4	100	3080	11	90	na	na	na
BP20-15	226.5	228.5	2	100	1000	7	40	na	na	na
BP20-15	228.5	231	2.5	100	2870	12	87	na	na	na
BP20-15	231	234	3	100	2810	10	83	na	na	na
BP20-15	234	237	3	100	3020	7	89	na	na	na
BP20-15	237	240	3	100	2810	8	83	na	na	na
BP20-15	240	243	3	100	2860	10	83	na	na	na
BP20-15	243	246	3	100	2900	8	85	na	na	na
BP20-15	246	249	3	100	2870	8	87	na	na	na
BP20-15	249	252	3	100	2870	10	93	na	na	na
BP20-15	252	255	3	100	2660	19	88	na	na	na
BP20-15	255	258	3	100	2670	6	89	na	na	na
BP20-15	258	261	3	100	2780	5	92	na	na	na
BP20-15	261	264	3	100	2570	3	88	na	na	na
BP20-15	264	266	2	100	2640	36	92	na	na	na
BP20-15	266	268	2	100	2710	22	91	na	na	na
BP20-15	268	271	3	100	2720	9	92	na	na	na
BP20-15	271	273	2	100	2700	8	90	na	na	na
BP20-15	273	274.5	1.5	100	3580	247	115	na	na	na
BP20-15	274.5	275.4	0.9	100	1610	29	43	na	na	na
BP20-15	275.4	278	2.6	100	2640	8	82	na	na	na
BP20-15	278	281	3	100	2380	6	78	na	na	na
BP20-15	281	284	3	100	2620	7	90	na	na	na
BP20-15	284	287	3	100	2520	46	85	na	na	na
BP20-15	287	289	2	100	3170	46	90	0.069	0.044	0.007
BP20-15	289	290.2	1.2	100	4980	329	101	0.073	0.065	0.02
BP20-15	290.2	291.6	1.4	100	8070	904	132	0.086	0.174	0.032
BP20-15	291.6	293.6	2	100	10700	1530	169	0.266	0.258	0.046
BP20-15	293.6	295.8	2.2	100	12050	1920	201	0.245	0.347	0.061
BP20-15	295.8	297.8	2	100	9680	1580	202	0.121	0.196	0.054
BP20-15	297.8	299.3	1.5	100	6940	1160	166	0.084	0.124	0.026

Hole	From m	To m	Interval m	Recovery %	Ni ppm	Cu ppm	Co ppm	Pt g/t	Pd g/t	Au g/t
BP20-15	299.3	301.3	2	100	6340	944	163	0.088	0.12	0.028
BP20-15	301.3	303.4	2.1	100	6770	990	141	0.118	0.161	0.047
BP20-15	303.4	305	1.6	100	5440	331	127	0.06	0.097	0.012
BP20-15	305	307	2	100	3900	398	116	0.044	0.063	0.014
BP20-15	307	308.9	1.9	100	3050	218	101	0.018	0.032	0.009
BP20-15	308.9	309.8	0.9	100	4490	386	112	0.054	0.073	0.019
BP20-15	309.8	311.5	1.7	100	11450	1780	201	0.182	0.27	0.061
BP20-15	311.5	313.5	2	100	11200	1500	165	0.191	0.262	0.053
BP20-15	313.5	315.5	2	100	11200	1730	183	0.188	0.252	0.046
BP20-15	315.5	316.8	1.3	100	1040	264	52	0.017	0.024	0.003
BP20-15	316.8	318.15	1.35	100	2960	574	105	0.076	0.059	0.014
BP20-15	318.15	320.1	1.95	100	9990	1840	174	0.159	0.23	0.046
BP20-15	320.1	321.8	1.7	100	4130	428	133	0.035	0.051	0.015
BP20-15	321.8	322.55	0.75	100	1260	221	64	0.005	0.005	0.003
BP20-15	322.55	324.55	2	100	3060	289	119	0.023	0.028	0.009
BP20-15	324.55	326	1.45	100	3220	59	104	0.021	0.033	0.006
BP20-15	326	328	2	100	3310	217	104	0.025	0.044	0.005
BP20-15	328	330	2	100	3280	170	104	0.039	0.048	0.01
BP20-15	330	332	2	100	3990	175	115	0.045	0.062	0.009
BP20-15	332	334	2	100	3310	82	112	0.024	0.042	0.006
BP20-15	334	336	2	100	3120	20	105	0.02	0.024	0.003
BP20-15	336	338.2	2.2	100	3660	225	132	0.022	0.03	0.003
BP20-15	338.2	339	0.8	100	1550	467	110	na	na	na
BP20-15	339	340.9	1.9	100	2630	434	110	na	na	na
BP20-15	340.9	341.6	0.7	100	1820	442	77	na	na	na
BP20-15	341.6	342.7	1.1	100	2430	85	102	na	na	na
BP20-15	342.7	344	1.3	100	620	125	45	na	na	na
BP20-16	4.2	7	2.8	100	2370	6	89	na	na	na
BP20-16	7	10	3	65	2370	4	93	na	na	na
BP20-16	10.3	13.3	3	95	2510	11	91	na	na	na
BP20-16	13.3	16.3	3	100	2460	10	93	na	na	na
BP20-16	16.3	19	2.7	100	2670	106	97	na	na	na
BP20-16	19.8	22.8	3	50	3670	96	125	0.058	0.056	0.004
BP20-16	22.8	25.5	2.7	95	3010	134	101	0.02	0.036	0.004
BP20-16	25.5	27.2	1.7	100	3430	643	107	0.03	0.04	0.048
BP20-16	27.2	29.4	2.2	100	2780	72	98	0.019	0.03	0.004
BP20-16	29.4	30.5	1.1	100	3610	109	125	0.04	0.047	0.006
BP20-16	30.5	32.5	2	100	3800	127	120	0.038	0.049	0.006
BP20-16	32.5	34.5	2	100	3310	62	117	0.02	0.031	0.004
BP20-16	34.5	36.6	2.1	100	2340	10	96	0.011	0.009	0.003
BP20-16	36.6	38.75	2.15	100	2550	12	90	0.011	0.018	0.004
BP20-16	38.75	40.7	1.95	100	4600	576	133	0.029	0.041	0.019
BP20-16	40.7	42.05	1.35	100	3280	427	120	0.036	0.035	0.008
BP20-16	42.05	44.1	2.05	100	2920	256	123	0.011	0.021	0.006
BP20-16	44.1	46.1	2	100	3140	384	135	0.032	0.045	0.014
BP20-16	46.1	48.1	2	100	2820	7	90	0.009	0.009	0.003
BP20-16	48.1	50.1	2	100	2920	5	108	0.015	0.02	0.004
BP20-16	50.1	51.9	1.8	100	3090	19	105	0.05	0.029	0.005
BP20-16	51.9	52.4	0.5	100	1200	538	55	na	na	na
BP20-16	52.4	54	1.6	100	65	76	15	na	na	na
BP20-17	109.1	112	2.9	100	2640	23	87	na	na	na
BP20-17	112	114.9	2.9	100	2370	41	81	na	na	na

Hole	From m	To m	Interval m	Recovery %	Ni ppm	Cu ppm	Co ppm	Pt g/t	Pd g/t	Au g/t
BP20-17	114.9	117	2.1	100	2690	20	87	na	na	na
BP20-17	117	119	2	100	2620	18	88	na	na	na
BP20-17	119	121	2	100	2700	16	90	na	na	na
BP20-17	121	123	2	100	2590	9	86	na	na	na
BP20-17	123	125	2	100	2640	9	92	na	na	na
BP20-17	125	127	2	100	2470	9	90	na	na	na
BP20-17	127	128.6	1.6	100	2550	42	88	na	na	na
BP20-17	128.6	130.6	2	100	1350	20	45	na	na	na
BP20-17	130.6	132.6	2	100	2370	19	85	na	na	na
BP20-17	132.6	134.6	2	100	2290	41	94	na	na	na
BP20-17	134.6	136.6	2	100	2630	8	90	na	na	na
BP20-17	136.6	138.6	2	100	3200	31	114	0.073	0.074	0.005
BP20-17	138.6	140.6	2	100	2710	19	87	0.023	0.021	0.005
BP20-17	140.6	142.75	2.15	100	2630	7	109	0.01	0.026	0.004
BP20-17	142.75	144.5	1.75	100	3550	522	106	0.035	0.066	0.013
BP20-17	144.5	145.35	0.85	100	5230	385	130	0.088	0.113	0.021
BP20-17	145.35	147.1	1.75	100	10300	1410	166	0.209	0.291	0.059
BP20-17	147.1	148.9	1.8	100	8130	922	158	0.134	0.222	0.043
BP20-17	148.9	150.2	1.3	100	6060	995	158	0.073	0.116	0.016
BP20-17	150.2	152.05	1.85	100	6990	725	187	0.112	0.13	0.027
BP20-17	152.05	152.9	0.85	100	13700	2860	231	0.177	0.233	0.162
BP20-17	152.9	153.4	0.5	100	7440	369	153	0.19	0.251	0.03
BP20-17	153.4	154	0.6	100	2900	68	98	0.049	0.059	0.006
BP20-17	154	156	2	100	2780	58	108	0.006	0.008	0.003
BP20-17	156	157.2	1.2	100	3150	311	129	0.008	0.012	0.005
BP20-17	157.2	159.2	2	100	4750	780	163	0.032	0.034	0.013
BP20-17	159.2	159.9	0.7	100	4980	634	165	0.038	0.041	0.015
BP20-17	159.9	161.9	2	100	3240	12	111	<0.005	0.024	0.004
BP20-17	161.9	163.9	2	100	2460	14	83	0.006	0.008	0.004
BP20-17	163.9	165.9	2	100	3360	10	134	0.038	0.057	0.009
BP20-17	165.9	167.4	1.5	100	2580	25	90	<0.005	0.003	0.003
BP20-17	167.4	168.7	1.3	100	2860	2	85	0.01	0.02	0.004
BP20-17	168.7	170	1.3	100	4360	12	127	0.045	0.066	0.015
BP20-17	170	172	2	100	5170	250	117	0.032	0.047	0.032
BP20-17	172	174.3	2.3	100	3150	657	139	0.013	0.016	0.017
BP20-17	174.3	175.4	1.1	100	618	163	34	na	na	na
BP20-17	175.4	177.4	2	100	97	52	14	na	na	na
BP20-18	34.9	36.9	2	100	3170	45	90	0.11	0.106	0.009
BP20-18	36.9	38.8	1.9	100	2620	11	91	0.006	0.006	0.007
BP20-18	38.8	39.8	1	100	2700	14	98	0.012	0.006	0.004
BP20-18	39.8	40.6	0.8	100	2370	20	85	na	na	na
BP20-18	41.4	43.5	2.1	90	1990	68	74	na	na	na
BP20-18	44	45.55	1.55	100	2340	41	84	na	na	na
BP20-18	46.2	47.2	1	110	2440	74	86	na	na	na
BP20-18	47.2	48.5	1.3	100	639	35	35	na	na	na
BP20-18	49.2	50.2	1	100	1960	91	81	na	na	na
BP20-18	51.4	52.8	1.4	100	2380	99	94	na	na	na
BP20-18	52.8	54	1.2	100	2190	265	94	na	na	na
BP20-18	54	55.5	1.5	100	2700	694	98	0.022	0.02	0.013
BP20-18	56.2	57.6	1.4	100	3140	181	112	0.023	0.021	0.011
BP20-18	57.6	59.5	1.9	100	2330	107	99	0.015	0.012	0.004
BP20-18	59.5	60.2	0.7	100	2010	48	79	na	na	na

Hole	From m	To m	Interval m	Recovery %	Ni ppm	Cu ppm	Co ppm	Pt g/t	Pd g/t	Au g/t
BP20-18	60.2	61	0.8	100	211	29	20	na	na	na
BP20-19	41	42.3	1.3	85	5260	328	147	0.041	0.04	0.016
BP20-19	42.3	43.3	1	100	3930	354	126	0.03	0.027	0.019
BP20-19	43.7	46.8	3.1	92	4410	604	139	0.026	0.024	0.023
BP20-19	46.8	47.4	0.6	100	7760	853	147	0.068	0.075	0.025
BP20-19	47.4	48.2	0.8	100	8900	1270	148	0.085	0.086	0.034
BP20-19	48.2	49.8	1.6	100	9800	1620	165	0.112	0.102	0.034
BP20-19	49.8	51.1	1.3	100	11100	2140	193	0.181	0.112	0.044
BP20-19	51.1	53.2	2.1	100	12400	2350	214	0.096	0.115	0.07
BP20-19	53.2	55	1.8	100	7390	957	127	0.11	0.107	0.04
BP20-19	55	56.5	1.5	100	2550	5	96	<0.005	0.003	0.002
BP20-19	56.5	58	1.5	100	2940	6	86	0.012	0.011	0.002
BP20-19	58	61	3	77	3020	19	97	0.026	0.018	0.002
BP20-19	61	63.2	2.2	100	3810	42	107	0.075	0.075	0.011
BP20-19	63.2	63.8	0.6	100	10200	2130	165	0.066	0.068	0.056
BP20-19	63.8	65.4	1.6	100	5080	735	146	0.034	0.041	0.015
BP20-19	65.4	67.3	1.9	100	7150	1105	187	0.057	0.037	0.018
BP20-19	67.3	68.5	1.2	100	10850	2310	225	0.116	0.085	0.055
BP20-19	68.5	70	1.5	100	12000	2310	260	0.038	0.086	0.036
BP20-19	70	71.3	1.3	100	14500	2630	291	0.041	0.122	0.039
BP20-19	71.3	73.3	2	100	15750	3070	285	0.17	0.151	0.034
BP20-19	73.3	75.3	2	100	17000	4190	313	0.067	0.177	0.054
BP20-19	75.3	77.4	2.1	100	17600	5290	320	0.115	0.176	0.089
BP20-19	77.4	78.8	1.4	100	7950	1590	179	0.07	0.078	0.036
BP20-19	78.8	80.4	1.6	100	5930	616	158	0.051	0.055	0.014
BP20-19	80.4	81.8	1.4	100	12500	2350	235	0.092	0.115	0.048
BP20-19	81.8	83.7	1.9	100	16400	2940	265	0.148	0.173	0.054
BP20-19	83.7	86	2.3	100	19500	2880	302	0.136	0.192	0.052
BP20-19	86	87.5	1.5	80	10300	1365	167	0.096	0.106	0.048
BP20-19	87.5	89.4	1.9	100	8900	1010	181	0.093	0.113	0.025
BP20-19	89.4	90.15	0.75	100	9840	1590	191	0.094	0.129	0.053
BP20-19	90.15	92.55	2.4	100	5560	670	123	0.055	0.069	0.03
BP20-19	92.55	94.5	1.95	100	6820	607	134	0.066	0.102	0.032
BP20-19	94.5	96.5	2	100	4050	164	92	0.065	0.058	0.012
BP20-19	96.5	98	1.5	100	4040	185	75	0.09	0.102	0.018
BP20-19	98	100.4	2.4	100	13650	734	155	0.355	0.496	0.058
BP20-19	100.4	103.4	3	100	2760	8	63	na	na	na
BP20-19	103.4	106.4	3	100	2740	3	90	na	na	na
BP20-19	106.4	109.4	3	100	2830	8	94	na	na	na
BP20-19	109.4	112.4	3	90	2820	32	76	na	na	na
BP20-19	112.4	114.2	1.8	100	2460	69	80	na	na	na
BP20-19	114.2	115.9	1.7	75	2360	13	77	na	na	na
BP20-19	115.9	119	3.1	92	2430	20	76	na	na	na
BP20-19	119	122	3	100	2470	25	73	na	na	na
BP20-19	122	125	3	100	2540	16	75	na	na	na
BP20-19	125	128	3	100	2630	14	78	na	na	na
BP20-19	128	131	3	100	2650	20	75	na	na	na
BP20-19	131	134	3	100	2740	15	76	na	na	na
BP20-19	134	137	3	100	2770	36	78	na	na	na
BP20-19	137	140	3	100	2620	34	72	na	na	na
BP20-19	140	143	3	100	2770	21	76	na	na	na
BP20-19	143	146	3	100	2770	16	74	na	na	na

Hole	From m	To m	Interval m	Recovery %	Ni ppm	Cu ppm	Co ppm	Pt g/t	Pd g/t	Au g/t
BP20-19	146	149	3	100	2750	16	74	na	na	na
BP20-19	149	152	3	100	2760	17	75	na	na	na
BP20-19	152	155	3	100	2770	12	76	na	na	na
BP20-19	155	158	3	100	2950	14	79	na	na	na
BP20-19	158	160.2	2.2	100	2960	16	79	na	na	na
BP20-19	267	270	3	100	2690	9	85	na	na	na
BP20-19	270	273	3	100	2630	13	82	na	na	na
BP20-19	273	275.9	2.9	100	2680	8	85	na	na	na
BP20-19	275.9	279	3.1	100	2650	4	88	na	na	na
BP20-19	279	282	3	100	2550	4	85	na	na	na
BP20-19	282	284	2	100	2720	6	90	na	na	na
BP20-19	284	286.1	2.1	100	2680	18	91	<0.005	0.001	0.003
BP20-19	286.1	287.6	1.5	100	598	24	39	<0.005	0.001	0.001
BP20-19	287.6	288.4	0.8	100	8030	505	188	0.027	0.014	0.006
BP20-19	288.4	291.4	3	100	2900	20	88	0.062	0.007	0.001
BP20-19	291.4	294.4	3	100	2620	15	80	na	na	na
BP20-19	294.4	297.4	3	100	2650	19	84	na	na	na
BP20-19	297.4	300.4	3	100	2680	13	88	na	na	na
BP20-19	300.4	303.4	3	100	2630	16	86	na	na	na
BP20-19	303.4	306.4	3	100	2690	9	90	na	na	na
BP20-19	306.4	309.4	3	100	2630	9	93	na	na	na
BP20-19	309.4	312.4	3	100	2650	6	88	na	na	na
BP20-19	312.4	315.4	3	100	2680	3	89	na	na	na
BP20-19	315.4	318.1	2.7	100	2450	446	91	na	na	na
BP20-19	318.1	321.1	3	100	2710	2	87	na	na	na
BP20-19	321.1	324	2.9	100	2300	2	87	na	na	na
BP20-19	324	327	3	100	2810	32	110	na	na	na
BP20-19	327	330	3	100	2410	57	82	na	na	na
BP20-19	330	332.5	2.5	100	2250	357	93	na	na	na
BP20-19	332.5	335	2.5	100	1280	270	78	na	na	na
BP20-19	335	336.6	1.6	100	1680	114	108	na	na	na
BP20-19	336.6	339	2.4	100	2750	6	112	na	na	na
BP20-19	339	341	2	100	2920	3	66	na	na	na
BP20-19	341	343.1	2.1	100	2940	2	44	na	na	na
BP20-19	343.1	344.3	1.2	100	4210	16	129	0.067	0.105	0.008
BP20-19	344.3	346.1	1.8	100	7170	319	156	0.119	0.196	0.039
BP20-19	346.1	348.25	2.15	100	5990	645	107	0.127	0.201	0.043
BP20-19	348.25	349.5	1.25	100	12300	2110	170	0.267	0.415	0.127
BP20-19	349.5	350.5	1	100	9860	733	174	0.194	0.261	0.059
BP20-19	350.5	351.9	1.4	100	3590	65	110	0.023	0.035	0.008
BP20-19	351.9	352.9	1	100	10850	1555	164	0.235	0.234	0.084
BP20-19	352.9	354.15	1.25	100	4510	449	114	0.025	0.032	0.03
BP20-19	354.15	356.3	2.15	100	15650	2490	213	0.277	0.394	0.1
BP20-19	356.3	358	1.7	100	4880	821	121	0.062	0.096	0.032
BP20-19	358	358.8	0.8	100	1950	735	101	na	na	na
BP20-19	358.8	360.8	2	100	150	77	22	na	na	na
BP20-20	83.3	86	2.7	100	2750	3	83	na	na	na
BP20-20	86	88	2	100	2610	<1	77	na	na	na
BP20-20	88.8	91.6	2.8	100	2770	5	84	na	na	na
BP20-20	92	94	2	90	2760	<1	88	na	na	na
BP20-20	94	95.6	1.6	100	2560	<1	82	na	na	na
BP20-20	96	99	3	100	2660	<1	85	na	na	na

Hole	From m	To m	Interval m	Recovery %	Ni ppm	Cu ppm	Co ppm	Pt g/t	Pd g/t	Au g/t
BP20-20	99	102	3	73	2440	<1	75	na	na	na
BP20-20	102	104.6	2.6	100	2510	<1	78	na	na	na
BP20-20	105	107.2	2.2	100	2460	52	76	na	na	na
BP20-20	107.8	108.5	0.7	100	2560	350	92	na	na	na
BP20-20	109	111.6	2.6	100	2950	4	81	na	na	na
BP20-20	112	113.4	1.4	71	3220	26	91	0.092	0.048	0.005
BP20-20	113.4	116	2.6	85	2970	1	146	0.01	0.023	0.005
BP20-20	116.5	117.5	1	100	2960	1	74	0.023	0.024	0.003
BP20-20	118	120.4	2.4	100	3140	66	73	0.04	0.055	0.008
BP20-20	120.4	122	1.6	100	14200	3340	159	0.361	0.399	0.182
BP20-20	122	124	2	100	9660	2560	161	0.176	0.212	0.152
BP20-20	124	126	2	100	7150	2390	184	0.083	0.081	0.128
BP20-20	126	128	2	100	3900	647	126	0.037	0.04	0.032
BP20-20	128	130	2	100	6600	1110	187	0.074	0.078	0.039
BP20-20	130	131.3	1.3	100	5050	1245	147	0.067	0.055	0.046
BP20-20	131.3	133.3	2	100	3530	407	115	0.053	0.054	0.023
BP20-20	133.3	136	2.7	100	3440	78	110	0.037	0.037	0.007
BP20-20	136	137.9	1.9	100	3220	19	84	0.044	0.033	0.007
BP20-20	137.9	139.6	1.7	100	3810	146	102	0.034	0.037	0.012
BP20-20	139.6	142	2.4	100	3040	53	71	0.012	0.015	0.005
BP20-20	142	145	3	100	3320	2	88	0.024	0.028	0.006
BP20-20	145	148	3	100	3050	3	74	0.021	0.021	0.004
BP20-20	148	151	3	100	3170	2	124	0.03	0.031	0.004
BP20-20	151	154	3	100	3240	3	106	0.026	0.024	0.004
BP20-20	154	157	3	100	3570	3	109	0.026	0.033	0.005
BP20-20	157	160	3	100	2830	5	76	0.018	0.02	0.004
BP20-20	160	163	3	100	3140	182	107	0.036	0.035	0.005
BP20-20	163	166	3	100	2810	13	95	0.025	0.033	0.004
BP20-20	166	169	3	100	2450	6	105	0.006	0.013	0.003
BP20-20	169	172	3	100	2720	3	105	0.011	0.012	0.005
BP20-20	172	175	3	100	3270	1	103	0.014	0.015	0.007
BP20-20	175	177.6	2.6	100	2790	3	114	0.013	0.014	0.003
BP20-20	177.6	179.8	2.2	100	3030	2	93	0.021	0.013	0.003
BP20-20	184.2	184.8	0.6	100	209	64	16	na	na	na
BP20-21	64.4	67.4	3	95	2810	11	68	na	na	na
BP20-21	67.4	70.4	3	95	4540	553	135	0.067	0.093	0.019
BP20-21	70.4	73.4	3	95	6460	1090	132	0.213	0.303	0.041
BP20-21	73.4	76.4	3	95	3420	67	108	0.041	0.043	0.011
BP20-21	76.4	78.4	2	70	3270	156	126	0.027	0.031	0.008
BP20-21	78.4	81	2.6	70	3040	248	118	0.023	0.031	0.009
BP20-21	81	83	2	80	4580	169	138	0.04	0.052	0.011
BP20-21	83	85	2	90	3080	11	95	0.019	0.024	0.004
BP20-21	85	87.8	2.8	70	2980	222	100	0.026	0.033	0.004
BP20-21	102.5	103.15	0.65	100	3300	2270	174	0.282	0.179	0.006
BP20-21	103.15	103.35	0.2	100	10450	4940	585	0.243	0.614	0.012
BP20-21	103.35	103.8	0.45	100	3330	995	165	0.232	0.137	0.007
BP20-22	102.4	105.4	3	95	2480	8	77	na	na	na
BP20-22	105.4	108	2.6	85	2680	12	91	na	na	na
BP20-22	108	110.8	2.8	100	2710	5	88	na	na	na
BP20-22	110.8	112.2	1.4	100	616	5	37	na	na	na
BP20-22	112.2	113.9	1.7	100	2710	4	86	na	na	na
BP20-22	113.9	114.8	0.9	100	2400	54	58	na	na	na

Hole	From m	To m	Interval m	Recovery %	Ni ppm	Cu ppm	Co ppm	Pt g/t	Pd g/t	Au g/t
BP20-22	114.8	117.35	2.55	100	2770	7	96	na	na	na
BP20-22	117.35	120.2	2.85	100	2970	3	88	na	na	na
BP20-22	120.2	123.2	3	100	2720	2	93	na	na	na
BP20-22	123.2	126.2	3	100	2890	4	92	na	na	na
BP20-22	126.2	129.2	3	100	3180	3	108	0.024	0.02	0.005
BP20-22	129.2	132.3	3.1	100	2840	12	96	0.009	0.01	0.004
BP20-22	132.3	135	2.7	70	2510	177	85	0.022	0.02	0.004
BP20-22	135	138	3	100	2190	30	72	0.006	0.002	0.004
BP20-22	138	141	3	100	2700	4	75	<0.005	0.001	0.004
BP20-22	141	144	3	100	1980	17	59	<0.005	0.001	0.003
BP20-22	144	146.1	2.1	100	2440	45	68	<0.005	0.007	0.003
BP20-22	146.1	148	1.9	90	2550	126	80	0.027	0.031	0.007
BP20-22	148	151	3	100	3280	8	108	0.096	0.04	0.005
BP20-22	151	154	3	100	2460	2	97	0.018	0.027	0.003
BP20-22	154	157	3	100	2950	3	86	0.053	0.079	0.003
BP20-22	157	160	3	100	2510	1	82	<0.005	0.008	0.003
BP20-22	160	163	3	100	2810	3	85	0.007	0.008	0.002
BP20-22	163	165	2	100	2410	45	84	<0.005	0.003	0.006
BP20-22	165	167.2	2.2	100	2700	4	82	<0.005	0.006	0.002
BP20-22	167.2	169.7	2.5	100	2670	4	91	<0.005	<0.001	0.002
BP20-22	169.7	172.7	3	100	2730	3	85	0.012	0.001	0.007
BP20-22	172.7	175.7	3	100	3310	5	93	0.062	0.077	0.004
BP20-22	175.7	178.7	3	100	2680	3	87	0.008	0.001	0.002
BP20-22	178.7	181.7	3	100	2710	4	93	0.006	<0.001	0.007
BP20-22	181.7	184.7	3	100	2580	4	85	<0.005	<0.001	0.002
BP20-22	184.7	187.7	3	100	2900	7	93	<0.005	<0.001	0.002
BP20-22	187.7	189	1.3	100	2700	4	86	<0.005	<0.001	0.002
BP20-22	189	191.4	2.4	100	2740	16	90	0.009	0.001	0.002
BP20-22	191.4	194.4	3	100	3580	81	113	0.075	0.101	0.009
BP20-22	194.4	197.4	3	100	3170	10	98	0.005	0.005	0.002
BP20-22	197.4	200.4	3	100	2840	5	98	na	na	na
BP20-22	200.4	202.4	2	100	2750	6	97	na	na	na
BP20-22	202.4	205.4	3	100	2820	5	101	na	na	na
BP20-22	205.4	208.4	3	100	2740	8	134	na	na	na
BP20-22	208.4	211.4	3	100	2730	245	124	na	na	na
BP20-22	211.4	214.4	3	100	2200	298	133	na	na	na
BP20-22	214.4	215.6	1.2	100	2310	7	123	na	na	na
BP20-22	215.6	217.6	2	100	2290	7	91	na	na	na
BP20-22	217.6	219.6	2	100	2850	2	101	na	na	na
BP20-22	219.6	221.6	2	100	2510	6	112	na	na	na
BP20-22	221.6	223.6	2	100	2620	107	140	na	na	na
BP20-22	223.6	225.6	2	100	2380	67	98	na	na	na
BP20-22	225.6	227.6	2	100	2690	5	100	na	na	na
BP20-22	227.6	230	2.4	100	2780	4	92	na	na	na
BP20-22	230	233	3	100	2670	9	96	na	na	na
BP20-22	233	236	3	100	2790	13	89	na	na	na
BP20-22	236	239	3	100	2840	14	93	na	na	na
BP20-22	239	242	3	100	3020	52	101	na	na	na
BP20-22	242	245	3	100	2680	14	88	na	na	na
BP20-22	245	248	3	95	2470	6	88	na	na	na
BP20-22	248	251	3	100	3420	5	87	na	na	na
BP20-22	251	254	3	100	2440	4	81	na	na	na

Hole	From m	To m	Interval m	Recovery %	Ni ppm	Cu ppm	Co ppm	Pt g/t	Pd g/t	Au g/t
BP20-22	254	257	3	100	2750	7	85	na	na	na
BP20-22	257	259.2	2.2	100	2830	21	84	na	na	na
BP20-22	259.2	261.8	2.6	100	53	17	6	na	na	na
BP20-22	261.8	262.7	0.9	100	2640	368	102	na	na	na
BP20-22	262.7	263.9	1.2	100	2410	181	95	na	na	na
BP20-23	83.7	85.1	1.4	100	2520	16	78	na	na	na
BP20-23	85.1	87	1.9	95	2460	14	76	na	na	na
BP20-23	87	89.2	2.2	95	2630	13	84	na	na	na
BP20-23	89.2	89.8	0.6	100	455	266	50	na	na	na
BP20-23	89.8	92	2.2	100	2520	14	77	na	na	na
BP20-23	92	94	2	100	2810	13	84	na	na	na
BP20-23	94	97	3	100	2690	8	85	na	na	na
BP20-23	97	99.3	2.3	100	2300	21	80	na	na	na
BP20-23	99.3	101.3	2	100	2630	13	88	na	na	na
BP20-23	101.3	103.6	2.3	100	2730	17	87	na	na	na
BP20-23	103.6	105.95	2.35	100	5860	327	99	0.159	0.191	0.049
BP20-23	105.95	108	2.05	100	18200	2800	145	0.471	0.594	0.123
BP20-23	108	109.6	1.6	100	14350	2080	180	0.378	0.413	0.104
BP20-23	109.6	111.6	2	100	11800	1775	174	0.253	0.321	0.066
BP20-23	111.6	113.6	2	100	9650	1420	158	0.167	0.28	0.083
BP20-23	113.6	115.6	2	100	12350	2030	191	0.23	0.29	0.084
BP20-23	115.6	117.6	2	100	8180	1265	160	0.148	0.188	0.039
BP20-23	117.6	119.8	2.2	100	4900	571	129	0.083	0.115	0.03
BP20-23	119.8	121	1.2	100	2530	47	99	0.016	0.02	0.006
BP20-23	121	123	2	100	3390	148	111	0.029	0.055	0.01
BP20-23	123	125	2	100	2610	20	99	0.006	0.007	0.005
BP20-23	125	128	3	100	2540	13	103	0.013	0.02	0.004
BP20-23	128	130	2	100	4160	113	116	0.058	0.101	0.016
BP20-23	130	132	2	100	5960	432	119	0.201	0.315	0.033
BP20-23	132	133.5	1.5	100	3360	191	101	0.054	0.046	0.014
BP20-23	133.5	134.8	1.3	100	3740	321	114	0.05	0.071	0.014
BP20-23	134.8	137	2.2	100	1680	170	64	0.022	0.027	0.006
BP20-23	137	138.35	1.35	100	4540	301	118	0.059	0.083	0.02
BP20-23	138.35	140.6	2.25	100	3970	196	107	0.04	0.059	0.023
BP20-23	140.6	143	2.4	100	3480	103	99	0.118	0.116	0.018
BP20-23	143	144.5	1.5	100	3770	77	92	0.145	0.17	0.018
BP20-23	144.5	145.8	1.3	100	4230	100	107	0.027	0.045	0.01
BP20-23	145.8	147.15	1.35	100	2790	139	67	0.08	0.061	0.007
BP20-23	147.15	149.25	2.1	100	6020	601	151	0.096	0.108	0.016
BP20-23	149.25	151.2	1.95	100	3740	338	139	0.037	0.036	0.008
BP20-23	151.2	153	1.8	100	1785	795	86	0.007	0.012	0.003
BP20-23	153	155.8	2.8	90	3480	328	136	0.032	0.027	0.005
BP20-23	155.8	156.5	0.7	100	612	655	49	<0.005	0.005	0.004
BP20-23	156.5	158	1.5	100	2530	408	119	0.013	0.013	0.003
BP20-23	158	159.7	1.7	100	2520	129	105	0.008	0.012	0.003
BP20-23	159.7	160.4	0.7	100	1785	2670	61	0.01	0.015	0.025
BP20-23	160.4	162	1.6	100	3500	211	131	0.019	0.032	0.011
BP20-23	162	164	2	100	2540	11	82	0.045	0.013	0.004
BP20-23	164	167	3	95	2990	110	98	0.014	0.018	0.018
BP20-23	167	169	2	100	3510	214	126	0.038	0.036	0.007
BP20-23	169	171	2	65	2260	32	89	0.006	0.006	0.002
BP20-23	171	173.6	2.6	100	3750	201	116	0.034	0.041	0.01

Hole	From m	To m	Interval m	Recovery %	Ni ppm	Cu ppm	Co ppm	Pt g/t	Pd g/t	Au g/t
BP20-23	173.6	174.7	1.1	100	48	23	6	na	na	na
BP20-24	53.05	55.1	2.05	100	6400	507	129	na	na	na
BP20-24	55.1	57	1.9	100	11650	1780	200	na	na	na
BP20-24	57	59	2	100	6550	760	142	na	na	na
BP20-24	59	60.5	1.5	100	3220	193	127	na	na	na
BP20-24	60.5	62.4	1.9	89	3210	754	91	na	na	na
BP20-24	62.4	64	1.6	100	3200	162	117	na	na	na
BP20-24	64	66	2	100	3240	69	105	na	na	na
BP20-24	66	68	2	100	2840	104	91	na	na	na
BP20-24	68	70.3	2.3	100	2710	302	116	na	na	na
BP20-24	70.3	72.1	1.8	100	2240	119	98	na	na	na
BP20-24	72.1	73.6	1.5	100	2480	305	138	na	na	na
BP20-24	73.6	74.6	1	100	2690	631	129	na	na	na
BP20-24	74.6	76.6	2	100	3620	566	152	na	na	na
BP20-24	76.6	78.6	2	100	2430	232	113	na	na	na
BP20-24	78.6	79.7	1.1	100	2070	122	120	na	na	na
BP20-24	79.7	81.4	1.7	100	2940	113	148	na	na	na
BP20-24	81.4	82.4	1	100	2250	227	81	na	na	na
BP20-24	87.75	89.8	2.05	100	3500	295	128	na	na	na
BP20-24	89.8	91.8	2	100	3510	56	123	na	na	na
BP20-24	91.8	93	1.2	100	3490	391	128	na	na	na
BP20-24	93	94.6	1.6	100	3250	120	123	na	na	na
BP20-24	94.6	96.6	2	100	3810	1340	172	na	na	na
BP20-24	96.6	98.8	2.2	100	3200	85	123	na	na	na
BP20-24	99	100.4	1.4	100	3380	12	125	na	na	na
BP20-24	100.8	103.4	2.6	100	3420	41	124	na	na	na
BP20-24	103.6	105.5	1.9	100	3800	554	127	na	na	na
BP20-24	105.5	107.6	2.1	100	3050	106	117	na	na	na
BP20-24	107.6	109.4	1.8	100	2850	177	115	na	na	na
BP20-24	109.6	111.55	1.95	100	2280	91	102	na	na	na
BP20-24	111.55	112	0.45	100	2020	1440	168	na	na	na
BP20-24	112	113.2	1.2	100	2220	207	99	na	na	na
BP20-25	86	89	3	100	2930	5	86	na	na	na
BP20-25	89.5	91	1.5	100	2660	7	76	na	na	na
BP20-25	91	94	3	100	3050	8	92	na	na	na
BP20-25	94	97	3	100	2980	9	85	na	na	na
BP20-25	97	100	3	90	2890	121	87	na	na	na
BP20-25	100	102	2	100	2810	28	87	na	na	na
BP20-25	102	104.2	2.2	100	2830	10	85	na	na	na
BP20-25	104.2	106.5	2.3	100	2790	36	83	na	na	na
BP20-25	106.5	107	0.5	100	1900	329	61	na	na	na
BP20-26	50.5	53.15	2.65	100	581	523	75	na	na	na
BP20-26	53.15	53.8	0.65	100	2730	496	56	na	na	na
BP20-26	53.8	55.7	1.9	100	1500	281	67	na	na	na
BP20-26	55.7	58.2	2.5	100	1255	433	52	na	na	na
BP20-26	58.2	60.2	2	100	4250	496	79	0.017	0.021	0.003
BP20-26	60.2	62.2	2	100	5970	492	139	0.032	0.034	0.011
BP20-26	62.2	64.6	2.4	100	3490	135	98	0.022	0.017	0.013
BP20-26	64.6	65.8	1.2	100	5830	817	119	0.039	0.037	0.028
BP20-26	65.8	67.9	2.1	100	8530	1350	156	0.069	0.078	0.02
BP20-26	67.9	68.65	0.75	100	5900	921	127	0.037	0.044	0.024
BP20-26	68.65	70.6	1.95	100	8740	1250	192	0.055	0.058	0.021

Hole	From m	To m	Interval m	Recovery %	Ni ppm	Cu ppm	Co ppm	Pt g/t	Pd g/t	Au g/t
BP20-26	70.6	71.7	1.1	100	5710	2020	124	0.013	0.031	0.021
BP20-26	71.7	73.7	2	100	11700	1740	212	0.07	0.081	0.036
BP20-26	73.7	75.7	2	100	14050	2520	243	0.095	0.103	0.044
BP20-26	75.7	77.7	2	100	15200	2580	249	0.074	0.12	0.04
BP20-26	77.7	79.7	2	100	17350	3110	242	0.114	0.129	0.054
BP20-26	79.7	80.8	1.1	100	9300	1540	157	0.043	0.066	0.024
BP20-26	80.8	82.25	1.45	100	13350	2430	213	0.123	0.107	0.042
BP20-26	82.25	83.8	1.55	100	11150	2040	192	0.087	0.087	0.032
BP20-26	83.8	85.4	1.6	100	12200	1850	197	0.09	0.092	0.038
BP20-26	85.4	87.1	1.7	100	7880	1050	150	0.056	0.052	0.022
BP20-26	87.4	88.6	1.2	100	6620	1160	141	0.031	0.046	0.021
BP20-26	88.6	90.45	1.85	100	4570	604	125	0.023	0.019	0.008
BP20-26	90.45	92.7	2.25	100	7610	1640	156	0.034	0.043	0.045
BP20-26	92.7	93.7	1	100	2940	135	97	0.007	0.01	0.004
BP20-26	93.7	95.8	2.1	100	4720	589	129	0.019	0.024	0.01
BP20-26	95.8	98.1	2.3	100	8400	1400	186	0.069	0.063	0.014
BP20-26	98.1	99.1	1	100	4540	312	132	0.015	0.02	0.008
BP20-26	99.1	100.7	1.6	100	6600	742	150	0.028	0.043	0.018
BP20-26	100.7	103.1	2.4	100	11550	2020	211	0.09	0.094	0.035
BP20-26	103.1	103.6	0.5	100	4710	688	123	0.032	0.026	0.014
BP20-26	103.6	105.6	2	100	13300	2590	274	0.12	0.111	0.034
BP20-26	105.6	107.6	2	100	13750	2560	267	0.134	0.122	0.039
BP20-26	107.6	109.6	2	100	14550	2370	275	0.241	0.129	0.039
BP20-26	109.6	111.1	1.5	100	17000	3000	307	0.08	0.182	0.052
BP20-26	111.1	112.6	1.5	100	13900	2940	282	0.203	0.154	0.062
BP20-26	112.6	114.4	1.8	83	3340	136	95	0.032	0.028	0.007
BP20-26	114.7	116.35	1.65	100	3750	130	99	0.028	0.061	0.009
BP20-26	116.35	118.4	2.05	100	3050	16	72	na	na	na
BP20-27	58.5	60	1.5	100	1185	97	45	<0.005	0.004	0.005
BP20-27	60	61.5	1.5	60	939	127	42	0.005	0.003	0.003
BP20-27	61.5	63.5	2	80	3600	716	88	0.021	0.026	0.007
BP20-27	63.5	64.5	1	100	12250	737	228	0.113	0.078	0.025
BP20-27	64.5	65.2	0.7	100	9360	722	181	0.061	0.065	0.023
BP20-27	65.2	67.2	2	100	8890	1295	211	0.062	0.065	0.03
BP20-27	67.2	69.2	2	100	10350	1480	206	0.105	0.089	0.033
BP20-27	69.2	71.2	2	100	16100	2210	285	0.377	0.14	0.039
BP20-27	71.2	73.2	2	100	13350	1090	232	0.077	0.112	0.029
BP20-27	73.2	75.2	2	100	15700	1690	258	0.171	0.152	0.04
BP20-27	75.2	77.2	2	100	10750	1780	196	0.101	0.103	0.043
BP20-27	77.2	78.5	1.3	100	16700	2570	280	0.166	0.148	0.042
BP20-27	78.5	79.75	1.25	100	17450	2860	300	0.162	0.168	0.065
BP20-27	79.75	81	1.25	80	3360	571	108	0.031	0.029	0.01
BP20-27	81	82.9	1.9	100	2770	11	116	0.016	0.01	0.006
BP20-27	82.9	83.8	0.9	100	6780	1195	159	0.062	0.06	0.025
BP20-27	83.8	84.9	1.1	100	2490	270	66	0.022	0.026	0.009
BP20-27	84.9	86.5	1.6	100	9700	1480	182	0.097	0.119	0.061
BP20-27	86.5	88.4	1.9	100	6840	1145	167	0.069	0.075	0.027
BP20-27	88.4	90.4	2	100	5520	776	165	0.038	0.042	0.019
BP20-27	90.4	92.3	1.9	100	3940	309	121	0.049	0.069	0.013
BP20-27	92.3	94.3	2	100	4770	512	135	0.088	0.086	0.023
BP20-27	94.3	95.2	0.9	100	3820	224	123	0.039	0.06	0.012
BP20-27	95.2	96	0.8	100	9400	1015	167	0.165	0.222	0.031

Hole	From m	To m	Interval m	Recovery %	Ni ppm	Cu ppm	Co ppm	Pt g/t	Pd g/t	Au g/t
BP20-27	96	98.2	2.2	100	6790	947	147	0.056	0.097	0.026
BP20-27	98.2	100	1.8	100	7080	916	154	0.061	0.081	0.027
BP20-27	100	102	2	100	8530	1125	174	0.082	0.102	0.036
BP20-27	102	104	2	100	10850	1270	187	0.141	0.151	0.034
BP20-27	104	105	1	100	5300	324	123	0.052	0.068	0.01
BP20-27	105	106.9	1.9	100	3850	162	106	0.03	0.037	0.004
BP20-27	106.9	108	1.1	30	1790	114	56	0.013	0.019	0.004
BP20-27	108	110.1	2.1	100	4860	1520	140	0.035	0.041	0.024
BP20-27	110.1	112.1	2	100	7780	1340	170	0.072	0.073	0.05
BP20-27	112.1	113.8	1.7	70	3480	41	92	0.037	0.035	0.006
BP20-27	113.8	114.8	1	100	4170	20	99	0.023	0.034	0.007
BP20-27	114.8	116.5	1.7	55	2810	82	67	0.018	0.025	0.004
BP20-27	116.5	118.3	1.8	90	10700	1370	217	0.072	0.103	0.047
BP20-27	118.3	119.5	1.2	100	9980	1095	217	0.084	0.093	0.023
BP20-27	119.5	120.8	1.3	100	12050	1850	233	0.115	0.111	0.053
BP20-27	120.8	122.8	2	100	11500	2080	237	0.084	0.11	0.053
BP20-27	122.8	124.8	2	100	11600	2200	256	0.079	0.1	0.035
BP20-27	124.8	126.8	2	100	10200	2050	239	0.096	0.095	0.033
BP20-27	126.8	128.7	1.9	100	9690	2020	274	0.075	0.075	0.026
BP20-27	128.7	131	2.3	50	9650	1900	232	0.063	0.067	0.028
BP20-27	131	132	1	100	12550	2470	253	0.166	0.115	0.037
BP20-27	132	133.3	1.3	100	11450	2500	243	0.081	0.09	0.038
BP20-27	133.3	134.3	1	100	7470	2240	189	0.042	0.054	0.059
BP20-27	134.3	136.3	2	100	3070	19	83	0.113	0.107	0.003
BP20-27	136.3	138.1	1.8	100	2150	14	97	0.125	0.062	0.002
BP20-27	138.1	139.5	1.4	100	1160	54	48	<0.005	<0.001	0.001
BP20-27	139.5	140.6	1.1	100	2060	84	82	<0.005	0.001	0.001
BP20-27	140.6	141.5	0.9	100	1160	40	59	<0.005	<0.001	0.001
BP20-27	141.5	143.5	2	100	2780	15	89	<0.005	0.001	0.001
BP20-27	143.5	145	1.5	100	2870	4	91	<0.005	0.001	0.002
BP20-27	145	146.3	1.3	100	2930	1	88	0.065	0.001	0.002
BP20-27	146.3	147.5	1.2	80	1505	28	70	0.011	0.006	0.001
BP20-27	147.5	150.5	3	100	2770	4	87	<0.005	0.001	0.001
BP20-27	150.5	153.5	3	100	2890	4	94	<0.005	0.001	0.001
BP20-27	153.5	156.5	3	100	2790	39	86	<0.005	<0.001	0.002
BP20-27	156.5	158	1.5	60	14550	1885	349	0.02	0.008	0.016
BP20-27	158	159.3	1.3	100	6790	666	186	<0.005	0.003	0.002
BP20-27	159.3	160	0.7	100	74400	5860	1915	0.016	0.011	0.004
BP20-27	160	163	3	80	2620	29	82	<0.005	0.001	0.001
BP20-27	163	166	3	100	2610	14	80	<0.005	<0.001	0.001
BP20-27	166	168	2	100	2740	14	82	<0.005	0.001	<0.001
BP20-27	168	169.5	1.5	100	2560	14	77	0.033	0.005	0.005
BP20-27	169.5	172.5	3	100	2600	21	81	<0.005	<0.001	0.001
BP20-27	172.5	175.5	3	100	2810	30	86	<0.005	<0.001	0.001
BP20-27	175.5	178.5	3	100	2530	16	79	<0.005	0.002	0.002
BP20-27	178.5	181.5	3	100	2550	14	78	<0.005	0.002	0.001
BP20-27	181.5	184.5	3	100	2570	13	80	<0.005	0.001	0.002
BP20-27	184.5	187.5	3	100	2570	11	80	0.009	0.002	0.002
BP20-27	187.5	190.5	3	100	2590	10	82	0.005	0.002	0.002
BP20-27	190.5	193.5	3	100	2560	12	78	<0.005	0.001	0.002
BP20-27	193.5	196.5	3	100	2610	13	80	<0.005	0.001	0.001
BP20-27	196.5	198.5	2	100	2650	10	80	<0.005	0.002	0.002

Hole	From m	To m	Interval m	Recovery %	Ni ppm	Cu ppm	Co ppm	Pt g/t	Pd g/t	Au g/t
BP20-27	198.5	201.5	3	100	2720	12	81	0.006	0.002	0.001
BP20-27	201.5	204.5	3	100	2610	15	75	0.007	0.002	0.005
BP20-27	204.5	207.5	3	100	2620	20	74	<0.005	0.002	0.007
BP20-27	207.5	210.5	3	100	2740	15	78	0.006	0.003	0.002
BP20-27	210.5	213.5	3	100	2750	10	78	0.006	0.002	0.001
BP20-27	213.5	216.5	3	100	2670	14	78	0.005	0.002	0.003
BP20-27	216.5	219.5	3	100	2650	11	79	<0.005	0.002	0.002
BP20-27	219.5	222.4	2.9	100	2630	7	80	<0.005	0.002	0.002
BP20-27	222.4	223	0.6	100	1935	12	58	0.006	0.002	0.001
BP20-27	223	226	3	100	2630	10	76	<0.005	0.002	0.001
BP20-27	226	229	3	100	2590	10	76	0.006	0.002	0.001
BP20-27	229	232	3	100	2540	12	78	<0.005	0.003	<0.001
BP20-27	232	235	3	100	2670	18	80	0.005	0.002	0.001
BP20-27	235	238	3	100	2570	43	76	<0.005	0.003	0.001
BP20-27	238	241	3	100	2590	14	77	<0.005	0.003	0.001
BP20-27	241	244	3	100	2630	10	78	0.01	0.002	0.002
BP20-27	244	247	3	100	2610	10	78	<0.005	0.002	0.001
BP20-27	247	250	3	100	2540	12	79	0.007	0.002	0.001
BP20-27	250	253	3	100	2730	15	82	0.008	0.002	0.002
BP20-27	253	256	3	100	2690	14	82	0.006	0.002	0.003
BP20-27	256	259	3	100	2650	25	81	0.006	0.002	0.003
BP20-27	259	262	3	100	2560	14	80	0.027	0.008	0.001
BP20-27	262	265	3	100	2720	15	84	<0.005	0.001	0.004
BP20-27	265	268	3	100	2690	20	80	0.005	0.002	0.002
BP20-27	268	271	3	100	2560	18	78	0.018	0.015	0.001
BP20-27	271	274	3	100	2690	14	83	0.01	0.003	0.001
BP20-27	274	277	3	100	2640	12	81	<0.005	0.001	0.004
BP20-27	277	280	3	100	2810	21	88	0.036	0.004	0.002
BP20-27	280	281.2	1.2	100	2550	19	79	<0.005	0.002	0.001
BP20-27	281.2	282	0.8	100	161	265	45	<0.005	<0.001	0.003
BP20-27	282	285	3	100	2450	16	76	<0.005	0.003	0.001
BP20-27	285	288	3	100	2470	12	81	<0.005	0.002	0.001
BP20-27	288	291	3	100	2490	15	79	<0.005	0.002	0.003
BP20-27	291	293	2	100	2530	27	79	0.005	0.002	0.001
BP20-27	293	295	2	100	2550	17	81	0.017	0.003	0.002
BP20-27	295	297	2	100	2550	17	82	<0.005	0.002	0.001
BP20-27	297	299	2	100	2720	12	87	0.014	0.002	0.001
BP20-27	299	301	2	100	2540	26	83	0.015	0.002	0.001
BP20-27	301	302.5	1.5	100	2590	17	85	<0.005	0.002	0.001
BP20-28	18.1	20	1.9	100	2720	41	112	0.017	0.021	0.001
BP20-28	20	22	2	100	3080	167	119	0.028	0.033	0.007
BP20-28	22	23.45	1.45	100	3320	367	140	0.022	0.031	0.011
BP20-28	23.45	25.4	1.95	100	3840	24	125	0.066	0.086	0.006
BP20-28	25.4	27	1.6	100	3250	647	138	0.033	0.033	0.002
BP20-28	27	28.6	1.6	100	3640	679	158	0.03	0.028	<0.001
BP20-28	28.6	30.3	1.7	100	6860	1600	211	0.061	0.059	0.003
BP20-28	30.3	31.8	1.5	100	8810	996	179	0.095	0.095	0.011
BP20-28	31.8	33	1.2	100	3320	360	131	0.024	0.029	0.017
BP20-28	33	34.5	1.5	100	2440	66	116	0.019	0.02	0.001
BP20-28	34.5	36.5	2	100	2510	9	110	<0.005	0.002	<0.001
BP20-28	36.5	38.5	2	100	2710	7	104	0.007	0.007	0.005
BP20-28	38.5	40.5	2	100	2680	3	98	0.009	0.013	0.014

Hole	From m	To m	Interval m	Recovery %	Ni ppm	Cu ppm	Co ppm	Pt g/t	Pd g/t	Au g/t
BP20-28	40.5	42.5	2	100	2790	7	96	<0.005	0.003	0.002
BP20-28	42.5	44.5	2	100	2700	6	87	<0.005	0.001	0.002
BP20-28	44.5	46.5	2	100	2750	14	91	0.009	0.005	<0.001
BP20-28	46.5	48.6	2.1	100	5410	442	140	0.038	0.046	0.017
BP20-28	48.6	50	1.4	100	4390	489	133	0.021	0.02	0.008
BP20-28	50	52	2	100	2590	133	135	0.011	0.013	0.003
BP20-28	52	54	2	100	5010	1265	181	0.041	0.038	0.017
BP20-28	54	56	2	100	5650	1095	164	0.048	0.053	0.024
BP20-28	56	57.25	1.25	100	6790	1160	172	0.077	0.086	0.011
BP20-28	57.25	58.55	1.3	100	3710	282	116	0.027	0.035	0.004
BP20-28	58.55	60.4	1.85	100	3420	24	140	0.027	0.036	0.004
BP20-28	60.4	62.4	2	100	2810	5	147	0.009	0.014	0.001
BP20-28	62.4	64.4	2	100	2760	22	102	0.012	0.02	0.001
BP20-28	64.4	65.8	1.4	100	2630	147	90	0.023	0.018	0.003
BP20-28	65.8	67.2	1.4	100	7830	1100	138	0.096	0.104	0.02
BP20-28	67.2	68.35	1.15	100	6670	783	136	0.073	0.08	0.02
BP20-28	68.35	70.3	1.95	100	10150	2340	170	0.094	0.095	0.053
BP20-28	70.3	72.3	2	100	7980	964	159	0.101	0.098	0.026
BP20-28	72.3	74.55	2.25	100	12150	2180	184	0.135	0.157	0.059
BP20-28	74.55	76.5	1.95	100	6760	822	128	0.085	0.092	0.031
BP20-28	76.5	78.5	2	100	7430	841	142	0.09	0.081	0.029
BP20-28	78.5	80.2	1.7	100	4000	42	114	0.044	0.045	0.021
BP20-28	80.2	82.2	2	100	5010	432	128	0.062	0.071	0.017
BP20-28	82.2	83.9	1.7	100	11600	1755	186	0.147	0.194	0.098
BP20-28	83.9	85.5	1.6	100	2980	16	94	0.019	0.018	0.012
BP20-28	85.5	86.2	0.7	100	4470	432	111	0.04	0.044	0.009
BP20-28	86.2	87.1	0.9	100	2560	17	79	0.029	0.03	0.001
BP20-28	87.1	89.1	2	100	3640	111	91	0.159	0.13	0.005
BP20-28	89.1	91.15	2.05	100	3420	100	104	0.052	0.077	0.01
BP20-28	91.15	93.3	2.15	100	3170	34	174	0.057	0.054	0.01
BP20-28	93.3	95.3	2	100	4740	167	165	0.165	0.161	0.019
BP20-28	95.3	97.6	2.3	100	6320	667	129	0.263	0.339	0.034
BP20-28	97.6	99.6	2	100	3880	210	125	0.183	0.183	0.01
BP20-28	99.6	101	1.4	100	3640	79	102	0.101	0.112	0.006
BP20-28	101	102.4	1.4	100	3650	6	87	0.095	0.108	0.006
BP20-28	102.4	104.5	2.1	100	3120	8	66	0.042	0.042	0.002
BP20-28	105	105.5	0.5	100	164	132	44	<0.005	<0.001	<0.001
BP20-28	105.5	107	1.5	100	2650	8	82	0.016	0.013	0.003
BP20-28	107	108.9	1.9	100	3260	170	97	0.026	0.026	0.002
BP20-28	108.9	110.6	1.7	100	6290	1705	204	0.054	0.055	0.02
BP20-28	110.6	111.4	0.8	100	3070	102	99	0.075	0.057	0.003
BP20-28	111.4	113.1	1.7	100	6310	1390	163	0.037	0.048	0.019
BP20-28	113.1	115	1.9	100	3170	49	114	0.015	0.014	0.003
BP20-28	115	117	2	100	3880	30	194	0.036	0.049	0.002
BP20-28	117	118.9	1.9	100	2910	6	198	0.015	0.015	<0.001
BP20-28	118.9	120.9	2	100	2900	10	193	0.021	0.017	<0.001
BP20-28	120.9	122.9	2	80	2690	2	119	0.016	0.015	<0.001
BP20-28	122.9	124.9	2	100	3200	52	107	0.058	0.089	0.003
BP20-28	124.9	126.4	1.5	100	6300	1365	143	0.042	0.044	0.032
BP20-28	126.4	128.15	1.75	100	5360	939	164	0.039	0.041	0.02
BP20-28	128.15	129.4	1.25	100	3510	252	147	0.032	0.046	0.008
BP20-28	129.4	131.2	1.8	100	2800	347	143	0.031	0.049	0.008

Hole	From m	To m	Interval m	Recovery %	Ni ppm	Cu ppm	Co ppm	Pt g/t	Pd g/t	Au g/t
BP20-28	131.2	132.2	1	100	4690	1055	178	0.044	0.049	0.014
BP20-28	132.2	133.85	1.65	100	4620	1290	178	0.035	0.037	0.023
BP20-28	133.85	135.9	2.05	100	5990	1745	229	0.046	0.056	0.014
BP20-28	135.9	138.15	2.25	100	6950	1520	195	0.075	0.076	0.021
BP20-28	138.15	138.85	0.7	100	4210	520	143	0.068	0.072	0.014
BP20-28	138.85	140.4	1.55	100	6360	1375	157	0.061	0.077	0.028
BP20-28	140.4	142.4	2	100	7420	1730	172	0.081	0.097	0.03
BP20-28	142.4	144.15	1.75	100	4120	515	140	0.049	0.053	0.016
BP20-28	144.15	146.2	2.05	100	6160	1320	170	0.091	0.098	0.024
BP20-28	146.2	147.4	1.2	100	4510	1140	135	0.047	0.05	0.016
BP20-28	147.4	149	1.6	100	8850	2510	191	0.079	0.081	0.027
BP20-28	149	150.3	1.3	100	6760	621	133	0.046	0.066	0.032
BP20-28	150.3	152.3	2	100	3310	52	88	0.055	0.053	0.004
BP20-28	152.3	154.3	2	100	4050	290	111	0.029	0.04	0.019
BP20-28	154.3	156.3	2	100	4400	926	128	0.045	0.053	0.019
BP20-28	156.3	158	1.7	100	3050	514	128	0.01	0.015	0.027
BP20-28	158	161	3	100	3360	5	129	0.078	0.058	0.007
BP20-28	161	164	3	100	2520	1	84	0.032	0.02	0.004
BP20-28	164	167	3	100	2760	3	89	0.007	0.006	0.003
BP20-28	167	170	3	100	2450	6	92	0.009	0.013	0.003
BP20-28	170	173	3	100	2620	3	105	0.008	0.006	0.004
BP20-28	173	176	3	100	2870	1	94	0.006	0.006	0.004
BP20-28	176	179	3	100	2560	9	90	0.013	0.003	0.003
BP20-28	179	182	3	100	2800	1	91	0.065	0.002	0.003
BP20-28	182	184	2	100	3070	2	95	0.105	0.059	0.006
BP20-28	184	185.4	1.4	100	2840	7	82	0.11	0.049	0.004
BP20-28	185.4	188.4	3	100	2830	44	87	0.02	0.003	0.003
BP20-28	188.4	191.4	3	100	2740	32	90	0.028	0.007	0.003
BP20-28	191.4	193.45	2.05	100	2790	27	87	0.029	0.009	0.014
BP20-28	193.45	196.4	2.95	100	2530	15	81	0.007	0.002	0.002
BP20-28	196.4	198.7	2.3	100	2440	13	78	<0.005	0.001	0.003
BP20-28	198.7	201	2.3	100	2800	23	89	<0.005	0.004	0.003
BP20-28	201	204	3	100	2760	19	89	0.01	0.01	0.002
BP20-28	204	205	1	100	2380	10	81	<0.005	0.001	0.002
BP20-28	205	207.95	2.95	100	2620	27	87	0.006	0.012	0.002
BP20-28	207.95	208.25	0.3	100	1380	76	41	0.012	0.001	0.003
BP20-28	208.25	211	2.75	100	3040	55	91	0.01	0.006	0.004
BP20-28	211	211.3	0.3	100	1180	2010	37	0.014	0.019	0.033
BP20-28	211.3	213	1.7	100	2640	45	83	0.011	0.001	0.003
BP20-28	213	216	3	100	2780	33	87	0.006	0.007	0.004
BP20-28	216	219	3	100	2800	12	86	0.018	0.002	0.003
BP20-28	219	221	2	100	2660	15	85	0.005	0.002	0.006
BP20-28	221	224	3	100	2650	15	85	0.014	0.002	0.003
BP20-28	224	227	3	100	2710	28	85	<0.005	0.002	0.006
BP20-28	227	230	3	100	3440	13	86	0.131	0.138	0.018
BP20-28	230	233	3	100	3550	4	84	0.102	0.121	0.018
BP20-28	233	235.5	2.5	100	3740	13	86	0.103	0.104	0.019
BP20-28	235.5	236.3	0.8	100	7820	401	100	0.53	0.797	0.097
BP20-28	236.3	238.2	1.9	100	20700	3300	134	0.574	0.664	0.178
BP20-28	238.2	239.35	1.15	100	16350	3420	158	0.332	0.44	0.107
BP20-28	239.35	241	1.65	100	6150	609	115	0.067	0.085	0.026
BP20-28	241	242.2	1.2	100	3820	61	115	0.023	0.059	0.016

Hole	From m	To m	Interval m	Recovery %	Ni ppm	Cu ppm	Co ppm	Pt g/t	Pd g/t	Au g/t
BP20-28	242.2	242.6	0.4	100	1120	102	34	0.025	0.013	0.007
BP20-28	242.6	244.8	2.2	100	5950	556	116	0.106	0.14	0.039
BP20-28	244.8	246.8	2	100	6170	512	104	0.147	0.173	0.033
BP20-28	246.8	248	1.2	100	12500	2190	163	0.365	0.497	0.106
BP20-28	248	250.2	2.2	100	7350	837	130	0.359	0.445	0.048
BP20-28	250.2	252	1.8	100	18400	3440	199	0.437	0.602	0.126
BP20-28	252	253.2	1.2	100	14600	2820	150	0.306	0.385	0.099
BP20-28	253.2	254.9	1.7	100	9050	1135	130	0.202	0.283	0.077
BP20-28	254.9	256.5	1.6	100	18000	3030	200	0.476	0.8	0.113
BP20-28	256.5	258	1.5	100	20500	3480	178	0.756	0.934	0.286
BP20-28	258	259.7	1.7	100	14050	1465	148	0.452	0.569	0.127
BP20-28	259.7	261.8	2.1	100	8990	403	134	0.248	0.365	0.067
BP20-28	261.8	263.15	1.35	100	13050	609	183	0.396	0.479	0.071
BP20-28	263.15	265.2	2.05	100	4910	89	127	0.088	0.129	0.02
BP20-28	265.2	267.2	2	100	2910	4	114	0.047	0.059	0.006
BP20-28	267.2	269.2	2	100	3240	6	138	0.048	0.043	0.004
BP20-28	269.2	271.2	2	100	2660	4	95	0.01	0.009	0.005
BP20-28	271.2	273.1	1.9	100	3240	234	92	0.043	0.08	0.013
BP20-28	273.1	274.2	1.1	100	6210	365	135	0.359	0.366	0.019
BP20-28	274.2	276.5	2.3	100	13250	747	235	0.366	0.475	0.036
BP20-28	276.5	278.5	2	100	7660	457	162	0.246	0.247	0.025
BP20-28	278.5	279.3	0.8	100	4860	26	120	0.209	0.209	0.013
BP20-28	279.3	280.4	1.1	100	12750	672	186	0.32	0.403	0.098
BP20-28	280.4	282.3	1.9	100	4940	181	135	0.092	0.119	0.009
BP20-28	282.3	284.3	2	100	4300	53	122	0.124	0.105	0.013
BP20-28	284.3	286.3	2	100	2920	4	75	0.011	0.028	0.004
BP20-28	286.3	288.3	2	100	2690	5	73	0.005	0.007	0.003
BP20-28	288.3	290.2	1.9	100	2660	2	73	<0.005	0.002	0.003
BP20-28	290.2	292.3	2.1	100	4310	11	162	0.011	0.028	0.005
BP20-28	292.3	294.3	2	100	3630	7	89	0.058	0.083	0.008
BP20-28	294.3	296.3	2	100	4360	109	148	0.029	0.033	0.008
BP20-28	296.3	298.3	2	100	3640	13	110	0.035	0.03	0.01
BP20-28	298.3	300.3	2	100	3200	37	96	0.033	0.032	0.003
BP20-28	300.3	301.2	0.9	100	2700	9	69	<0.005	0.001	0.005

Appendix One

JORC Code, 2012 Edition | 'Table 1' Report

Section 1 Sampling Techniques and Data

(Criteria in this section apply to all succeeding sections).

Criteria	JORC Code explanation	Commentary
Sampling techniques	<ul style="list-style-type: none"> Nature and quality of sampling (e.g. cut channels, random chips, or specific specialised industry standard measurement tools appropriate to the minerals under investigation, such as down hole gamma sondes, or handheld XRF instruments, etc). These examples should not be taken as limiting the broad meaning of sampling. Measures taken to ensure sample representivity and the appropriate calibration of any measurement tools or systems used. Aspects of the determination of mineralisation that are Material to the Public Report. In cases where 'industry standard' work has been done this would be relatively simple (e.g. 'reverse circulation drilling was used to obtain 1 m samples from which 3 kg was pulverised to produce a 30 g charge for fire assay'). In other cases, more explanation may be required, such as where there is coarse gold that has inherent sampling problems. Unusual commodities or mineralisation types (e.g. submarine nodules) may warrant disclosure of detailed information. 	<ul style="list-style-type: none"> Assays are reported for 4 diamond core drill holes for a total of 1031 m of drilling. The drill core was cut by diamond core saw and continuous quarter (NQ) core sample taken for assay according to lithological criteria in intervals ranging from 0.3 m to 3 m with a mean and mode of 1.9 m. Sample weights for assay ranged from approx. 0.4 to 5 kg with a mean of c. 2 kg. Drilling and sampling were both supervised by a suitably qualified geologist. For the Company's best understanding of previous owner's drilling please refer to previous Blackstone Minerals' announcements to the ASX and additionally available from http://blackstoneminerals.com.au.
Drilling techniques	<ul style="list-style-type: none"> Drill type (e.g. core, reverse circulation, open-hole hammer, rotary air blast, auger, Bangka, sonic, etc) and details (e.g. core diameter, triple or standard tube, depth of diamond tails, face-sampling bit or other type, whether core is oriented and if so, by what method, etc). 	<ul style="list-style-type: none"> The drilling was of HQ (64mm) and NQ2 (48mm) diameter and was conducted by Ban Phuc Nickel Mines using a GK-300 diamond coring rig. The holes were orientation surveyed using a Deviflex non-magnetic survey tool.
Drill sample recovery	<ul style="list-style-type: none"> Method of recording and assessing core and chip sample recoveries and results assessed. Measures taken to maximise sample recovery and ensure representative nature of the samples. Whether a relationship exists between sample recovery and grade and whether sample bias may have occurred due to preferential loss/gain of fine/coarse material. 	<ul style="list-style-type: none"> Recoveries were calculated by Ban Phuc Nickel Mines personnel by measuring recovered core length vs downhole interval length. Drill core recovery through the reported mineralised zones averaged 98 %. There is no discernible correlation between grades and core recovery.
Logging	<ul style="list-style-type: none"> Whether core and chip samples have been geologically and geotechnically logged to a level of detail to support appropriate Mineral Resource estimation, mining studies and metallurgical studies. Whether logging is qualitative or quantitative in nature. Core (or costean, channel, etc.) photography. The total length and percentage of the relevant intersections logged. 	<ul style="list-style-type: none"> All of the drill core was qualitatively geologically logged by a suitably qualified Ban Phuc Nickel Mines geologist. Sulfide mineral abundances were visually estimated. The detail of geological logging is considered sufficient for mineral exploration. Some 4 holes for 1031 m were logged and 668 m selected for assay on the basis of the visual presence of sulfides.
Sub-sampling techniques and sample preparation	<ul style="list-style-type: none"> If core, whether cut or sawn and whether quarter, half or all core taken. If non-core, whether riffled, tube sampled, rotary split, etc. and whether sampled wet or dry. For all sample types, the nature, quality and appropriateness of the sample preparation technique. Quality control procedures adopted for all sub-sampling stages to maximise representivity of samples. 	<ul style="list-style-type: none"> The NQ and HQ drill core was cut in quarter lengthwise by diamond core saw and continuous half or quarter core sample bagged for assay in intervals according to lithological criteria determined by a Ban Phuc Nickel Mines geologist. Sampling intervals ranged from 0.3 m to 3 m with a mean and mode of 1.9 m. Continuous remnant core has been retained in the trays for future reference or sampling as necessary. Quarter core sampling was considered sufficient for the

Criteria	JORC Code explanation	Commentary
	<ul style="list-style-type: none"> Measures taken to ensure that the sampling is representative of the in-situ material collected, including for instance results for field duplicate/second-half sampling. Whether sample sizes are appropriate to the grain size of the material being sampled. 	<p>nature of mineralisation. Duplicate quarter core samples were collected.</p> <ul style="list-style-type: none"> Sample weights for assay ranged from approx. 0.4 to 5 kg each with a mean of 2 kg. The bagged core samples were submitted to SGS Hai Phong, Vietnam ('SGS') where the quarter core samples were dried and crushed to -5 mm, then a 250 g was split from each and pulverised to 85 % passing 75 microns to produce the analytical pulps which were then dispatched to ALS Geochemistry, Perth WA ('ALS') for assay.
Quality of assay data and laboratory tests	<ul style="list-style-type: none"> The nature, quality and appropriateness of the assaying and laboratory procedures used and whether the technique is considered partial or total. For geophysical tools, spectrometers, handheld XRF instruments, etc, the parameters used in determining the analysis including instrument make and model, reading times, calibrations factors applied and their derivation, etc. Nature of quality control procedures adopted (e.g. standards, blanks, duplicates, external laboratory checks) and whether acceptable levels of accuracy (i.e. lack of bias) and precision have been established. 	<ul style="list-style-type: none"> Ni, Cu and Co were determined at ALS Perth by industry standard nitric + perchloric + hydrofluoric + hydrochloric acid digest with ICP-AES finish. Pt, Pd and Au were determined at ALS by industry standard 50g fire assay and ICP-AES finish. Approx. one commercially certified assay standard per 25 core samples was inserted by Blackstone Minerals in each sample submission. All standards reported within 12 % of the Ni, Co and Cu reference values, and all of the Pt, Pd and Au results within 17 % of the reference values. Approximately one crushed rock blank per 30 samples was included in the submissions. Blank Ni, Cu and Co were below 130 ppm, 40 ppm and 10 ppm respectively, and Pt, Pd and Au were mostly below the instrumental detection limits with a maximum of 5 ppb. Quarter core duplicates were included at a rate of c.1 per 25 samples and sampling error is considered acceptable.
Verification of sampling and assaying	<ul style="list-style-type: none"> The verification of significant intersections by either independent or alternative company personnel. The use of twinned holes. Documentation of primary data, data entry procedures, data verification, data storage (physical and electronic) protocols. Discuss any adjustment to assay data. 	<ul style="list-style-type: none"> The assay results are compatible with the observed mineralogy, historic mining and exploration results (please refer to previous Blackstone Minerals' announcements to the ASX and additionally available from http://blackstoneminerals.com.au). Twinned holes were not used. Primary data is stored and documented in industry standard ways. Assay data is as reported by ALS and has not been adjusted in any way. Remnant assay pulps are currently held in storage by the assay laboratory.
Location of data points	<ul style="list-style-type: none"> Accuracy and quality of surveys used to locate drill holes (collar and down-hole surveys), trenches, mine workings and other locations used in Mineral Resource estimation. Specification of the grid system used. Quality and adequacy of topographic control. 	<ul style="list-style-type: none"> Drill hole collar locations were determined by Leica 1203+ total station survey to centimetre accuracy. All co-ordinates were recorded in Ban Phuc Mine Grid and UTM Zone 48N WGS84 grid and coordinate system. Topographic control is provided by a precision Ban Phuc Nickel Mines Digital Terrain Model.
Data spacing and distribution	<ul style="list-style-type: none"> Data spacing for reporting of Exploration Results. Whether the data-spacing and distribution is sufficient to establish the degree of geological and grade continuity appropriate for the Mineral Resource and Ore Reserve estimation procedure(s) and classifications applied. Whether sample compositing has been applied. 	<ul style="list-style-type: none"> The drilling is within and peripheral to a previously broadly drilled (50 m to >100 m drill spacing) part of the Ban Phuc ultramafic intrusion. Drilling was conducted on the Ban Phuc Mine Grid.

Criteria	JORC Code explanation	Commentary
		<ul style="list-style-type: none"> All visibly altered or mineralised zones in the drill core were sampled and assayed (see above). Non-composited data is reported. It is anticipated that with further drilling the reported drill results will be sufficient to establish mineral resources.
Orientation of data in relation to geological structure	<ul style="list-style-type: none"> Whether the orientation of sampling achieves unbiased sampling of possible structures and the extent to which this is known, considering the deposit type. If the relationship between the drilling orientation and the orientation of key mineralised structures is considered to have introduced a sampling bias, this should be assessed and reported if material. 	<ul style="list-style-type: none"> Previous drilling and interpretation indicate the reported drill holes are suitably orientated to test the target zones. The reported drilling is at a high angle to the interpreted mineralised zones. Relevant cross sections are included in the announcement.
Sample security	<ul style="list-style-type: none"> The measures taken to ensure sample security. 	<ul style="list-style-type: none"> The chain of custody for the drill core samples from collection to dispatch to assay laboratory was managed by Ban Phuc Nickel Mines personnel. Sample numbers were unique and did not include any locational information useful to non-Ban Phuc Nickel Mines and non-Blackstone Minerals personnel. The level of security is considered appropriate.
Audits or reviews	<ul style="list-style-type: none"> The results of any audits or reviews of sampling techniques and data. 	<ul style="list-style-type: none"> The assay results agree well with the observed mineralogy, historic mining and exploration results (refer to previous Blackstone Minerals announcements to the ASX and additionally available from http://blackstoneminerals.com.au). Further drilling is planned to define the shape and extent of the mineralised zone.

Section 2 Reporting of Exploration Results

(Criteria listed in the preceding section also apply to this section)

Criteria	Explanation	Commentary
Mineral tenement and land tenure status	<ul style="list-style-type: none"> Type, reference name/number, location and ownership including agreements or material issues with third parties such as joint ventures, partnerships, overriding royalties, native title interests, historical sites, wilderness or national park and environmental settings. The security of the tenure held at the time of reporting along with any known impediments to obtaining a licence to operate in the area. 	<ul style="list-style-type: none"> The drilling was located within the Ta Khoa Concession and is covered by the Foreign Investment Licence, 522 G/P, which Ban Phuc Nickel Mines Joint Venture Enterprise (BPNMJVE) was granted on January 29th, 1993. An Exploration Licence issued by the Ministry of Natural Resources and Environment covering 34.8 km² within the Ta Khoa Concession is currently in force.
Exploration done by other parties	<ul style="list-style-type: none"> Acknowledgment and appraisal of exploration by other parties. 	<ul style="list-style-type: none"> The first significant work on the Ban Phuc nickel deposits was by the Vietnamese Geological Survey in the 1959-1963 period. The next significant activity was the Asian Mineral Resources period spanning 1996-2018, including the Ban Phuc massive sulfide vein mining period from 2013 to 2016. The project, plant and infrastructure has been on care and maintenance since 2016.
Geology	<ul style="list-style-type: none"> Deposit type, geological setting and style of mineralisation. 	<ul style="list-style-type: none"> The late Permian Ta Khoa nickel-copper-sulfide deposits and prospects are excellent examples of the globally well-known and economically exploited magmatic nickel – copper sulfide deposits. The identified nickel and copper sulfide mineralisation within the project include disseminated, net texture and

Criteria	Explanation	Commentary
		<p>massive sulfide types. The disseminated and net textured mineralisation occurs within dunite adcumulate intrusions, while the massive sulfide veins typically occur in the adjacent metasedimentary wallrocks and usually associated with narrow ultramafic dykes. For more detail of the deposit and regional geology see Mapleson and Grguric N43-101 Technical Report on the Ta Khoa (Ni Cu Co PGE) Prospects Son La Province, Vietnam available from System for Electronic Document Analysis and Retrieval (www.sedar.com) for Asian Minerals Resources Limited. A recent summary of the geology of the Ban Phuc intrusion can be found in Wang et al 2018, A synthesis of magmatic Ni-Cu-(PGE) sulfide deposits in the ~260 Ma Emeishan large igneous province, SW China and northern Vietnam, Journal of Asian Earth Sciences 154.</p>
Drill hole Information	<ul style="list-style-type: none"> A summary of all information material to the understanding of the exploration results including a tabulation of the following information for all Material drill holes: <ul style="list-style-type: none"> easting and northing of the drill hole collar; elevation or RL (Reduced Level – elevation above sea level in metres) of the drill hole collar; dip and azimuth of the hole down hole length and interception depth; hole length. If the exclusion of this information is justified on the basis that the information is not Material and this exclusion does not detract from the understanding of the report, the Competent Person should clearly explain why this is the case. 	<ul style="list-style-type: none"> The reported drill hole coordinates, depths, orientations, hole lengths and significant results are given in Tables 1 and 2. For the Company’s best understanding of previous owners drilling please refer to previous Blackstone Minerals announcements to the ASX and additionally available from http://blackstoneminerals.com.au
Data aggregation methods	<ul style="list-style-type: none"> In reporting Exploration Results, weighting averaging techniques, maximum and/or minimum grade truncations (e.g. cutting of high grades) and cut-off grades are usually Material and should be stated. Where aggregate intercepts incorporate short lengths of high-grade results and longer lengths of low-grade results, the procedure used for such aggregation should be stated and some typical examples of such aggregations should be shown in detail. The assumptions used for any reporting of metal equivalent values should be clearly stated. 	<ul style="list-style-type: none"> Assay results given in Table 2 represent the drill core intervals as sampled and assayed. Upper cuts have not been applied. Metal equivalent values are not used.
Relationship between mineralisation widths and intercept lengths	<ul style="list-style-type: none"> These relationships are particularly important in the reporting of Exploration Results. If the geometry of the mineralisation with respect to the drill hole angle is known, its nature should be reported. If it is not known and only the down hole lengths are reported, there should be a clear statement to this effect (e.g. ‘down hole length, true width not known’). 	<ul style="list-style-type: none"> All intervals reported in Table 1 are down hole. The down hole thicknesses are estimated to represent approximately 60% or more of the interpreted true thicknesses. Appropriate drill sections are included in the body of this release.
Diagrams	<ul style="list-style-type: none"> Appropriate maps and sections (with scales) and tabulations of intercepts should be included for any significant discovery being reported These should include, but not be limited to a plan view of drill hole collar locations and appropriate sectional views. 	<ul style="list-style-type: none"> Appropriate exploration plan and sections are included in the body of this release.

Criteria	Explanation	Commentary
Balanced reporting	<ul style="list-style-type: none"> Where comprehensive reporting of all Exploration Results is not practicable, representative reporting of both low and high grades and/or widths should be practiced, to avoid misleading reporting of Exploration Results. 	<ul style="list-style-type: none"> All drill results given in Table 2 represent the intervals as sampled and assayed.
Other substantive exploration data	<ul style="list-style-type: none"> Other exploration data, if meaningful and material, should be reported including (but not limited to): geological observations; geophysical survey results; geochemical survey results; bulk samples – size and method of treatment; metallurgical test results; bulk density, groundwater, geotechnical and rock characteristics; potential deleterious or contaminating substances. 	<ul style="list-style-type: none"> Appropriate exploration plan and sections are included in the body of this release. For the Company's best understanding of previous owners drilling please refer to previous Blackstone Minerals announcements to the ASX and additionally available from http://blackstoneminerals.com.au
Further work	<ul style="list-style-type: none"> The nature and scale of planned further work (e.g. tests for lateral extensions or depth extensions or large-scale step-out drilling). Diagrams clearly highlighting the areas of possible extensions, including the main geological interpretations and future drilling areas, provided this information is not commercially sensitive. 	<ul style="list-style-type: none"> Blackstone Minerals proposes to conduct further drilling and associated activities to better define and extend the identified mineralised zones. An appropriate exploration plan is included in the body of this release.