

30 JULY 2024



Quarterly Activities Report For the quarter ended 30 June 2024

Corporate Highlights

Crawford Gold Project

- Mining approval processes, managed by Talis Consultants, continued throughout the quarter following the completion of a Pre-Feasibility Study (PFS) for the low-cost Stage 1 oxide Crawford open pit
- The PFS results delivered a pre-CAPEX undiscounted cashflow of A\$24.6M and an IRR of 130%, based on a conservative gold price of A\$2,900/oz. This includes a maiden ore reserve of 1,002,000t @ 0.9g/t for 29,300oz of gold and an 18-month project life with payback within 13 months at a low C1 AISC of A\$1,777/oz (see ASX release on **14 March 2024**)
- There is significant potential for increased revenues and growth due to the resource remaining open and current record gold prices. At a higher gold price of A\$3,300/oz, the Stage 1 oxide pit returns a pre-CAPEX undiscounted cashflow of A\$33.8M
- Completion of the required mining approval reports is forecast for Q3 2024, with submission to the Western Australian Department of Energy, Mines, Industry Regulation and Safety (DMIRS) planned for Q4, 2024.

Ella's Rock Li-Au-Ni Project

- A maiden 2,500m drill program commenced to test Lithium-Caesium-Tantalum (LCT) targets identified in previous geochemical surveys. The aircore drill program was planned to test portions of the Fitzgerald and Baché LCT Anomalies (see ASX release on **22 April 2024**)

Daniel Tuffin, Executive Technical Director, commented:

“The Company has made significant progress during the quarter on mining approvals for the Stage 1 oxide pit at the Crawford Gold Project and continue to advance towards mining compliance before the end of the year, noting the potential upside in increased revenues and growth due to the resource remaining open and high gold prices.

Assaying is now taking place on the back of drilling at Ella’s Rock. This process will take longer than usual as the ground has had no significant historic drill testing.

I look forward to sharing more updates during on both projects during the coming quarter.”

Summary:

Cavalier Resources Limited (ASX:CVR) (‘Cavalier’ or ‘the Company’) is pleased to report on its activities for the three months ended 30 June 2024.

The Company’s principal activities during the quarter comprised advancing the permitting and mining approvals for the Crawford Gold Project and the commencement of the maiden drill program at the Ella’s Rock Li-Au-Ni Project.

The mining approvals process for the Crawford Gold Project followed the completion of a Pre-Feasibility Study (PFS) and maiden Ore Reserve.

The PFS resulted in an Ore Reserve of 1,002,000 tonnes at 0.9g/t for 29,300 ounces of gold, with a promising pre-CAPEX undiscounted cash flow of A\$24.6M using a gold price of A\$2,900/oz.

The Company is moving forward with permitting and approvals work following the appointment of Talis Consultants, whilst also seeking partnerships for investment, mining, and processing (see ASX release on **27 March 2024**).

Cavalier also commenced a maiden 2,500m drill program at the Ella’s Rock Li-Au-Ni Project early in the quarter.

This drill program is focussed on drill testing Lithium-Caesium-Tantalum (LCT) targets identified through the Company’s previous geochemical surveys (see ASX release on **28 September 2023**).

Crawford Gold Project

Following the release of the PFS, the Company engaged experienced environmental firm, Talis Consultants, to prepare the various reports required for the mining approvals.

The commencement of these works in Q1 marks the final regulatory steps required for the application of a mining permit. Completion of the required mining approval reports is forecast for Q3 2024, with submission to DMIRS planned for Q4, 2024

The Company will also concurrently investigate the opportunity of early-stage mining via a trial pit, potentially bringing forward some cash flow and enabling further heap leach field test work.

The trial mine planning will look to target the near surface portion of the highly recoverable, low-cost ore reserve under stage 1 of the mine plan.

Cautionary Statement:

The production target and forecast financial information referred to in this announcement comprise Indicated Mineral Resources (99.8%) and Inferred Mineral Resources (0.2%) within the planned Stage 1 oxidised pit at the Crawford Gold Project. There is a low-level of geological confidence associated with Inferred mineral resources and there is no certainty that further exploration work will result in the determination of Indicated mineral resources or that the production target itself will be realised.

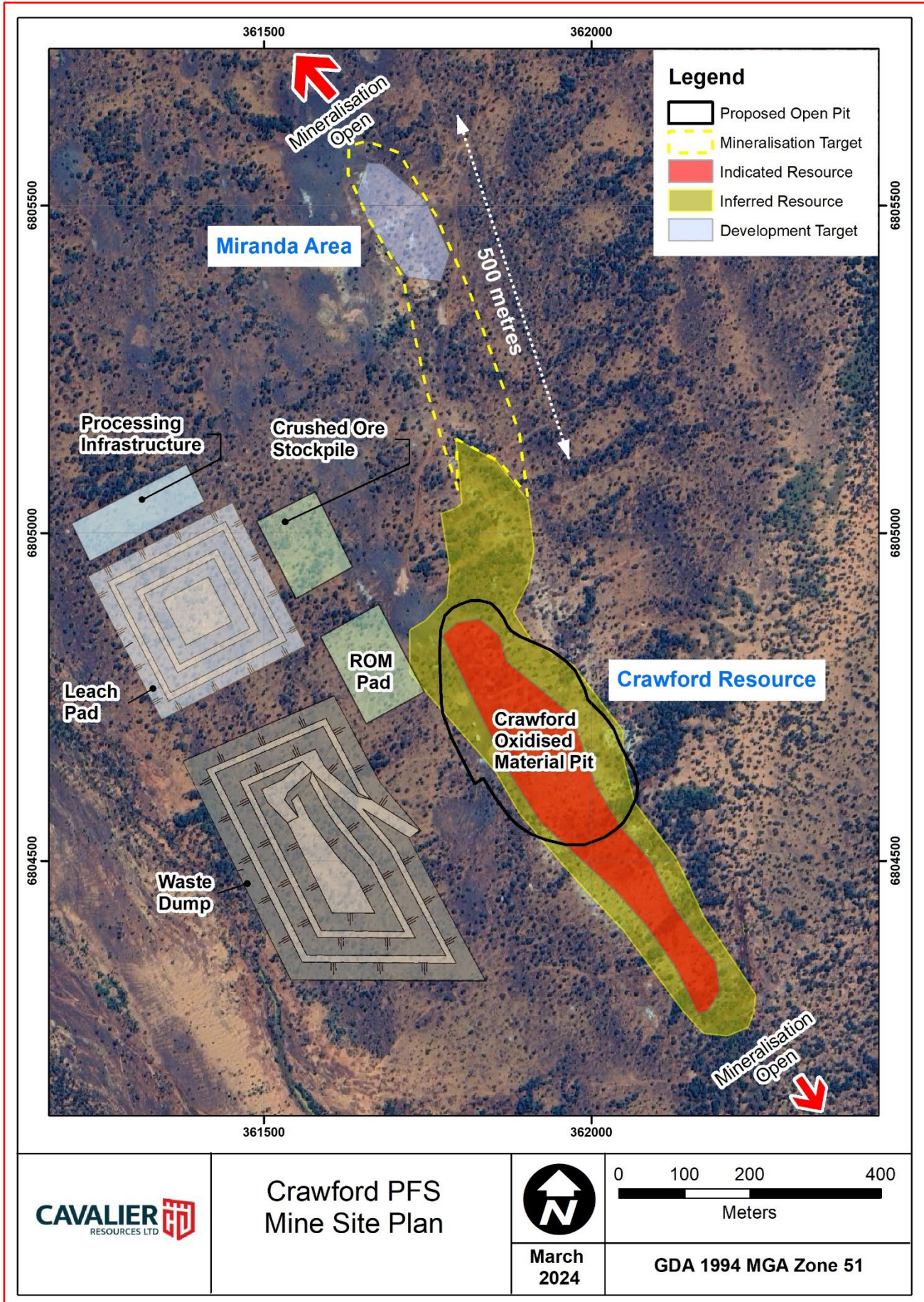


Figure 1: Plan - Crawford Gold Stage 1 Oxidised Material Open Pit Project Plan

About the Crawford Gold Project

The Company is focussed on two gold projects in the Leonora area, Crawford and Gambier Lass North, which consist of 10 exploration licences, a prospecting licence, a miscellaneous licence and a mining lease. The Crawford Gold Deposit is located on the mining lease just 20km east of the Leonora township.

Cavalier aims to establish the Crawford Gold Project as a new gold mining hub and to become a self-funded explorer to further develop its mature gold assets near Leonora and the burgeoning Ella's Rock greenfield Li-Ni-Au project located on the world class Forrestania lithium belt.

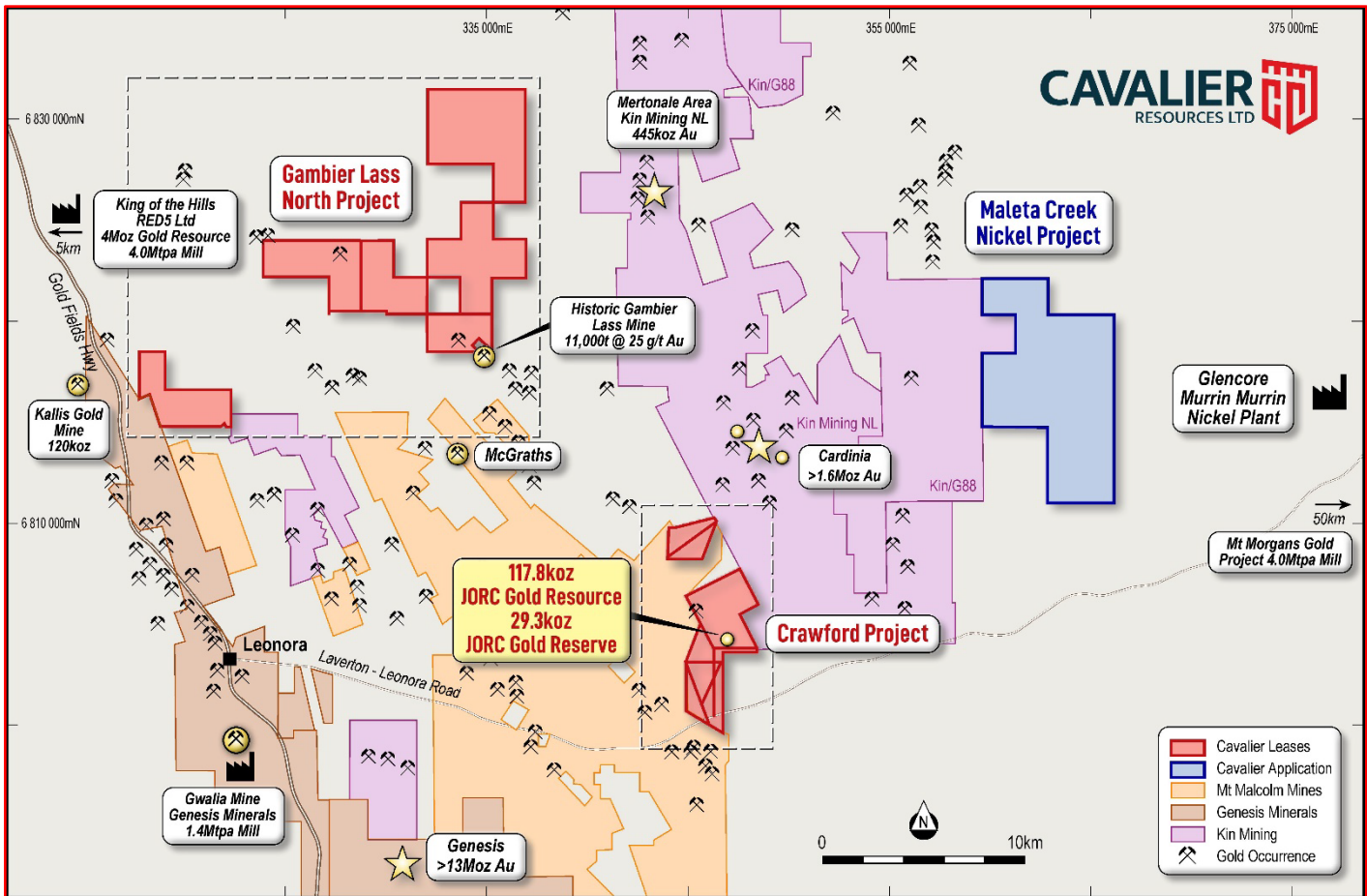


Figure 2: Cavalier's Leonora Projects

Crawford Maiden Ore Reserve

The Ore Reserve relates specifically to the conversion of Indicated Resources to Probable Ore Reserves only within the Crawford pit design and includes consideration of the modifying factors.

Table 1: Crawford Maiden Ore Reserve

Reserve Classification	Ore Tonnes	Gold (g/t)	Gold Produced (Oz)
Probable	1,002kt	0.91	29,300
Total	1,002kt	0.91	29,300

Some errors may occur due to rounding. Mineral Resources are reported inclusive of Ore Reserves. Ore Reserves are based on a gold price of \$2,900/oz. A cut-off grade of 0.3g/t was calculated based on the base case cost and processing recovery inputs and was used to generate the production schedule and calculate the Ore Reserve. Note that Ore Reserves are susceptible to geological, economic, geotechnical, permitting, metallurgical, mining, processing and other factors.

For more information on the Ore Reserve, please refer to the ASX announcement on **14 March 2024**.

Ella's Rock Li-Au-Ni Project

During the quarter the Company commenced a maiden 2,500m aircore drill program at Ella's Rock focused on testing the central Fitzgerald and southern Baché Lithium-Caesium-Tantalum ('LCT') targets (see ASX release on **22 April 2024**).

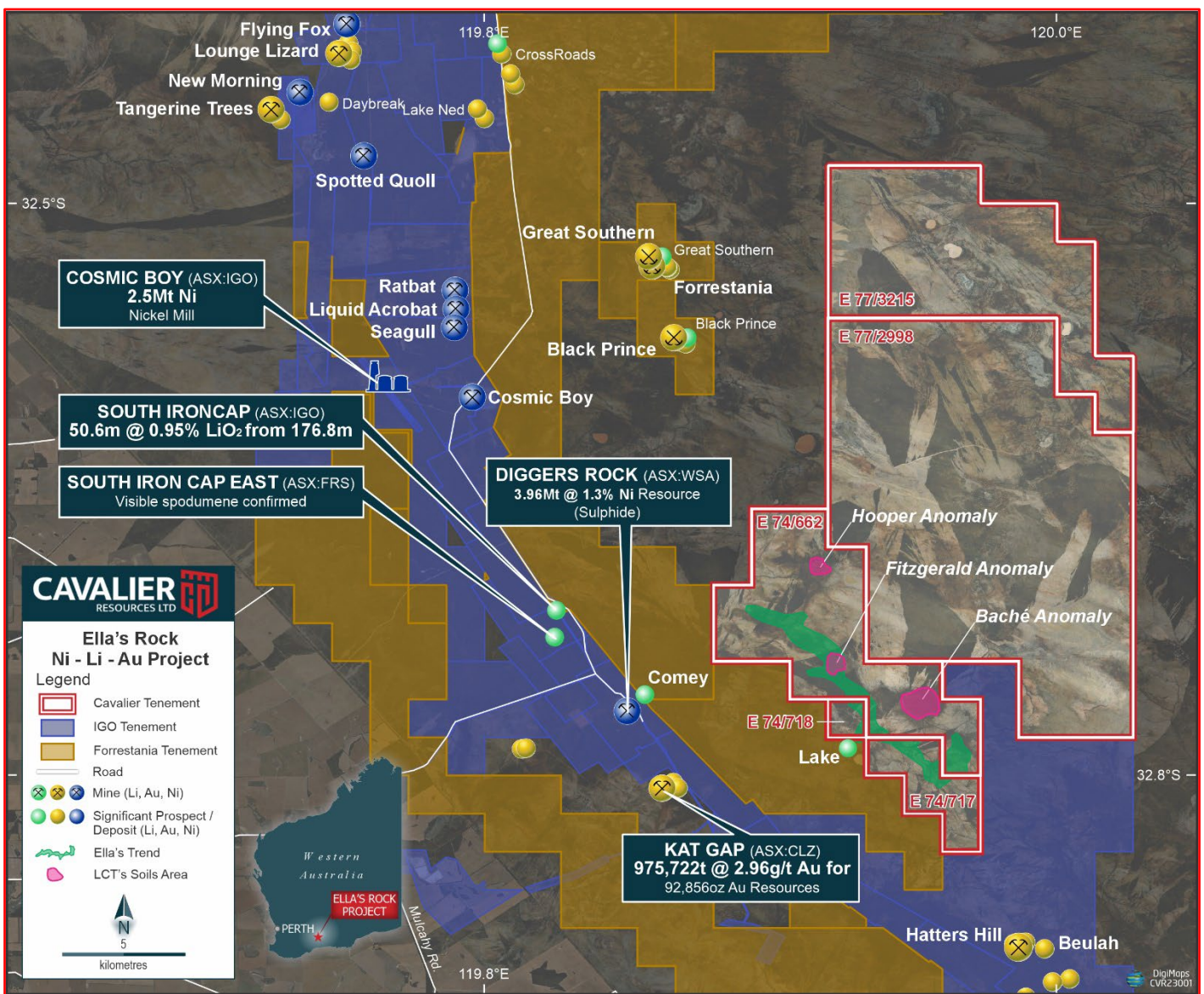
The program is focussed on drill-testing some of the 277 dyke-like signals that were identified by UltraMag Geophysics with their Deep Ground Penetrating Radar ('DGPR') surveys.

The DGPR work had provided signals that correlated to those surveyed at the Mt Cattlin Lithium Project, which had revealed coarse-grained lithium-bearing pegmatites.

For more information on the DGPR surveys, please see the ASX release on **28 September 2023**.

Assaying is now taking place on the back of drilling at Ella's Rock. This process will take longer than usual as the ground has had no significant historic drill testing and requires more detailed processes to assay and interpret; this is vital in understanding the underlying geology of the area for future exploration planning.

The planned drill collars for the Fitzgerald and Baché LCT Anomalies are set out in **Figure 4** overleaf.



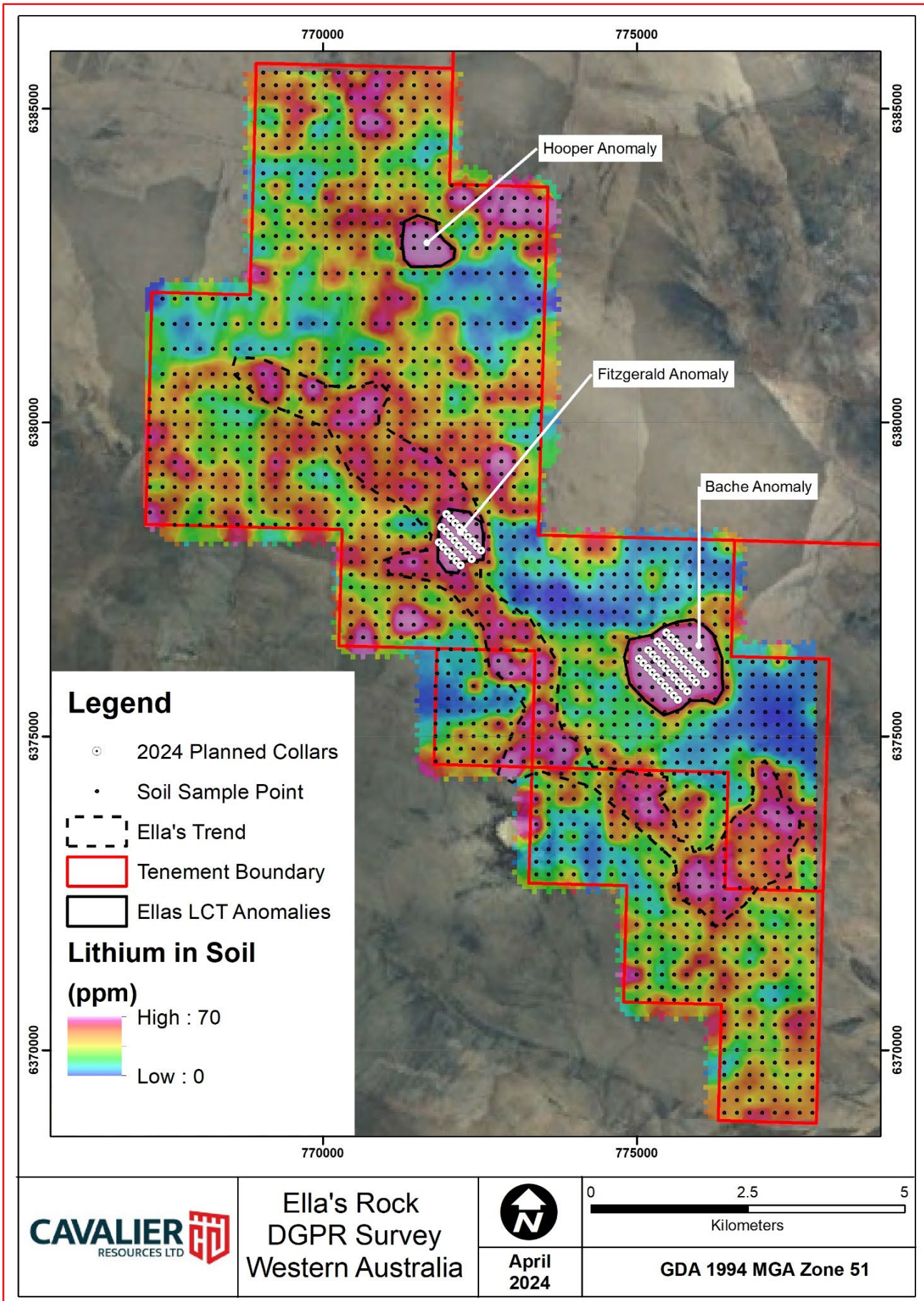


Figure 4: Previous soil assay results for Ella's Rock with the maiden 2024 drill collars overlaid
(For further information on the soil assay results, please refer to the ASX release on 28 June 2023)

Listing Rule Disclosures:

Exploration Expenditure

In accordance with ASX Listing Rule 5.3.1, the Company spent \$317,000 on exploration work during the quarter, which comprised drilling and mining application processes.

Mining Production and Development Expenditure

In accordance with ASX Listing Rule 5.3.2, there were no substantive mining production and development activities during the quarter.

Tenement Information:

In accordance with ASX Listing Rule 5.3.3, the Company advises the following:

- (1) The Company acquired tenements E63/2460 and E77/3215 during the quarter;
- (2) The mining tenements held by the Company as of 30 June 2024 are set out in the table below;
- (3) There were no farm-in or farm-out agreements entered into during the quarter; and
- (4) The Company held no beneficial percentage interests in farm-in or farm-out agreements as at the end of the quarter.

Project	Tenement	Status	Registered Holder / Applicant	Percentage Ownership
Leonora Gold Project • Gambier Lass North	E37/893	Granted	Cavalier Resources Limited	100%
	E37/1421	Granted	Cavalier Resources Limited	100%
	E37/1422	Granted	Cavalier Resources Limited	100%
	E37/1423	Granted	Cavalier Resources Limited	100%
	E37/1424	Granted	Cavalier Resources Limited	100%
Leonora Gold Project • Crawford	M37/1202	Granted	Cavalier Resources Limited	100%
	P37/8901	Granted	Cavalier Resources Limited	100%
	P37/9447	Granted	Cavalier Resources Limited	100%
	P37/9448	Granted	Cavalier Resources Limited	100%
	P37/9449	Granted	Cavalier Resources Limited	100%
	P37/9475	Granted	Cavalier Resources Limited	100%
	P37/9476	Granted	Cavalier Resources Limited	100%
	L37/251	Application	Cavalier Resources Limited	100%
Hidden Jewel Gold Project	E24/232	Granted	Cavalier Resources Limited	100%
	P24/5568	Granted	Cavalier Resources Limited	100%
Ella's Rock Li-Ni-Au Project	E74/662	Granted	Cavalier Resources Limited	100%
	E74/717	Granted	Cavalier Resources Limited	100%
	E74/718	Granted	Cavalier Resources Limited	100%
	E77/2998	Granted	Cavalier Resources Limited	100%
	E63/2460	Application	Cavalier Resources Limited	100%
	E77/3215	Application	Cavalier Resources Limited	100%
Maleta Creek Nickel-Gold Project	E39/2378	Application	Cavalier Resources Limited	100%

Use of Funds

In accordance with ASX Listing Rule 5.3.4, a comparison of the Company's actual cash expenditure since listing against the "use of funds" statement outlined in the Prospectus is included below:

Allocation of Funds	Current Qtr (\$'000)	Since Listing (\$'000)	Two-year Use of Funds as per IPO Prospectus dated 4 April 2022 (\$'000)
Exploration Expenditure - WA	317	3,020	3,300
Expenses of the Offer	-	570	552
Administration and Working Capital	160	1,314	1,298
Total	477	4,904	5,150

Payments to Related Parties

In accordance with ASX Listing Rule 5.3.5, the Company advises that the payments to related parties of the Company and their associates, as advised in the Appendix 5B, for the quarter ended 30 June 2024 was \$175,000, of which \$92,000 was related to exploration consulting services and \$83,000 to Directors' fees, accountant and company secretarial related services.

Competent Persons Statements:

The information relating to geology and exploration results is based on information compiled, reviewed and assessed by Mr. Paddy Reidy, who is a Member of the Australasian Institute of Mining and Metallurgy. Mr. Reidy is a consultant to the Company and has sufficient experience which is relevant to the style of mineralisation and type of deposit under consideration and to the activity which he is undertaking to qualify as a Competent Person as defined by the 2012 Edition of the Australasian Code for reporting of Exploration Results, Mineral Resources and Ore Reserves (JORC Code).

The scientific or technical information in this report that relates to metallurgical testwork and mineral processing for oxide mineralisation is based on information compiled or approved by Randall Pyper. Randall Pyper is an employee of Kappes, Cassiday & Associates Australia Pty Ltd and is considered to be independent of Cavalier Resources. Randall Pyper is a Fellow of the Australasian Institute of Mining and Metallurgy and has sufficient experience which is relevant to the commodity, style of mineralisation under consideration and activity which he is undertaking to qualify as a Qualified Person under National Instrument 43-101.

The information in this report that relates to Ore Reserves is based on information compiled by Anthony Keers, a Competent Person who is a Member and Chartered Professional (CP Mining) of The Australasian Institute of Mining and Metallurgy. Anthony Keers is Managing Director of Auralia Mining Consulting and Non-Executive Director of Cavalier Resources Ltd. Anthony Keers has sufficient experience that is relevant to the type of deposit and proposed mining method under consideration and to the activity being undertaken to qualify as a Competent Person as defined in the 2012 Edition of the Australasian Code for Reporting of Exploration Results, Mineral Resources and Ore Reserves (JORC Code).

The Company confirms that it is not aware of any new information or data that materially affects the information included in the original market announcement and, in the case of estimates of Mineral Resources or Ore Reserves, that all material assumptions and technical parameters underpinning the estimates in the relevant market announcement continue to apply and have not materially changed. The Company confirms that the form and context in which the Competent Person's findings are presented have not been materially modified from the original market announcement.

This announcement has been approved and authorised by the Board of Cavalier Resources Limited.

For further information:

Investor Relations

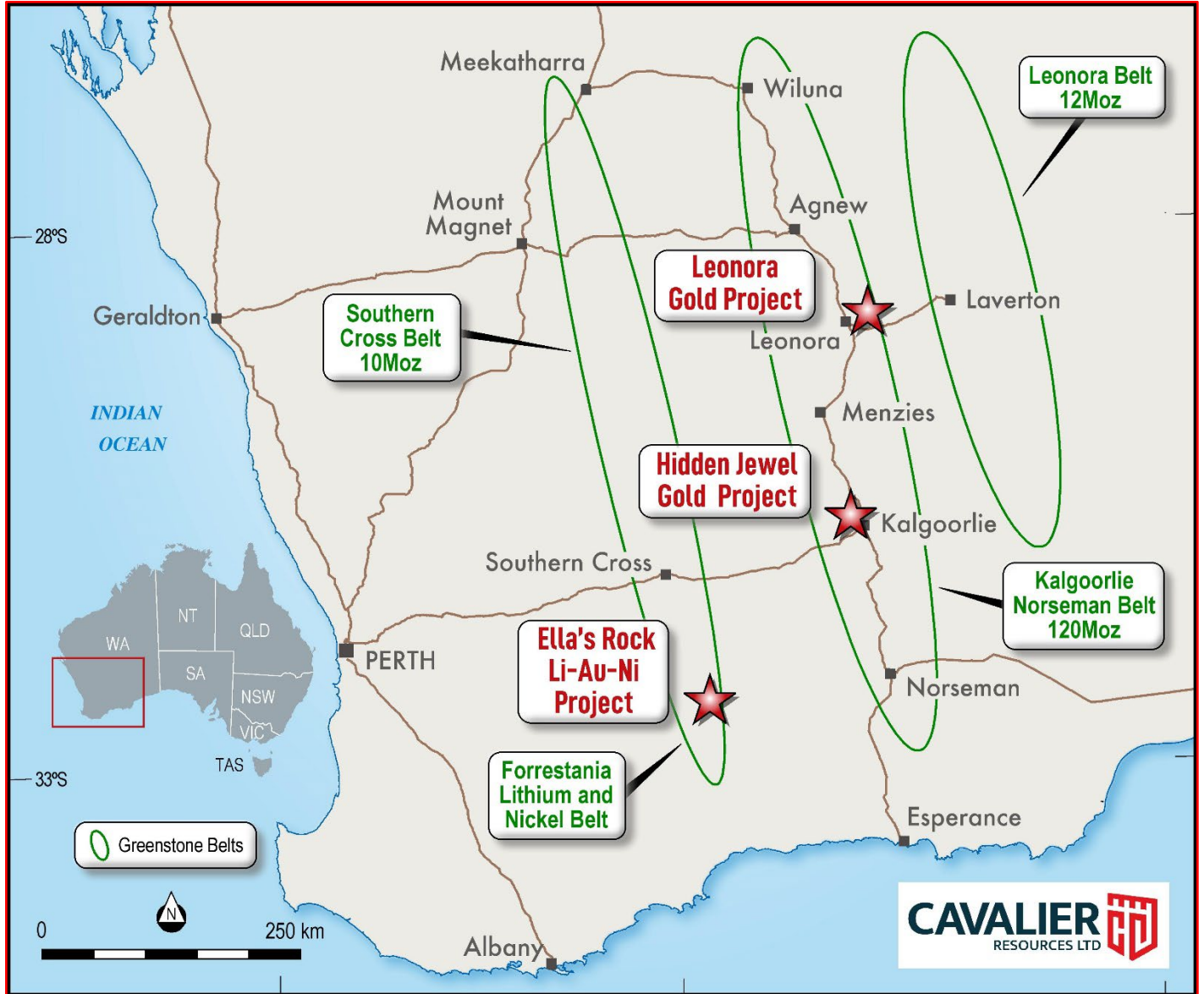
Daniel Tuffin
 Executive Technical Director
daniel@cavalierresources.com.au

Media Enquiries

Stewart Walters
 MarketOpen
Stewart@marketopen.com.au

About Cavalier Resources

The Company has interests in Tenements in Western Australia, collectively known as the Leonora Gold Project, Hidden Jewel Gold Project, and Ella's Rock Li-Ni-Au Project, prospective for lithium, gold and nickel mineralisation.



For more information on Cavalier Resources and to subscribe to our regular updates, please visit our website here and follow us on:

 <https://twitter.com/CavalierLtd>

 <https://www.linkedin.com/company/cavalier-resources-ltd/>

 <https://www.facebook.com/cavalierresources>

Appendix 5B

Mining exploration entity or oil and gas exploration entity quarterly cash flow report

Name of entity

Cavalier Resources Limited

ABN

16 635 842 143

Quarter ended ("current quarter")

30 June 2024

Consolidated statement of cash flows	Current quarter \$A'000	Year to date (12 months) \$A'000
1. Cash flows from operating activities		
1.1 Receipts from customers	-	-
1.2 Payments for		
(a) exploration & evaluation	(47)	(54)
(b) development	-	-
(c) production	-	-
(d) staff costs	(42)	(169)
(e) administration and corporate costs	(118)	(413)
1.3 Dividends received (see note 3)	-	-
1.4 Interest received	7	50
1.5 Interest and other costs of finance paid	-	-
1.6 Income taxes paid	-	-
1.7 Government grants and tax incentives	-	-
1.8 Other (provide details if material)	4	4
1.9 Net cash from / (used in) operating activities	(196)	(582)

2. Cash flows from investing activities		
2.1 Payments to acquire or for:		
(a) entities	-	-
(b) tenements	-	-
(c) property, plant and equipment	-	-
(d) exploration & evaluation	(270)	(1,015)
(e) investments	-	-
(f) other non-current assets	-	-

Mining exploration entity or oil and gas exploration entity quarterly cash flow report

Consolidated statement of cash flows		Current quarter \$A'000	Year to date (12 months) \$A'000
2.2	Proceeds from the disposal of:		
	(a) entities	-	-
	(b) tenements	-	-
	(c) property, plant and equipment	-	-
	(d) investments	-	-
	(e) other non-current assets	-	-
2.3	Cash flows from loans to other entities	-	-
2.4	Dividends received (see note 3)	-	-
2.5	Other (provide details if material)	-	-
2.6	Net cash from / (used in) investing activities	(270)	(1,015)

3.	Cash flows from financing activities		
3.1	Proceeds from issues of equity securities (excluding convertible debt securities)	-	-
3.2	Proceeds from issue of convertible debt securities	-	-
3.3	Proceeds from exercise of options	-	-
3.4	Transaction costs related to issues of equity securities or convertible debt securities	-	-
3.5	Proceeds from borrowings	-	-
3.6	Repayment of borrowings	-	-
3.7	Transaction costs related to loans and borrowings	-	-
3.8	Dividends paid	-	-
3.9	Other (provide details if material)	-	-
3.10	Net cash from / (used in) financing activities	-	-

4.	Net increase / (decrease) in cash and cash equivalents for the period		
4.1	Cash and cash equivalents at beginning of period	813	1,944
4.2	Net cash from / (used in) operating activities (item 1.9 above)	(196)	(582)
4.3	Net cash from / (used in) investing activities (item 2.6 above)	(270)	(1,015)
4.4	Net cash from / (used in) financing activities (item 3.10 above)	-	-

Mining exploration entity or oil and gas exploration entity quarterly cash flow report

Consolidated statement of cash flows		Current quarter \$A'000	Year to date (12 months) \$A'000
4.5	Effect of movement in exchange rates on cash held	-	-
4.6	Cash and cash equivalents at end of period	347	347

5.	Reconciliation of cash and cash equivalents at the end of the quarter (as shown in the consolidated statement of cash flows) to the related items in the accounts	Current quarter \$A'000	Previous quarter \$A'000
5.1	Bank balances	147	263
5.2	Call deposits	200	550
5.3	Bank overdrafts	-	-
5.4	Other (provide details)	-	-
5.5	Cash and cash equivalents at end of quarter (should equal item 4.6 above)	347	813

6.	Payments to related parties of the entity and their associates	Current quarter \$A'000
6.1	Aggregate amount of payments to related parties and their associates included in item 1	83
6.2	Aggregate amount of payments to related parties and their associates included in item 2	92

Note: if any amounts are shown in items 6.1 or 6.2, your quarterly activity report must include a description of, and an explanation for, such payments.

7.	Financing facilities <i>Note: the term "facility" includes all forms of financing arrangements available to the entity. Add notes as necessary for an understanding of the sources of finance available to the entity.</i>	Total facility amount at quarter end \$A'000	Amount drawn at quarter end \$A'000
7.1	Loan facilities	-	-
7.2	Credit standby arrangements	-	-
7.3	Other (please specify)	-	-
7.4	Total financing facilities	-	-
7.5	Unused financing facilities available at quarter end		-
7.6	Include in the box below a description of each facility above, including the lender, interest rate, maturity date and whether it is secured or unsecured. If any additional financing facilities have been entered into or are proposed to be entered into after quarter end, include a note providing details of those facilities as well.		
	N/A		

Mining exploration entity or oil and gas exploration entity quarterly cash flow report

8. Estimated cash available for future operating activities	\$A'000
8.1 Net cash from / (used in) operating activities (item 1.9)	(196)
8.2 (Payments for exploration & evaluation classified as investing activities) (item 2.1(d))	(270)
8.3 Total relevant outgoings (item 8.1 + item 8.2)	(466)
8.4 Cash and cash equivalents at quarter end (item 4.6)	347
8.5 Unused finance facilities available at quarter end (item 7.5)	-
8.6 Total available funding (item 8.4 + item 8.5)	347
8.7 Estimated quarters of funding available (item 8.6 divided by item 8.3)	0.74
<i>Note: if the entity has reported positive relevant outgoings (ie a net cash inflow) in item 8.3, answer item 8.7 as "N/A". Otherwise, a figure for the estimated quarters of funding available must be included in item 8.7.</i>	
8.8 If item 8.7 is less than 2 quarters, please provide answers to the following questions:	
8.8.1 Does the entity expect that it will continue to have the current level of net operating cash flows for the time being and, if not, why not?	
Answer: Yes, the Company expects to have negative operating cash flows for the time being as it is in the exploration stage and does not generate income.	
8.8.2 Has the entity taken any steps, or does it propose to take any steps, to raise further cash to fund its operations and, if so, what are those steps and how likely does it believe that they will be successful?	
Answer: The Company is considering its options with regards to raising additional funds. The Company believes it would be successful in raising sufficient funds to continue with the planned level of operations.	
8.8.3 Does the entity expect to be able to continue its operations and to meet its business objectives and, if so, on what basis?	
Answer: Yes, the Company does expect to be able to continue its operations and meet its business objectives based on future expected successful capital raisings.	
<i>Note: where item 8.7 is less than 2 quarters, all of questions 8.8.1, 8.8.2 and 8.8.3 above must be answered.</i>	

Compliance statement

- 1 This statement has been prepared in accordance with accounting standards and policies which comply with Listing Rule 19.11A.
- 2 This statement gives a true and fair view of the matters disclosed.

Date: 30 July 2024

Authorised by: The Board of Directors of Cavalier Resources Limited
(Name of body or officer authorising release – see note 4)

Mining exploration entity or oil and gas exploration entity quarterly cash flow report

Notes

1. This quarterly cash flow report and the accompanying activity report provide a basis for informing the market about the entity's activities for the past quarter, how they have been financed and the effect this has had on its cash position. An entity that wishes to disclose additional information over and above the minimum required under the Listing Rules is encouraged to do so.
2. If this quarterly cash flow report has been prepared in accordance with Australian Accounting Standards, the definitions in, and provisions of, *AASB 6: Exploration for and Evaluation of Mineral Resources* and *AASB 107: Statement of Cash Flows* apply to this report. If this quarterly cash flow report has been prepared in accordance with other accounting standards agreed by ASX pursuant to Listing Rule 19.11A, the corresponding equivalent standards apply to this report.
3. Dividends received may be classified either as cash flows from operating activities or cash flows from investing activities, depending on the accounting policy of the entity.
4. If this report has been authorised for release to the market by your board of directors, you can insert here: "By the board". If it has been authorised for release to the market by a committee of your board of directors, you can insert here: "By the [name of board committee – eg Audit and Risk Committee]". If it has been authorised for release to the market by a disclosure committee, you can insert here: "By the Disclosure Committee".
5. If this report has been authorised for release to the market by your board of directors and you wish to hold yourself out as complying with recommendation 4.2 of the ASX Corporate Governance Council's *Corporate Governance Principles and Recommendations*, the board should have received a declaration from its CEO and CFO that, in their opinion, the financial records of the entity have been properly maintained, that this report complies with the appropriate accounting standards and gives a true and fair view of the cash flows of the entity, and that their opinion has been formed on the basis of a sound system of risk management and internal control which is operating effectively.