

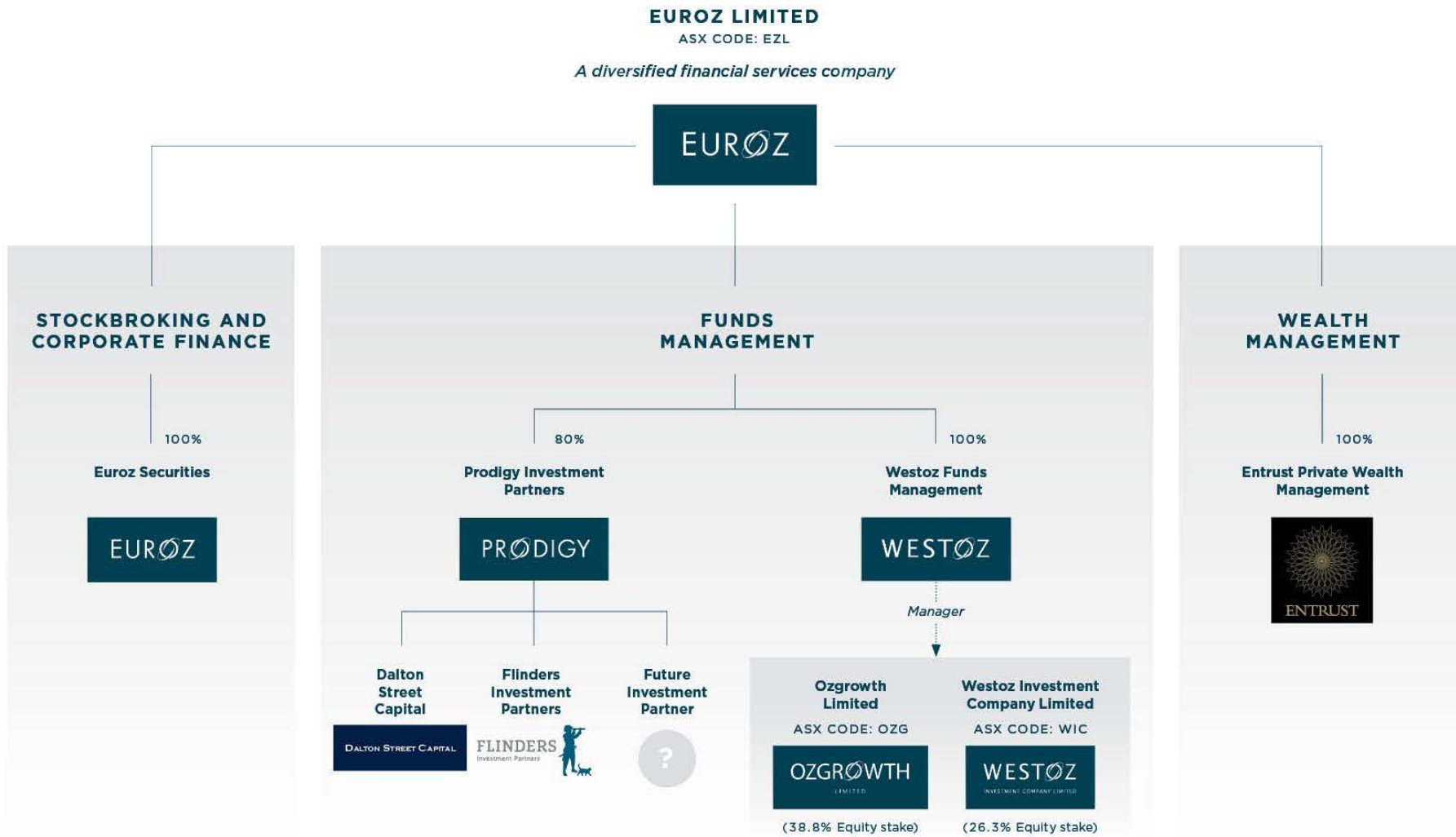
Annual General Meeting

Investor Presentation November 2016



EUROZ

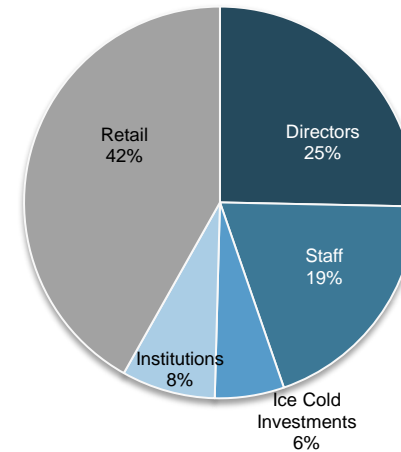
Organisational Chart



Historical Share Price and NTA



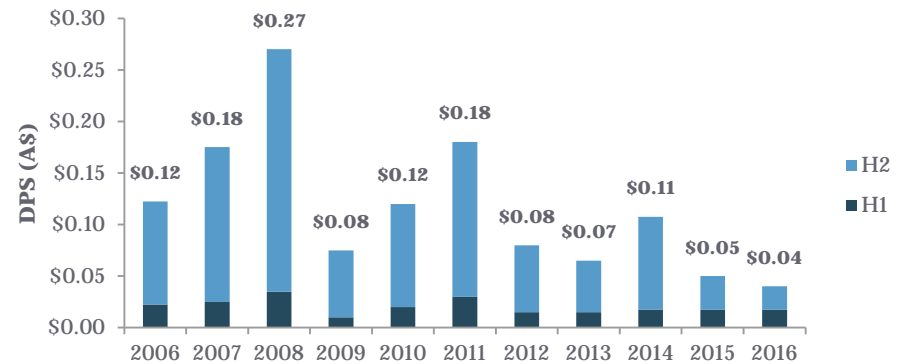
Euroz Limited Ownership



Net Profit After Tax



Dividends Per Share



Euroz Limited ASX:EZL



Stockbroking and Corporate Finance

- Daily brokerage turnover provide a **base** of revenues
- **High impact** (but cyclical) transactional fee upside (ECM/M&A)



Funds Management

- Growing **recurring base fee** revenue as funds under management increase
- Increased opportunity for **high impact** performance fees from a diversified range of funds

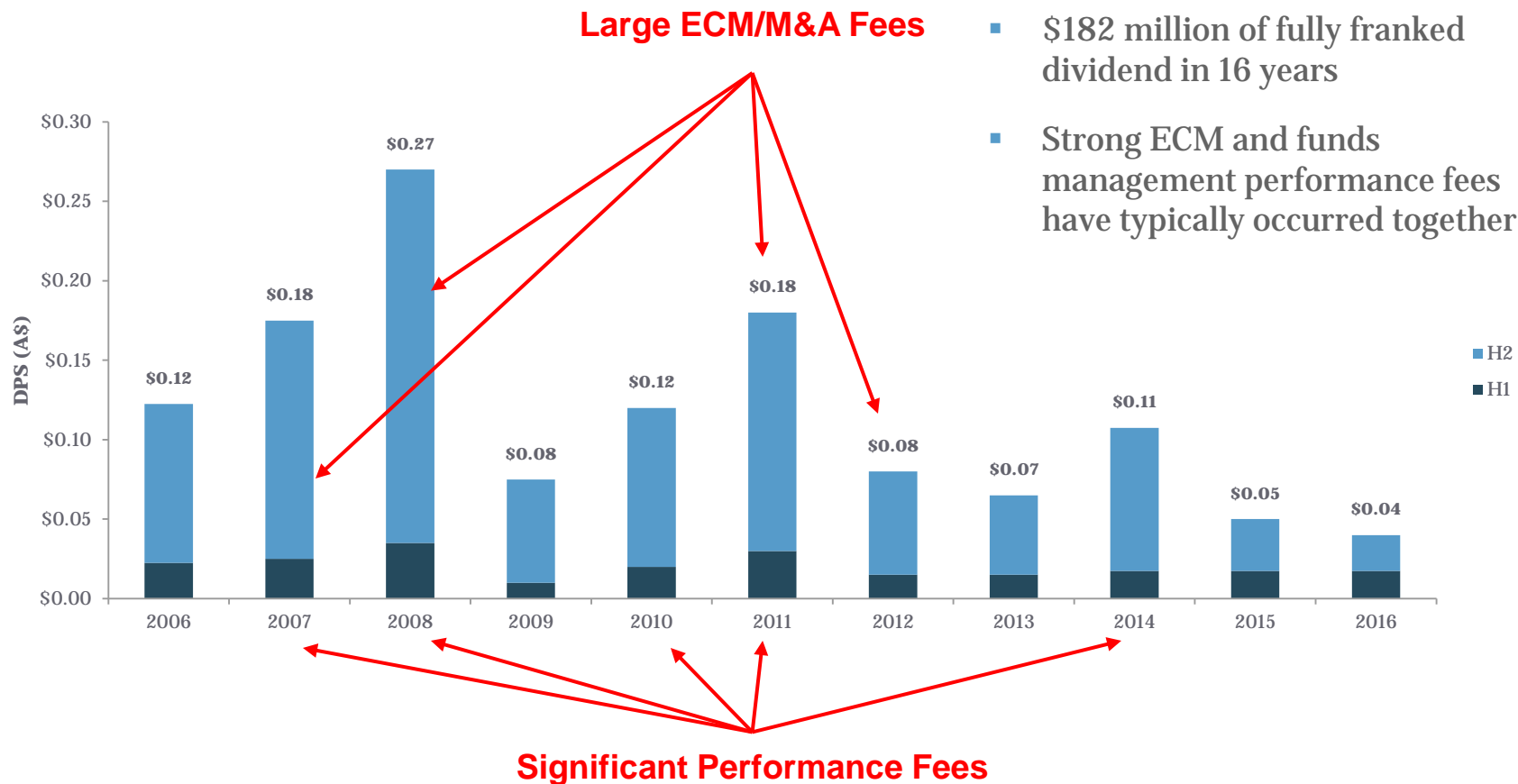


Wealth Management

- Growing **recurring base fee** revenue as funds under management increase
- A platform to attract and acquire new wealth managers

Shareholder Value Proposition

Base Dividend	Dividend Upside	Market Rating/EV	Base Dividend	Dividend Upside	Market Rating/EV	Base Dividend	Dividend Upside	Market Rating/EV
<input checked="" type="checkbox"/>	<input checked="" type="checkbox"/>	<input type="checkbox"/>	<input checked="" type="checkbox"/>	<input checked="" type="checkbox"/>	<input checked="" type="checkbox"/>	<input checked="" type="checkbox"/>	<input type="checkbox"/>	<input checked="" type="checkbox"/>



Future Strategy

- Grow the base level of dividends
- Increased diversification of high impact performance and transactional fees

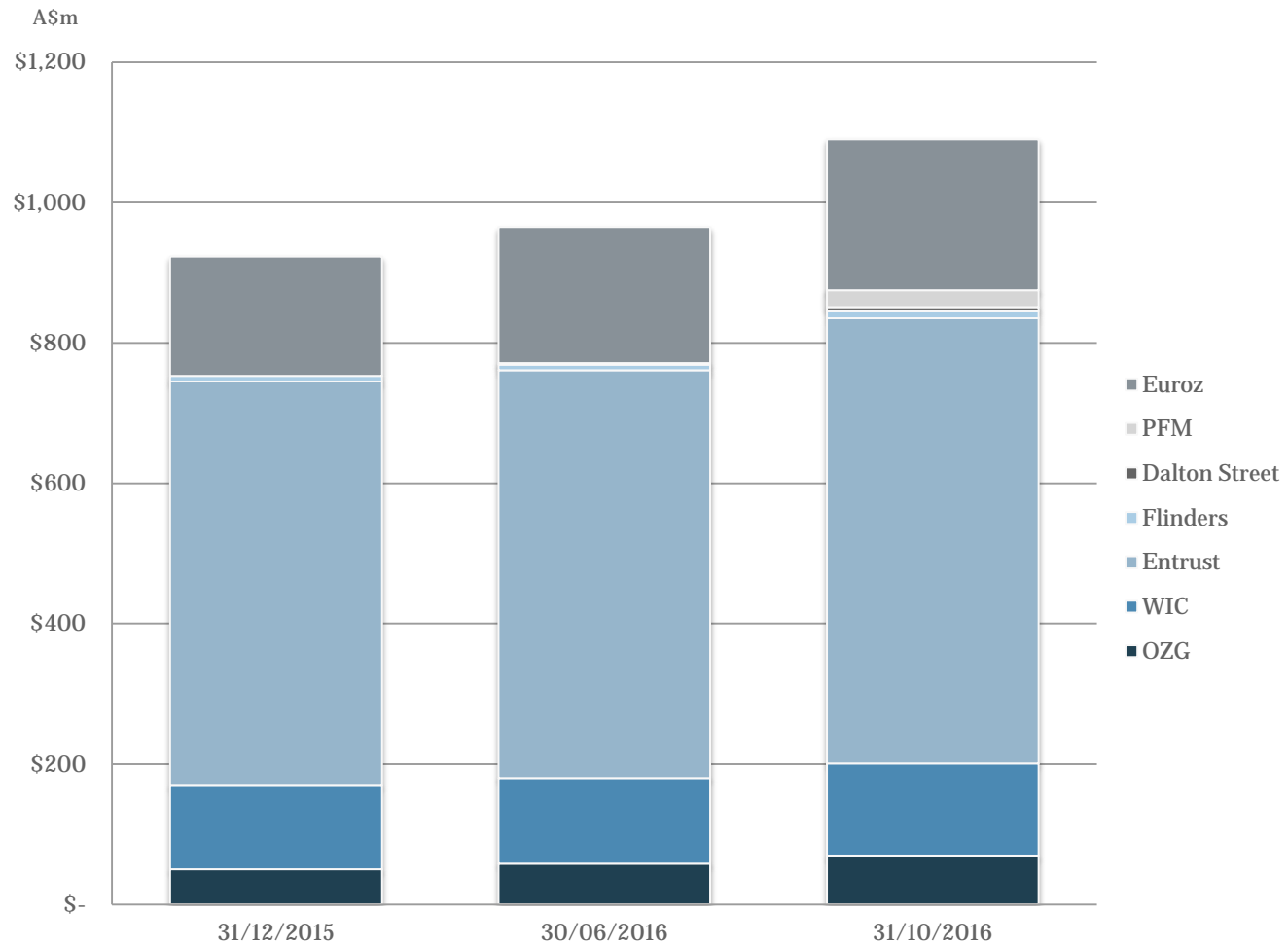
Funds Under Management

Euroz Total FUM ~\$1.09 billion¹

**Funds Management
= \$241 million**

**Entrust Wealth
Management
= \$634 million**

**Euroz Securities Wealth
Management
= \$215 million**



Note 1: As at 31 October 2016

Euroz Group Balance Sheet

	Cost	Market	Look through value
Westoz*	\$38.3m	\$32.1m	\$37.1m
Ozgrowth*	\$27.2m	\$22.7m	\$27.7m
Flinders Investment Partners*	\$5.0m	\$6.3m	\$6.3m
Dalton Street Capital*	\$2.0m	\$2.0m	\$2.0m
Other Investments*	\$7.2m	\$7.2m	\$7.2m
Cash*	\$41.3m	\$41.3m	\$41.3m
Total	\$121.0m	\$111.6m	\$121.6m
<i>Value per share</i>		<i>\$0.72</i>	<i>\$0.78</i>
Market Capitalisation as at 31 October 2016 (\$1.03/share)		\$165m	\$165m
Enterprise Value as at 31 October 2016		\$53.4m	\$43.4m

* As at 31 October 2016

- Strong first four months of 2017 financial year from Euroz Securities
- ECM capital raisings of \$522 million*
- Good investment performance from WIC (+12.9%) and OZG (+18.6%)*
- Flinders Emerging Companies Fund continues to perform well (+6.1%)*
- Dalton Street Capital launched with modest inflows
- Group FUM now over \$1 billion
- Unaudited NPAT \$10.4 million* (45% cash/55% non-cash)
- Short term profitability driven by strong Equity Capital Markets activity and increases in WIC and OZG share prices

* Financial year to 31 October 2016

- Increasing focus on fund and wealth management capabilities
- **Building diverse revenue streams:**
 - Growing a consistent base of ongoing revenues from stockbroking, funds and wealth management initiatives
 - Maintaining and increasing leverage through transactional upside in stockbroking and corporate finance business plus potential performance fees from growing funds management business
- Track record of successful acquisitions, extraction of operational synergies and strong administrative support
- Strong balance sheet of \$111.6 million of cash and investments / NTA of 72 cents per share
- Significant staff ownership of 44% aligns the operations of the business with the interests of shareholders

Euroz Limited: A growing and diversified financial services company

Note 1: As at 31 October 2016

Disclaimer & Disclosure

Euroz Limited (EZL) and its related entities and each of their respective directors, officers and agents (together the Disclosers) have prepared the information contained in these materials in good faith. However, no warranty (express or implied) is made as to the accuracy, completeness or reliability of any statements, estimates or opinions or other information contained in these materials (any of which may change without notice) and to the maximum extent permitted by law, the Disclosers disclaim all liability and responsibility (including, without limitation, any liability arising from fault or negligence on the part of any or all of the Disclosers) for any direct or indirect loss or damage which may be suffered by any recipient through relying on anything contained in or omitted from these materials. This information has been prepared and provided by Euroz Limited. To the extent that it includes any financial product advice, the advice is of a general nature only and does not take into account any individual's objectives, financial situation or particular needs. Before making an investment decision an individual should assess whether it meets their own needs and consult a financial advisor. Past performance is not an indication of future performance.

Thank you

Euroz Limited
Level 18 Alluvion
58 Mounts Bay Rd
Perth Western Australia 6000

euroz.com

EUROZ