




vision
commitment
results



ASX Investor Seminar
Sydney
6 September 2011

Forward Looking Statement

vision
commitment
results



This presentation contains “forward-looking statements”.

Such forward-looking statements include, without limitation:

- estimates of future earnings, the sensitivity of earnings to metal prices and foreign exchange rate movements;
- estimates of future metal production and sales;
- estimates of future cash flows, the sensitivity of cash flows to metals prices and foreign exchange rate movements;
- statements regarding future debt repayments;
- estimates of future capital expenditures;
- estimates of reserves and statements regarding future exploration results and the replacement of reserves; and
- statements regarding modifications to the Company's hedge position.

Where the Company expresses or implies an expectation or belief as to future events or results, such expectation or belief is expressed in good faith and believed to have a reasonable basis. However, forward looking statements are subject to risks, uncertainties and other factors, which could cause actual results to differ materially from future results expressed, projected or implied by such forward-looking statements. Such risks include, but are not limited to metals price volatility, currency fluctuations, increased production costs and variances in ore grade or recovery rates from those assumed in mining plans, as well as political and operational risks in the countries and states in which we operate or sell product to, and governmental regulation and judicial outcomes.

For a more detailed discussion of such risks and other factors, see the Company's Annual Reports, as well as the Company's other filings. The Company does not undertake any obligation to release publicly any revisions to any “forward-looking statement” to reflect events or circumstances after the date of this presentation, or to reflect the occurrence of unanticipated events, except as may be required under applicable securities laws.

Creating Shareholder Value

vision
commitment
results



PANORAMIC
RESOURCES LTD

■ *Current Status*

Shares on issue 210m (incl. 3m options)
ASX Price \$1.65 (5 Sept 2011)
Market Capitalisation ~A\$325m
Liquid Assets (Cash & Receivables) ~A\$126m (30 June 2011)

- *Clear commitment and strategy to become a significant diversified mining company (S&P/ASX Top 100)*
- *Investing in the future and rewarding shareholders with regular dividends*

Substantial Shareholders

Shareholder	Shares		Location
M&G	41.32M	20.0%	UK
AMP Capital	15.34M	7.4%	Syd
Eley Griffiths	14.40M	7.0%	Syd

Three Pillars of Growth and Transformation

1. Organic production growth at existing mines
2. Exploration success (near mine, regional and entry into new mineralised provinces)
3. Disciplined acquisitions or mergers with a focus on operating mines, development projects and prospective projects (adding copper, gold, PGM's and other essential industrial minerals to our portfolio)



Existing Operations - Snapshot

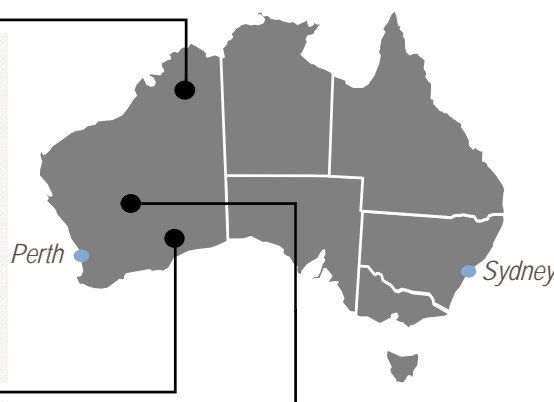
vision
commitment
results



Existing Mines

Savannah Project (100% mine)

- Underground Nickel Sulphide mine
- Producing ~7-8,000tpa contained Ni
- Jinchuan concentrate off-take to 2020
- Reserves 63,400t (Ni contained)
- Resources 83,100t (Ni contained)
- Reserve life ~8 years
- C1 Cash Costs ~US\$5-6/lb
- Plus 60% Copernicus deposit



Lanfranchi Project (100% mine)

- Underground Nickel Sulphide mine
- Producing ~10-11,000tpa contained Ni
- BHP Kambalda ore off-take to 2019
- Reserves 55,600t (Ni contained)
- Resources 158,700t (Ni contained)
- Reserve life ~6 years
- C1 Cash Costs ~US\$5-6/lb

Gidgee Gold Project (100%)

- ~1,200km² of prospective tenure
- Limited exploration since 2005
- Historical production of 1Moz ceased in 2005
- Resources 310,000 ounces
- Excellent infrastructure
- Exploration program commenced

Total Contained Ni Resources ~240,000 tonnes

- Australia's largest Nickel Sulphide producer (outside of BHP Billiton)
- **Revised target to lift combined production to +25,000tpa contained nickel**
- Expansion and optimisation studies underway

Listed Investments

- Hot Chili (ASX:HCH)
- Magma (ASX & TSX: MMW)
- Thundelarra (ASX: THX)
- Liontown (ASX: LTR)

Exploration Upside

Kimberley

- Savannah (100%) - Depth extensions
- Savannah regional (100%)
- East Kimberley JV (61%)

Kambalda (100%)

- Lanfranchi channel depth extensions
- Northern Tramways Dome
- Cowan

Northern Territory

- Bluebushes Cu/Au JV (earning 80%)

Scandinavia

- Base metals exploration Alliance with Drake Resources in Scandinavia
- Finland JV with Drake
 - Kangisjarvi JV
 - Savia JV
- Norway JV with Drake
 - Lokken JV
 - Nordgruva JV
 - Sulitjelma JV

Through organic growth, exploration success and selective acquisitions we will achieve our objective to become a significant diversified mining company

2010/11 Financial Year Highlights

vision
commitment
results



PANORAMIC
RESOURCES LTD

Net Profit of **\$22.3 Million**

Final Dividend **2 cents** (fully franked)

Total Dividend **6 cents** (fully franked)

Cash & Receivables of **\$126.4 Million**

Group Production of **17,027t Ni**

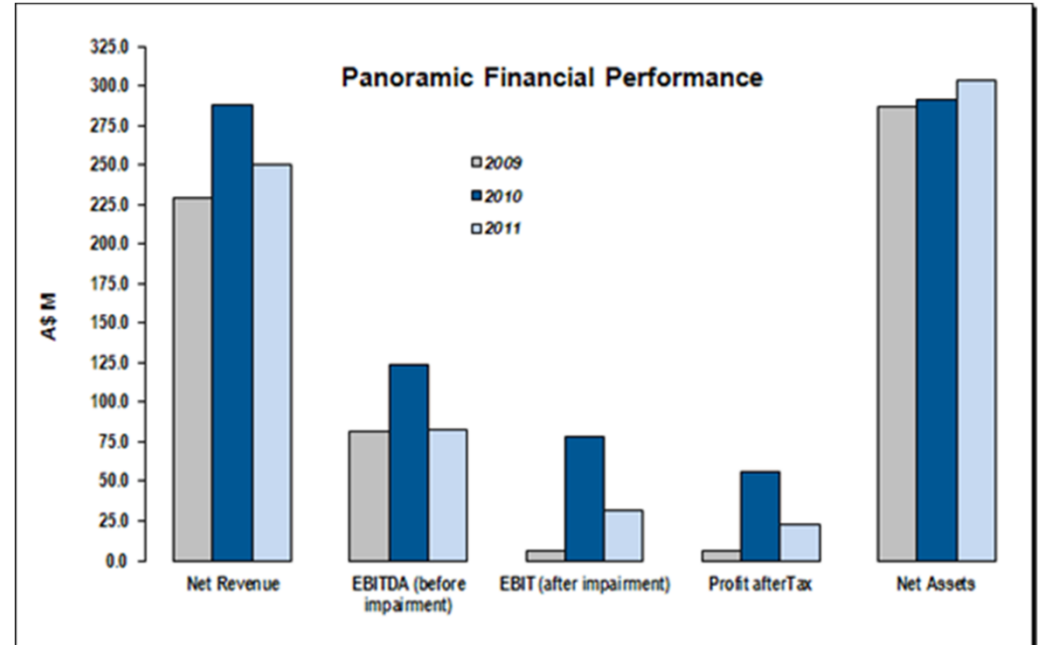
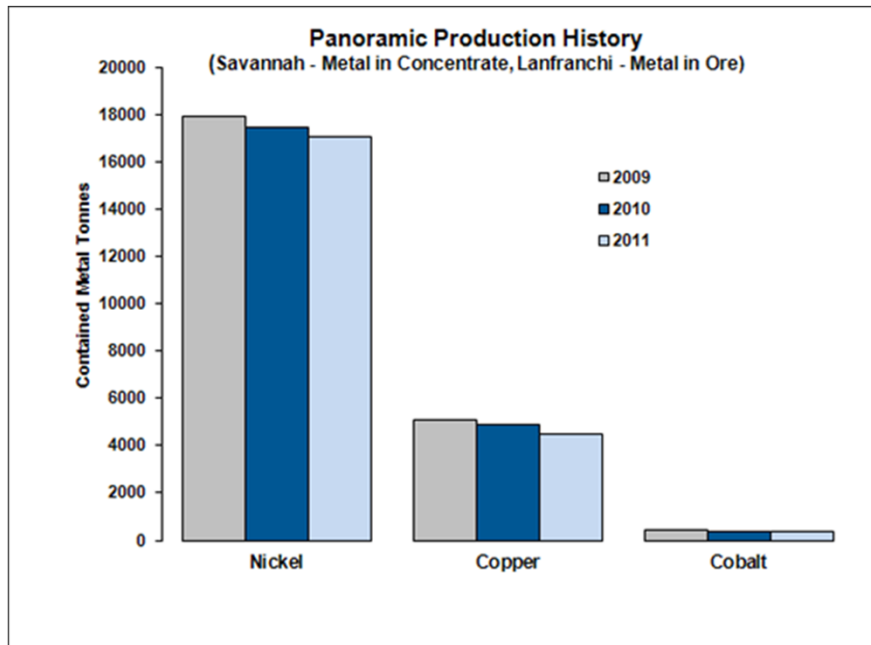
Acquisition of **Gidgee Gold Project**

26% Increase in Cruickshank Resource – **33,560t Ni**

Initial Helmut South Extension Resource – **7,080t Ni**

New nickel mineralisation down-plunge of Deacon

Three new JV's in Norway with Drake Resources



Financials – last three years

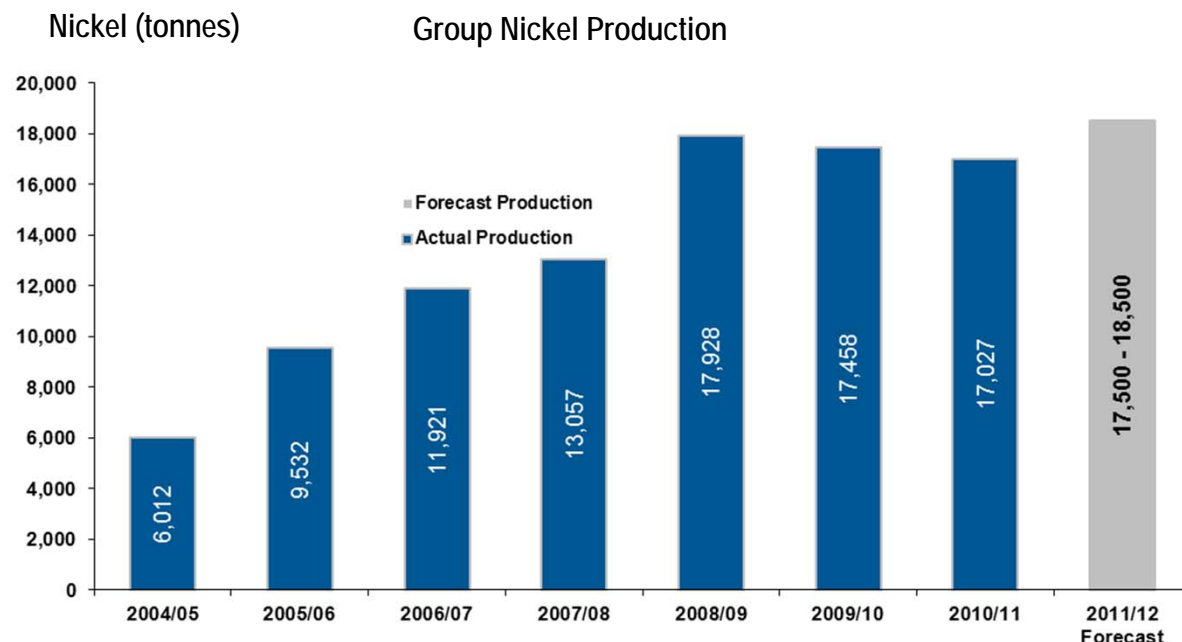
vision
commitment
results



	2011	2010	2009
LME average cash nickel price	US\$10.89/lb	US\$8.81/lb	US\$6.03/lb
RBA average US\$:A\$ FX settlement rate	US\$0.9891	US\$0.8830	US\$0.7456
Commodity derivative hedging gains/(losses)	(\$13.8M)	\$40.0M	\$44.3M
Total net revenue (including interest income)	\$249.6M	\$287.8M	\$228.7M
EBITDA (and before impairment)	\$82.8M	\$124.1M	\$81.7M
Depreciation and amortisation	\$46.1M	\$52.7M	\$49.5M
Profit before tax (and before impairment)	\$36.3M	\$71.1M	\$31.7M
NPAT (and before impairment)	\$26.2M	\$51.2M	\$24.0M
Net impairment/impairment reversal (after tax)	(\$3.9M)	\$5.0M	(\$18.4M)
NPAT	\$22.3M	\$56.2M	\$5.6M
Earnings per share (EPS)	10.8c	27.5c	2.9c
Cash flow from operating activities before tax	\$61.5M	\$131.8M	\$54.8M
Payments on P,P&E, dev't and exploration	\$56.1M	\$34.9M	\$60.7M
Acquisition of the Gidgee Gold Project	\$15.5M	-	-
Cash and current receivables	\$126.4M	\$158.3M	\$95.9M
Total assets	\$408.7M	\$416.8M	\$380.3M
Total liabilities	\$105.6M	\$125.7M	\$94.0M
Shareholders equity	\$303.1M	\$291.1M	\$286.3M
Return on equity (ROE)	22%	55%	6%
Dividend payment per share	6.0c	16.5c	3.0c
Dividend pay-out ratio	56%	60%	103%

Organic Growth Opportunities

vision
commitment
results



Our Achievements

- ✓ Successfully grown nickel production from **6ktpa (2005) to 17.5ktpa (2010)**
- ✓ Successfully grown nickel Resources from **63kt Ni to ~230kt Ni** plus produced **~76kt Ni** over this period
- ✓ Reserves have also grown significantly from nil to **~120kt Ni** not including 76kt Ni depletion from production
- ✓ We have tightly controlled costs (C1 Cash Cost ~ **US\$5-6/lb**)
- ✓ Both of our operating mines have never been in better shape in terms of mineral inventory and upside

Poised for a step change

- ✓ Within the Savannah and Lanfranchi projects we see significant opportunity for organic growth in production through expansion and optimisation initiatives
- ✓ In light of what we have delivered, the target we set ourselves in 2006 of 20ktpa Ni for 10+ years is no longer appropriate
- ✓ Our new target for Savannah and Lanfranchi combined is **+25,000t pa Ni for 10+ years**
- ✓ For the reasons set out on the following slides we believe this new target is both appropriate and realistic
- ✓ The sources of potential production growth have been identified and drilling and optimisation studies are underway

Savannah Project - Summary

vision
commitment
results



PANORAMIC
RESOURCES LTD

Mining	Open stoping with paste fill
Processing	1.0Mtpa Crush, SAG, Float
Current Production	~7,500t Ni, 4,500t Cu, 400t Co per year
Life	Ore Reserves to 2018
Offtake	Contracted to Jinchuan until 2020



Savannah – Existing Orebody

vision
commitment
results



PANORAMIC
RESOURCES LTD

Resource (30 June 2010)

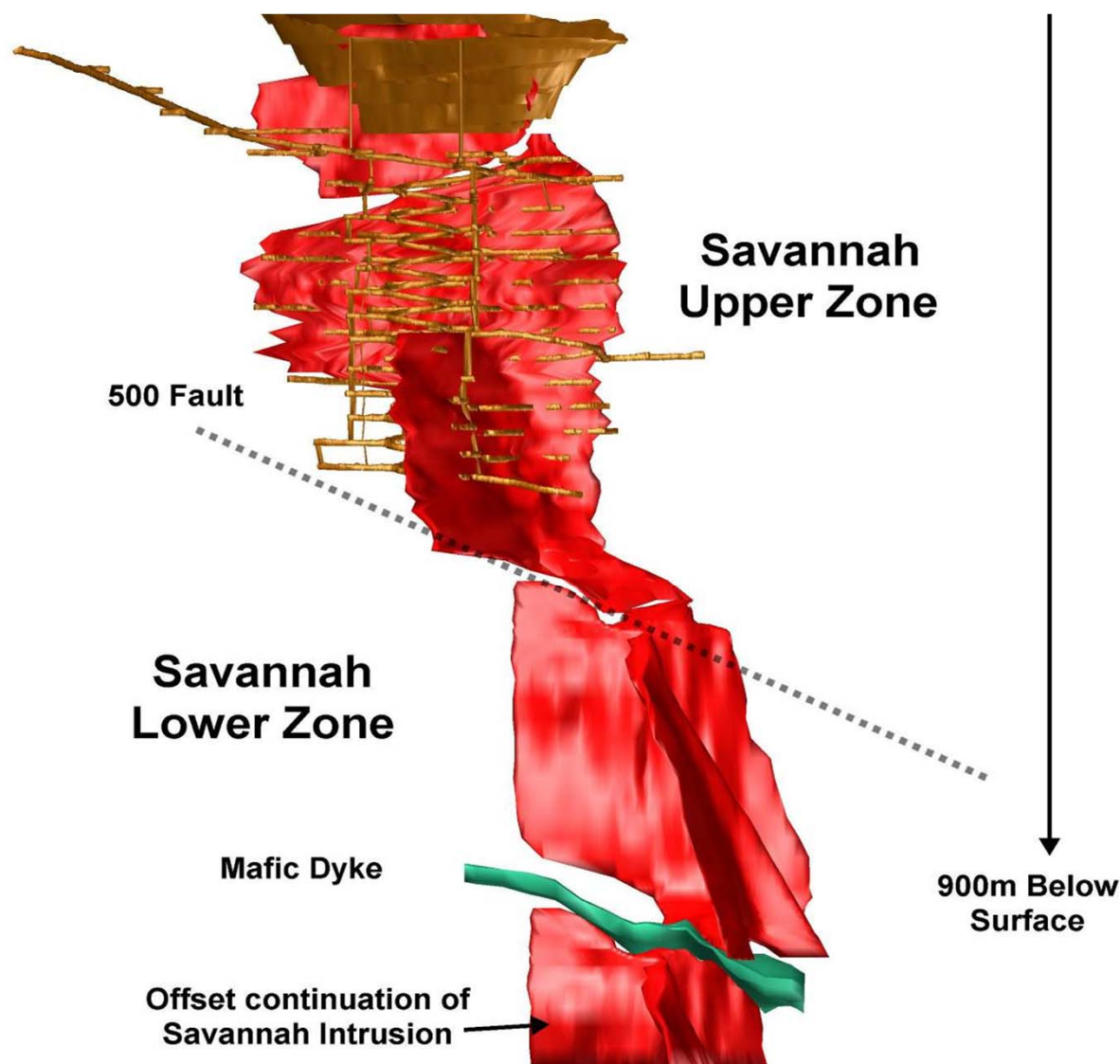
- 83,100t Nickel
- 42,000t Copper
- 4,300t Cobalt

Ore Reserve - Upper Zone

- 20,200t Nickel
- 9,800t Copper
- 1,000t Cobalt

Ore Reserve - Lower Zone

- 43,200t Nickel
- 23,500t Copper
- 2,200t Cobalt

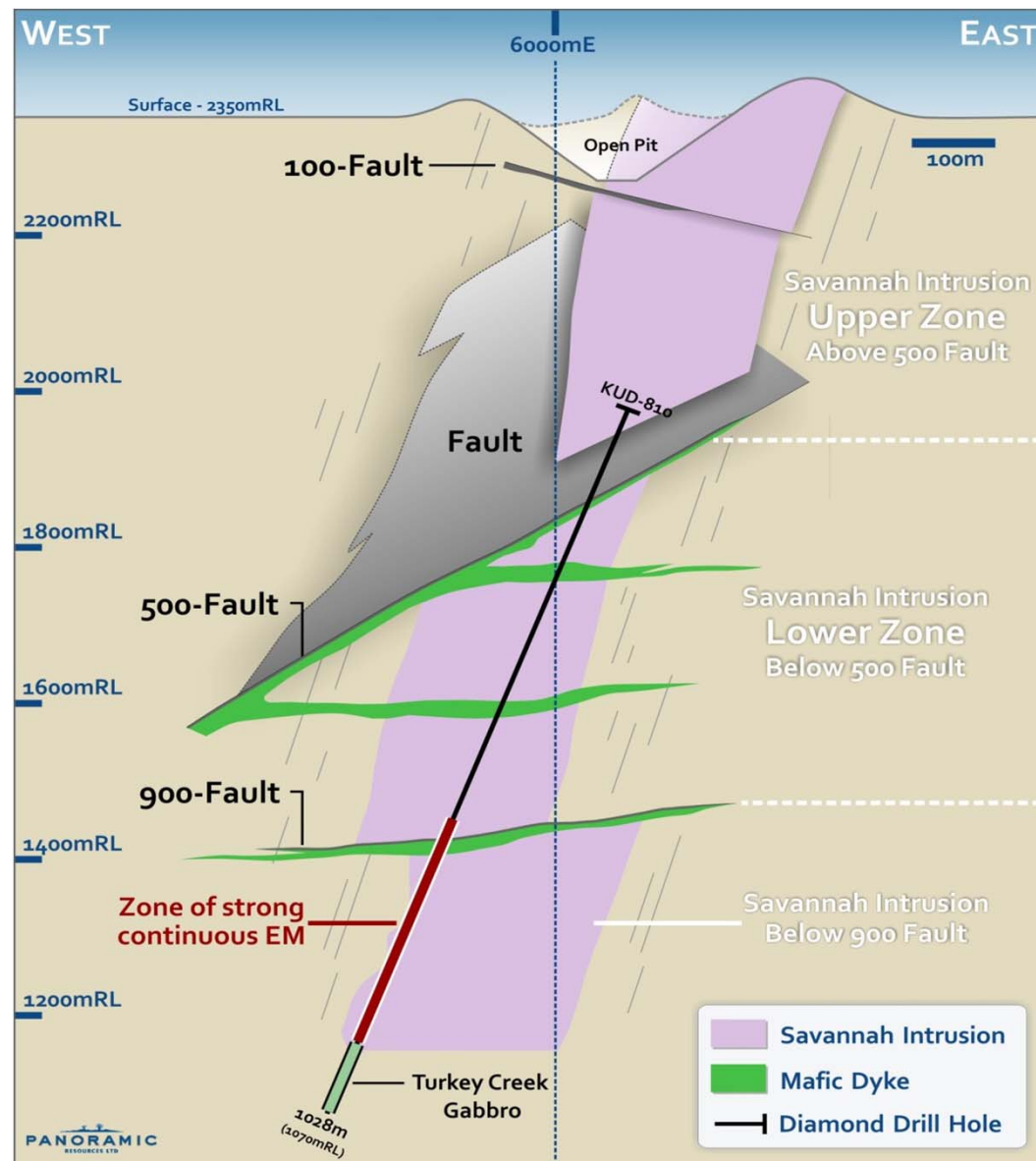
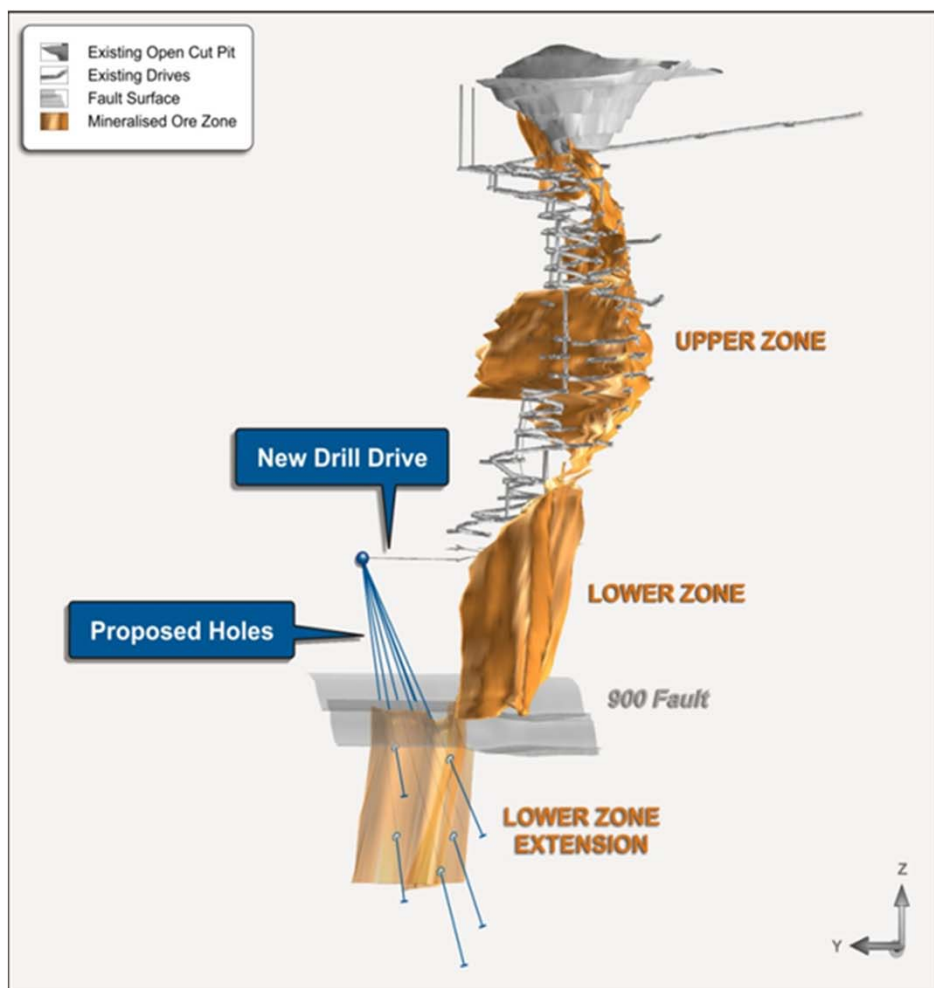


Savannah – Extensions

vision
commitment
results



Development of a new drill drive in H2 2011 is planned to enable the drilling of the Lower Zone Extension



Savannah Region – EM Targets

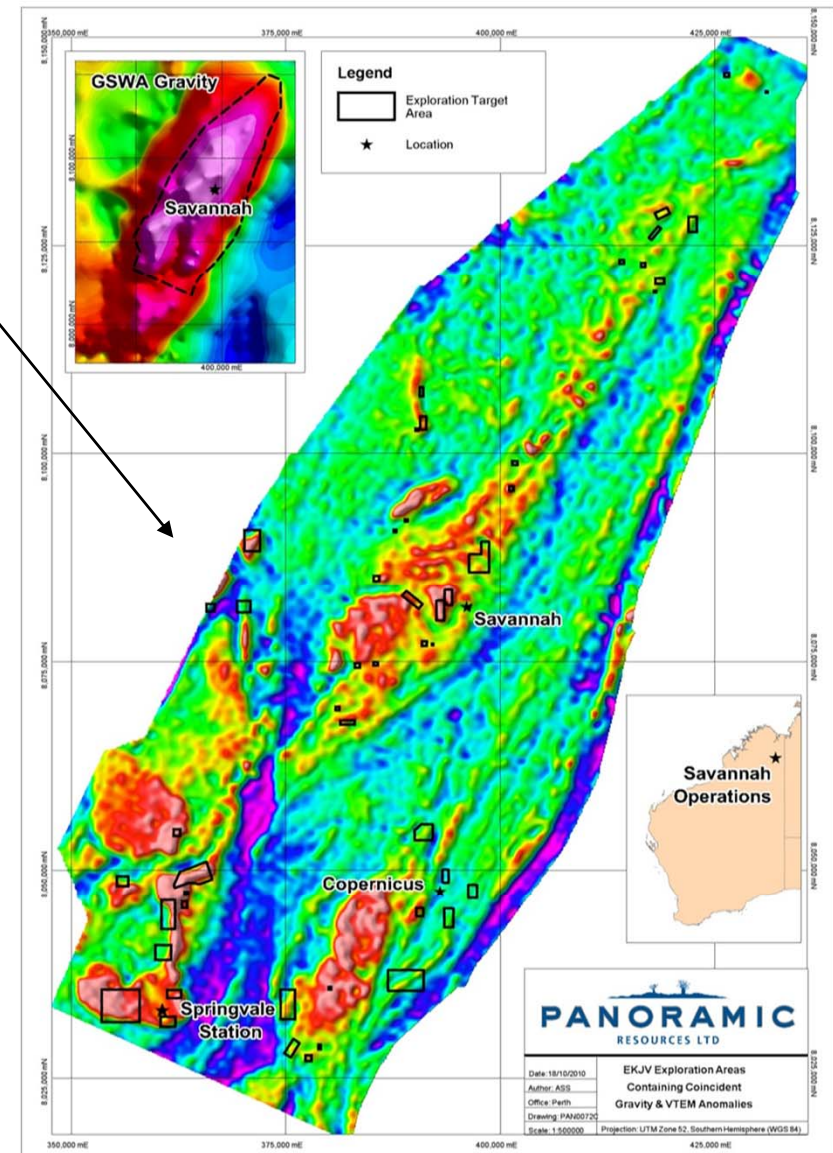
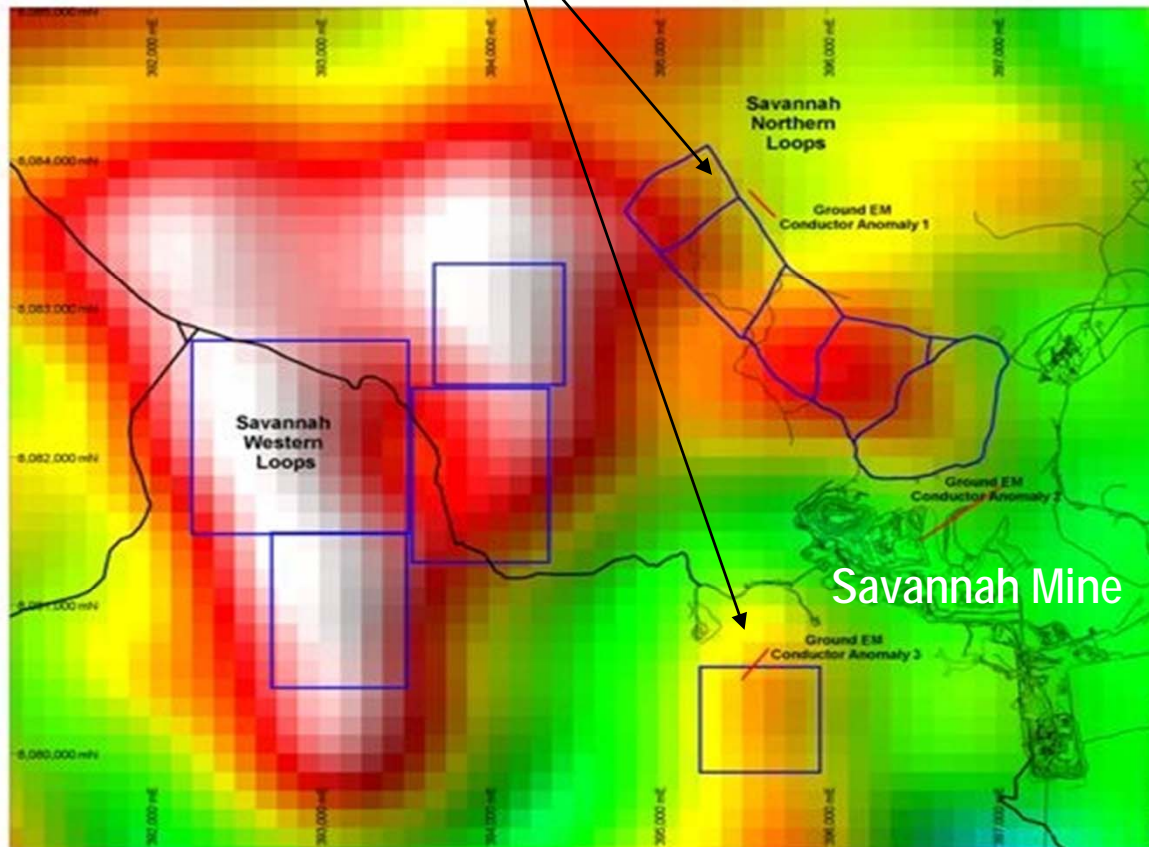
vision
commitment
results



PANORAMIC
RESOURCES LTD

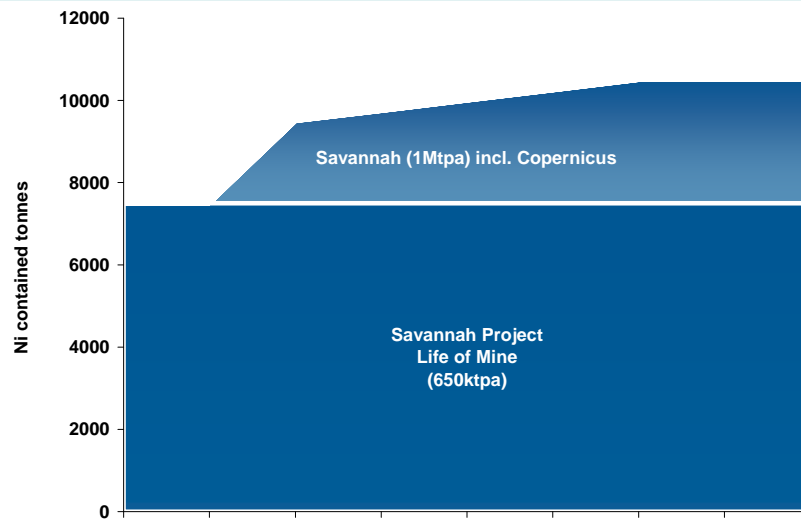
Highly conductive near mine
EM target

Numerous regional
EM targets





Savannah Targeted Production



Savannah Resource Summary

	Nickel	Copper	Cobalt
Upper Zone	28,100t	14,000t	1,450t
Lower Zone	55,000t	28,000t	2,850t
LZ Extension	Drilling in 2011		
Copernicus (60%)	6,000t	4,000t	200t

Focus of Savannah Optimisation Project

1. Increasing underground production rates
2. Optimising cut-off grades and mining methods
3. Drilling out Savannah Lower Zone Extension (LZ Ext) orebody below 900m fault and commence mine feasibility once mining inventory in place
4. Undertake conceptual studies on optimal haulage methods below 900m fault
5. The potential to re-start the Copernicus open pit is under constant review with our joint venture partner
6. Savannah mill has spare capacity and could accommodate up to 40% more ore without modification

Forward Programme

Time-line

Optimisation Studies

Next 12-18 months

LZ Ext Definitional Drilling

Calendar 2011

LZ Ext Feasibility

Calendar 2012

Copernicus restart

Short lead time

Target

>10,000tpa Ni

Lanfranchi Project – Summary

vision
commitment
results



PANORAMIC
RESOURCES LTD

Mining	Open stoping with paste fill
Processing	3 rd party feed to Kambalda Concentrator
Production	10-12,000t Ni & 1,000t Cu per year
Life	Ore Reserves to 2016
Offtake	Contracted to BHP Billiton until 2019



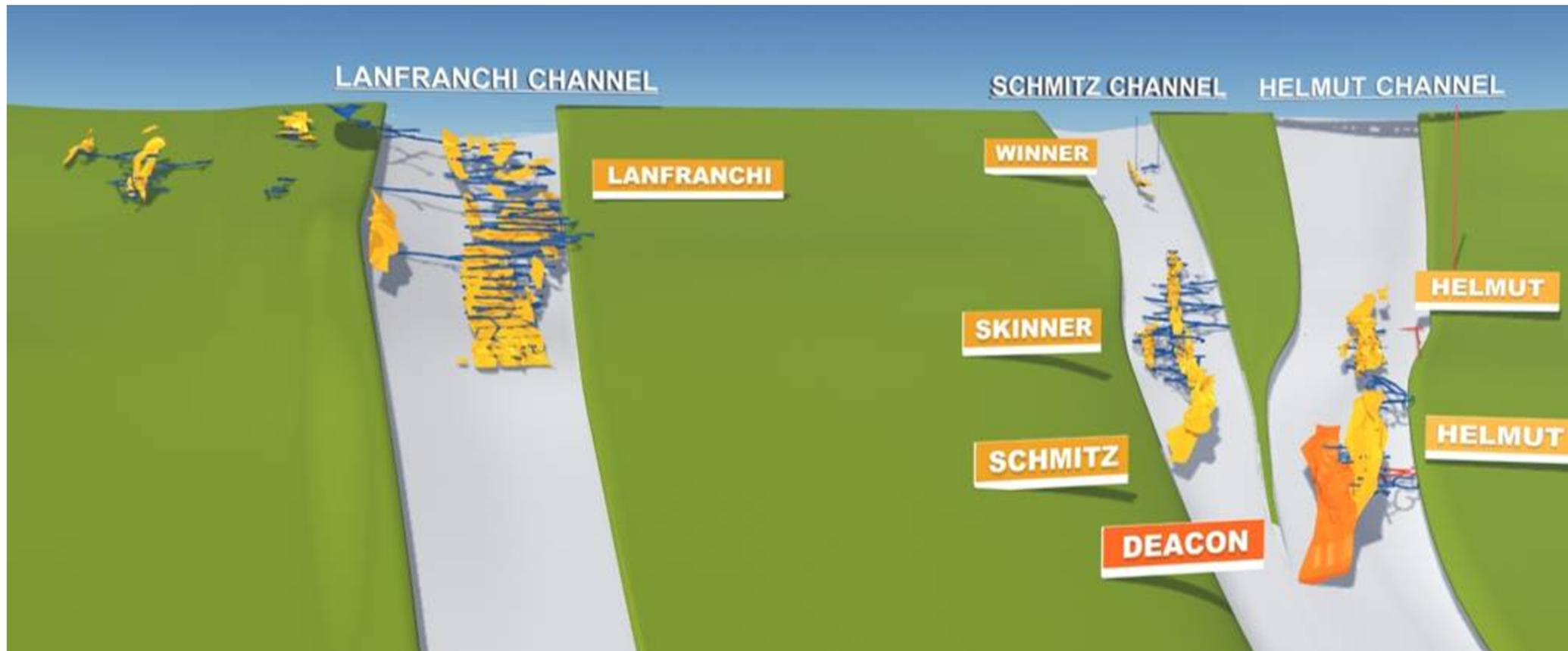
Lanfranchi – Extended Mine Life

vision
commitment
results



PANORAMIC
RESOURCES LTD

- Production to date +140,000t Ni
- Resources 141,500t Ni
- Reserves 55,000t Ni
- 6 Year Mine Life in Ore Reserves
- Targeting >10 year Mine Life
- Focused Exploration



See Appendix 1: detailed resource & reserve tables



Helmut South Extension

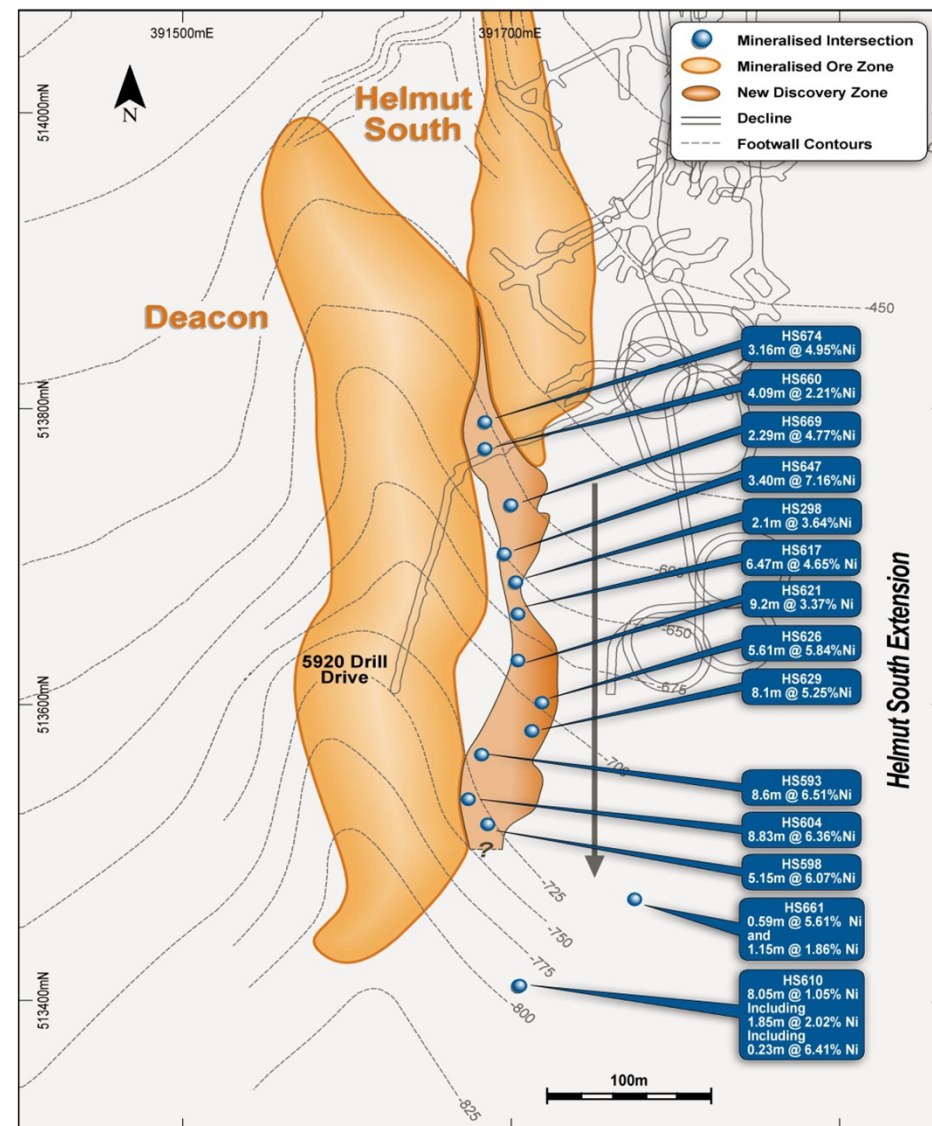
- Infill drilling ongoing
- Significant intersections outside existing resource on the eastern flank of Deacon

250m Strike Extension

- HS593 - 8.60m @ 6.51% Ni
- HS598 - 5.10m @ 6.07% Ni
- HS617 – 6.47m @ 4.65% Ni
- HS621 – 9.10m @ 3.37% Ni

Next steps:

- Intersections are open
- Maiden Resource of 181,700t at 3.90% Ni for 7,080kt Ni contained





Deacon/Helmut Channel Extension

- 3 hole program testing 100-500m down-plunge extension to Deacon
- Significant EM conductors
- Nickel sulphide mineralisation intersected

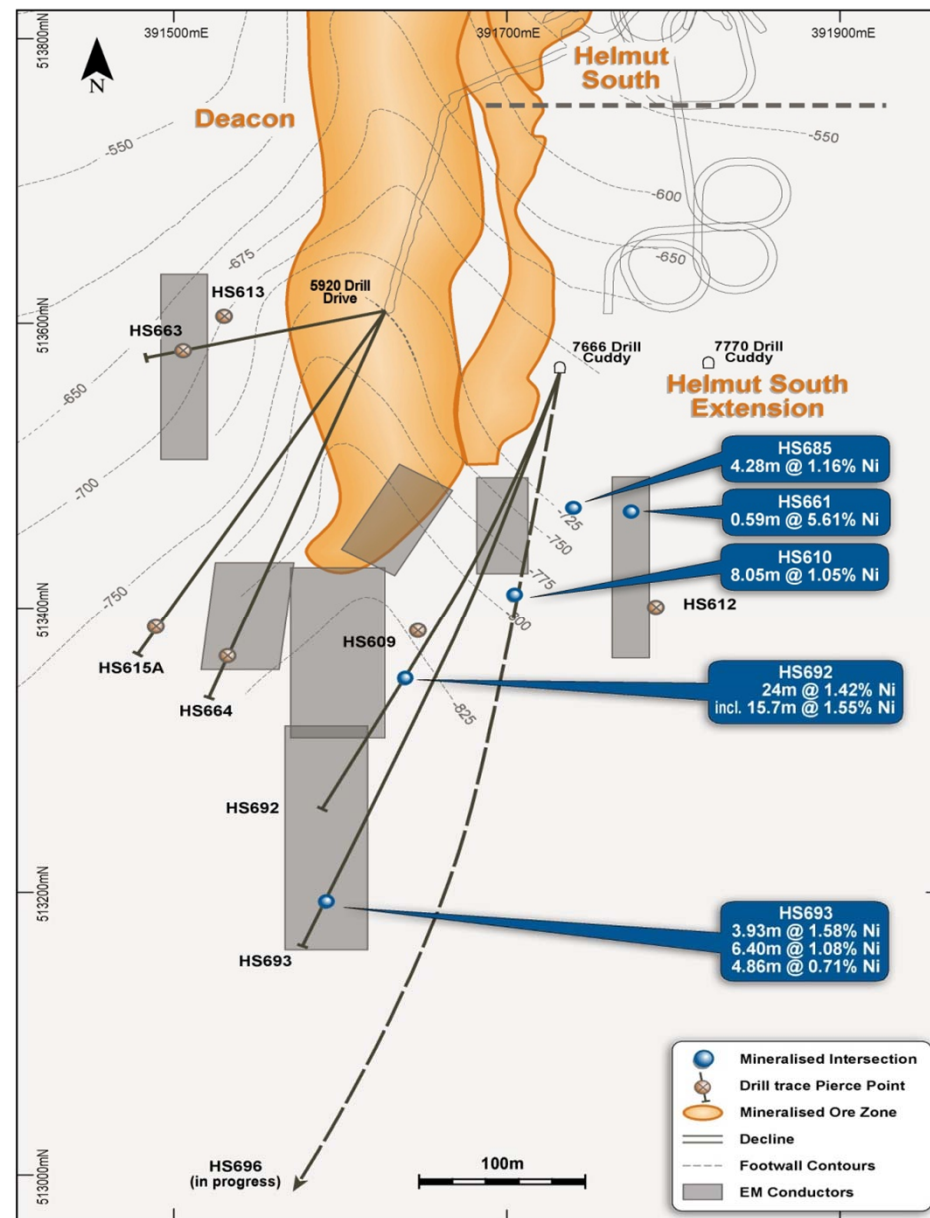
HS692 - 24.0m @ 1.42% Ni

incl. 15.7m @ 1.55% Ni

HS693 - 3.93m @ 1.58% Ni

6.40m @ 1.08% Ni

HS696 - drilling in progress





Lanfranchi Orebody Extension

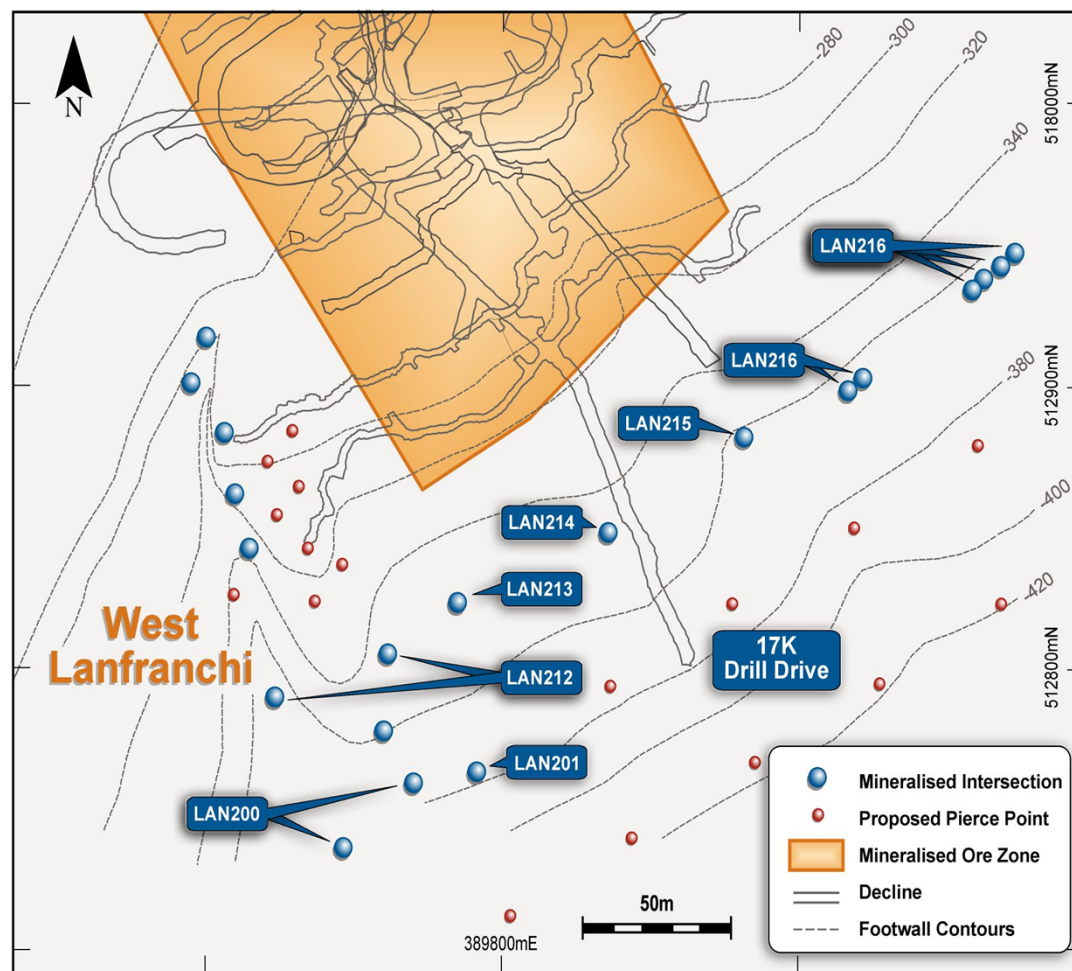
- 8 drill holes completed
- Down-hole EM surveys (DHTEM) on LAN200, 201 and 205A returned off-hole conductive EM responses

Assay results include:

- LAN213 – 2.80m @ 5.19% Ni
- LAN214 – 1.74m @ 6.98% Ni
- LAN215 – 0.29m @ 11.49% Ni
- LAN216 – 3.33m @ 2.34% Ni

Next steps:

- EM responses being evaluated
- Further drilling planned
- Drill drive extension



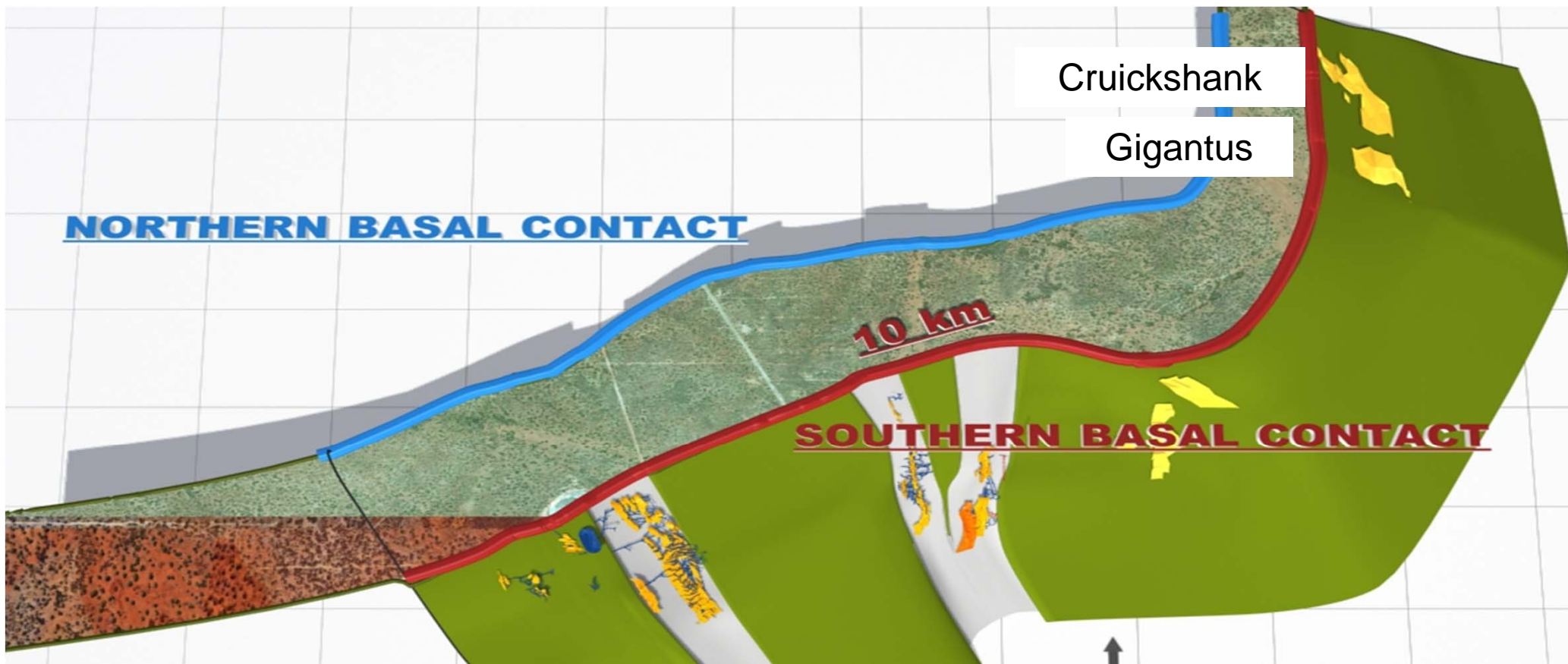
Lanfranchi – other orebodies

vision
commitment
results



PANORAMIC
RESOURCES LTD

- Cruickshank Resource - 33,560t Ni
- Gigantus Resource - 13,400t Ni
- Infill drilling complete at Cruickshank
- Drilling planned for Gigantus next





Resource drill program complete

Assay results include:

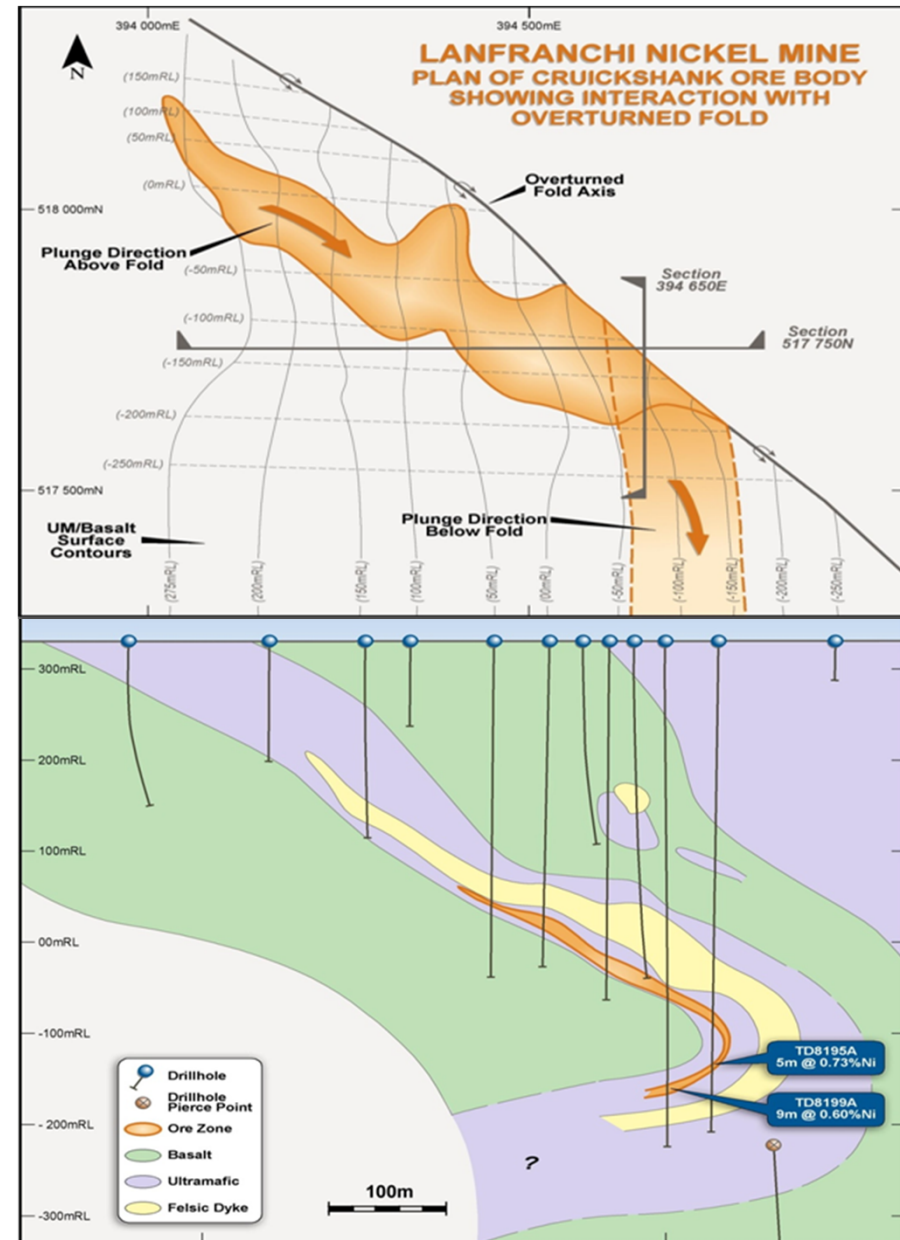
- TD8158 – 6.3m @ 2.10% Ni
- TD8161 – 16.5m @ 2.10% Ni
- TD8169 – 4.6m @ 2.03% Ni
- TD8175 – 13.3m @ 2.01% Ni

Upgraded Resource

- 2.6Mt @ 1.28%Ni for 33,560t Ni (0.5%Ni COG) – **26% Increase**
- 1.7Mt @ 1.53%Ni for 26,400t Ni (1.0%Ni COG)

Next steps:

- Mine feasibility study
- Discussions with customer
- Test overturned extension

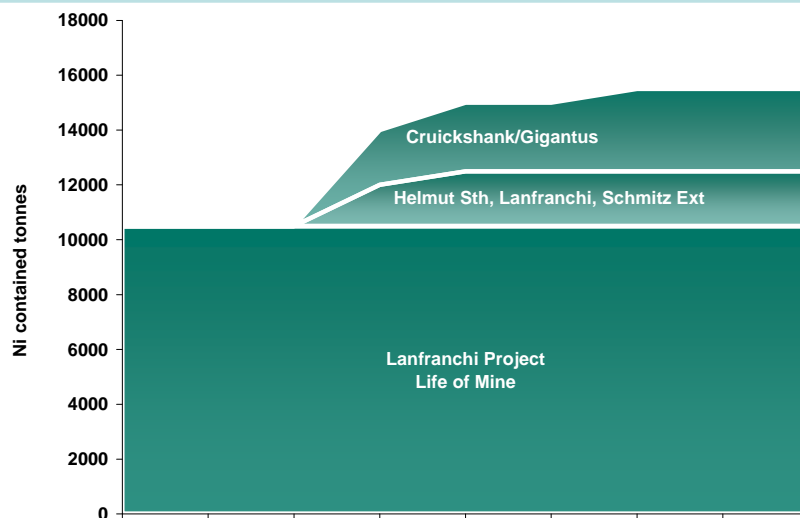


Organic Growth – Lanfranchi Upside

vision
commitment
results



Lanfranchi Targeted Production



Lanfranchi Resource Summary

	Nickel
Deacon	55,900t
Helmut South	5,000 – 10,000t (initial)
Cruickshank	26,400t (1.0%Ni CoG)
Gigantus	13,400t
McComish	14,900t

Focus of Lanfranchi Optimisation Project

1. Following discovery of high-grade nickel mineralisation down plunge of Helmut South, work has commenced to optimise production from all three producing channels (Helmut/Deacon, Schmitz and Lanfranchi)
2. Feasibility work has commenced on the Cruickshank (26.6kt Ni in Resource) with two surface diamond rigs on site doing infill drilling
3. We will also focus on the lower grade orebodies such as Gigantus (13.4kt Ni in Resource) and McComish (14.9kt Ni in Resource)

Forward Programme

Timeline

Optimisation Studies

Next 12-18 months

Cruickshank Drilling and Feasibility

Calendar 2011

Helmut South Drilling and Feasibility

Calendar 2011

Gigantus Drilling and Feasibility

Calendar 2011/12

Target

>15,000tpa

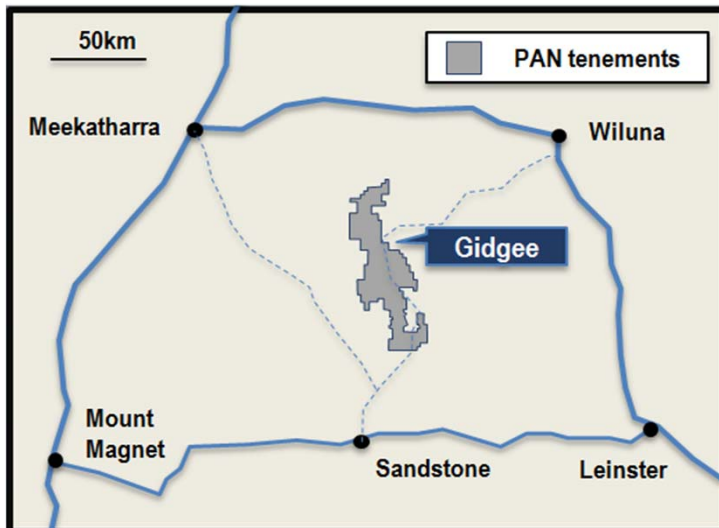
Gidgee Project

vision
commitment
results



PANORAMIC
RESOURCES LTD

- 640 km NE of Perth
- 310,000oz in Resource
- >1Moz mined to date
- 600ktpa mill & assoc infrastructure
- Purchase Price – \$15.5M



* Requires recommissioning

Gidgee - Background

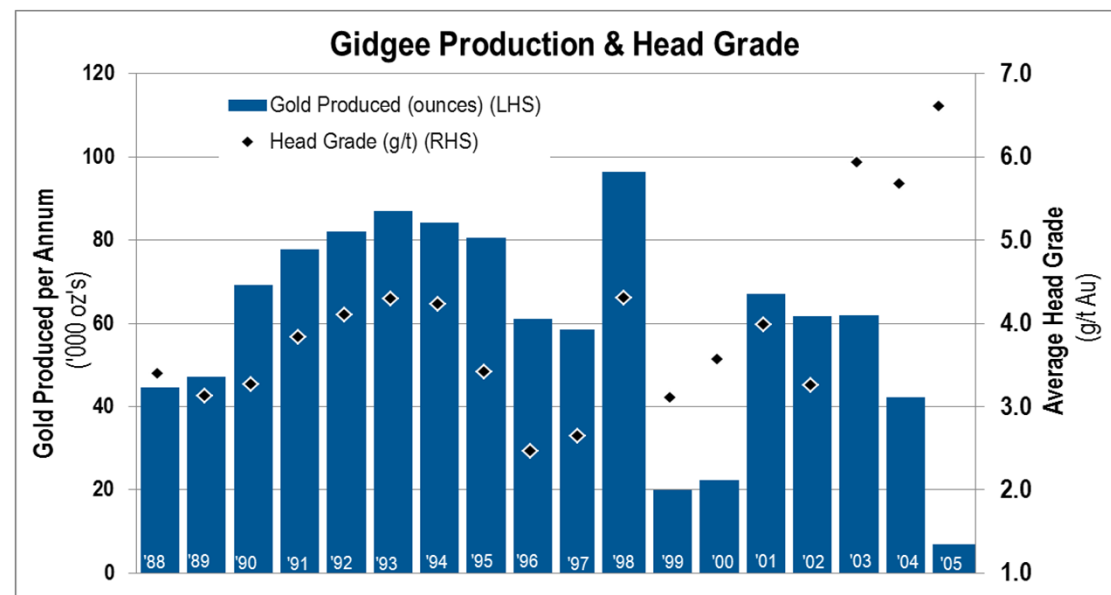
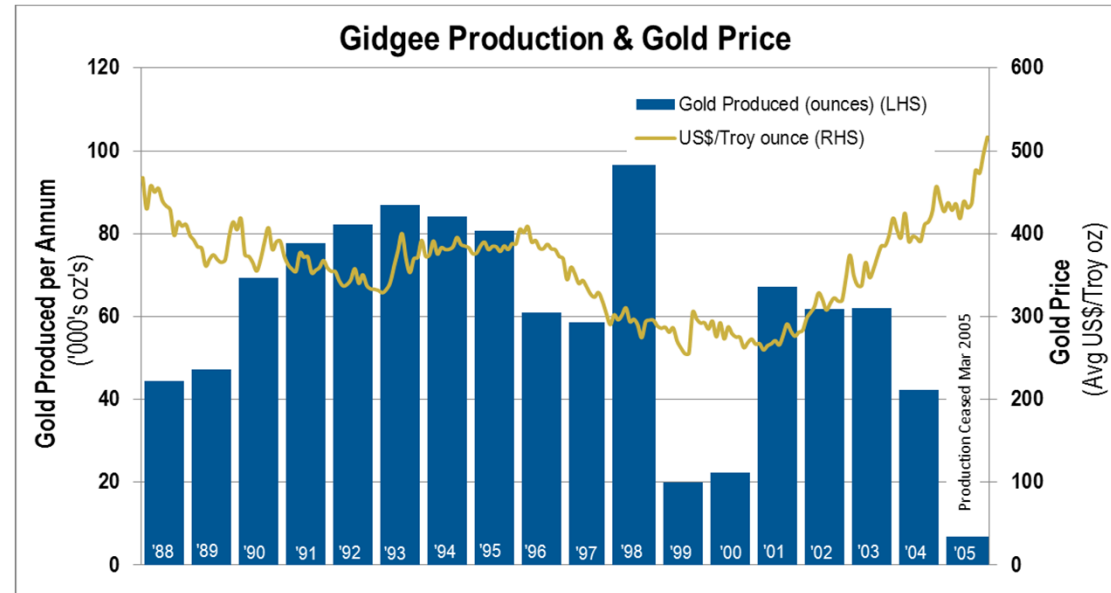
vision
commitment
results



PANORAMIC
RESOURCES LTD

- 1926 - gold discovered
- 1970/80's - base metal exploration
- 1983–1999 - Arimco/Australian Resources consolidated the land holding and explored for gold over 15 years
- 1987 - numerous oxide gold resources were discovered and exploited through a 300ktpa CIP plant
- 1999 - Abelle acquired the project, upgraded the plant to 600ktpa and commenced UG mining at Swan Bitter combined with OP mining of numerous pits (Kingfisher, Wilsons etc.)
- 2003 – Legend acquired Gidgee and continued mining until 2005
- 2007 – Apex acquired Gidgee and focused on the Wilsons Refractory Resource
- 2011 – Panoramic acquired Gidgee (excluding Wilsons)

Note - Resources mined when gold ranged between US\$250–450/oz



Gidgee - Strategy

vision
commitment
results



Target within 2 yrs

- 500,000oz in Reserve
- Production of 100,000oz pa

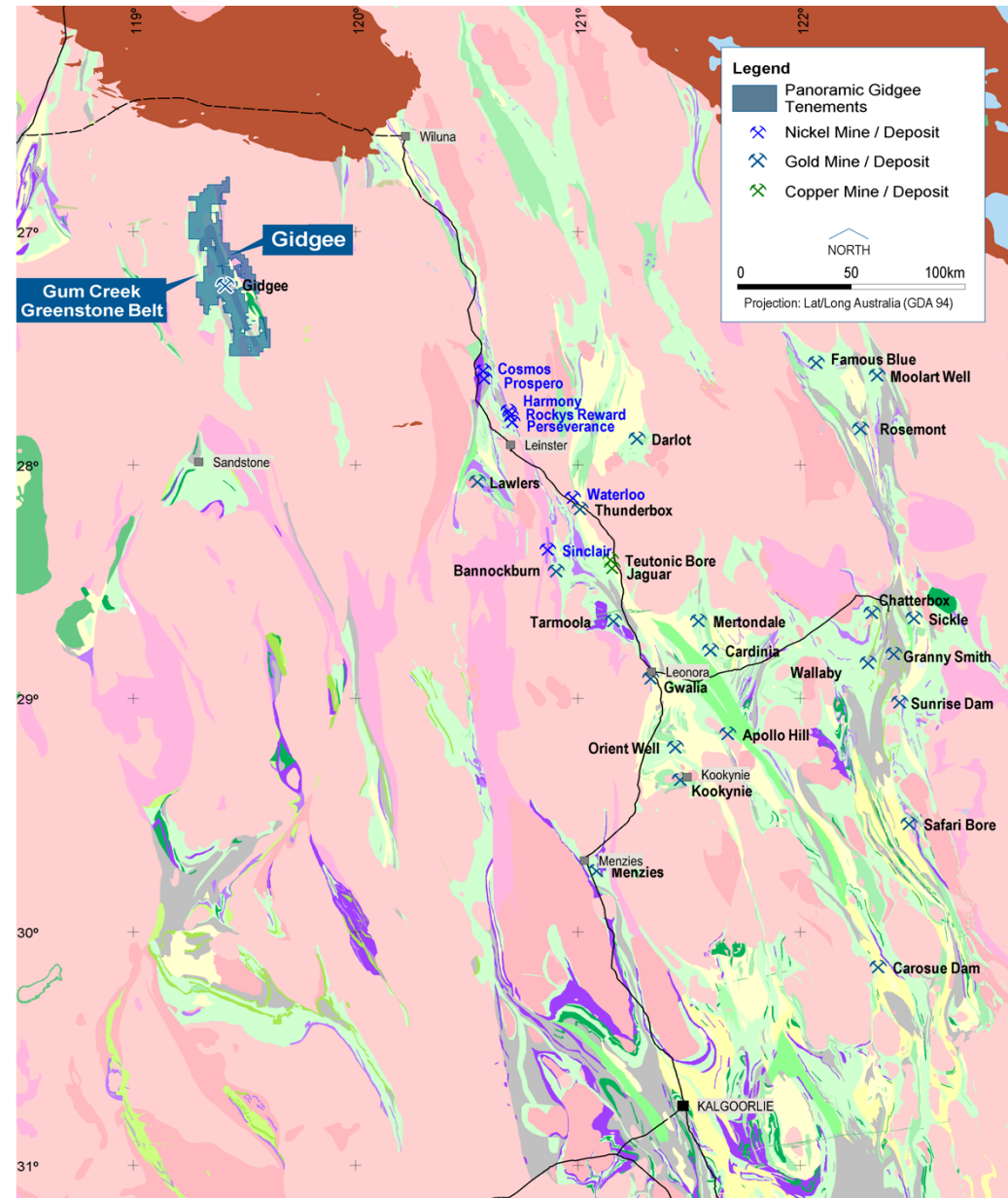
Exploration Strategy

Two concurrent exploration strategies have been implemented:

1. Resource Definition & Extensions
2. Regional Greenfields Targeting

Production Strategy

- Upgrade supporting services including communication, power, water, transport, etc.
- Engineering studies on recommisioning onsite CIP plant (cost and technical)



Exploration Strategy

vision
commitment
results

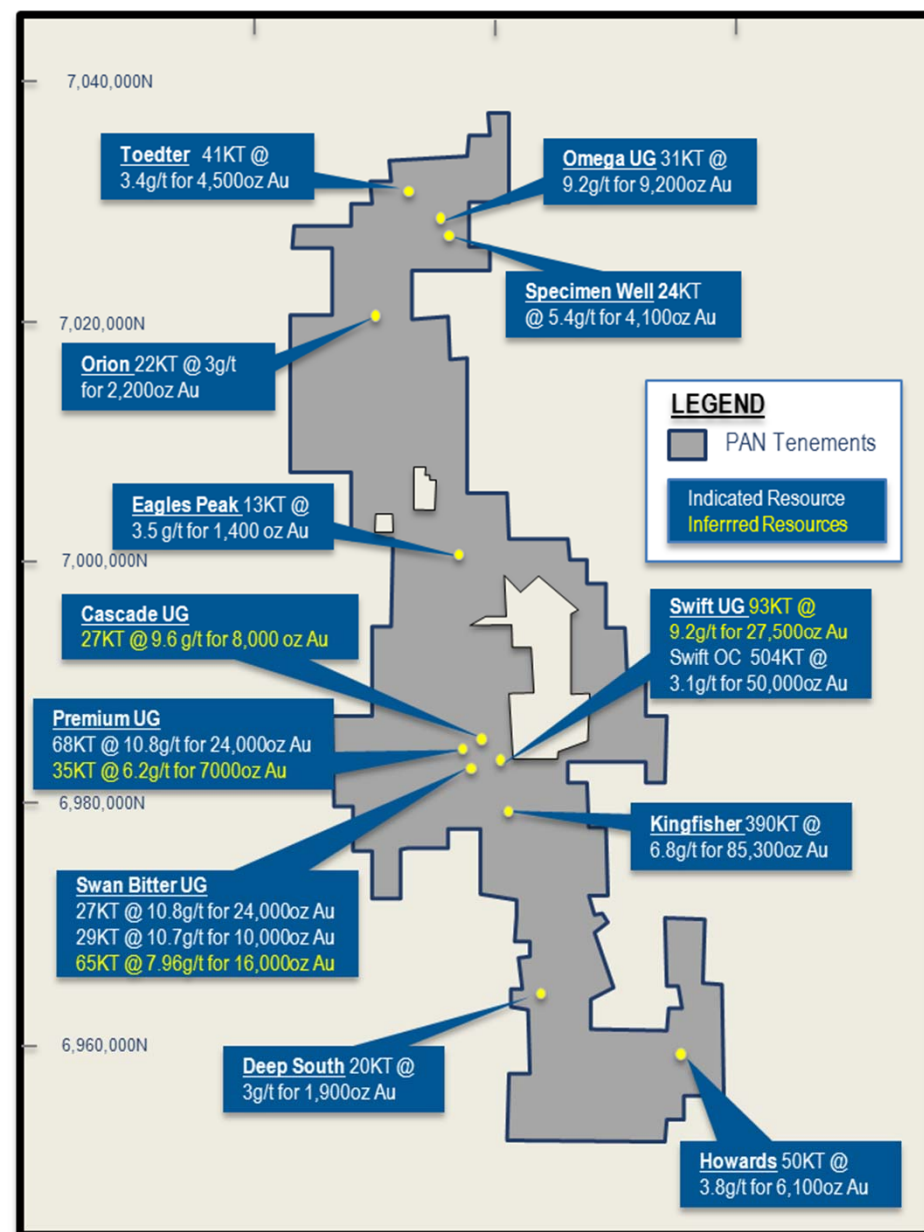


1. RESOURCE DEFINITION & EXTENSIONS

- 310,000oz in Resource (@ 5.2g/t Au)
- Current Resources optimised at US\$500 oz
- Multiple high-grade resource extensions targets identified

Work Program

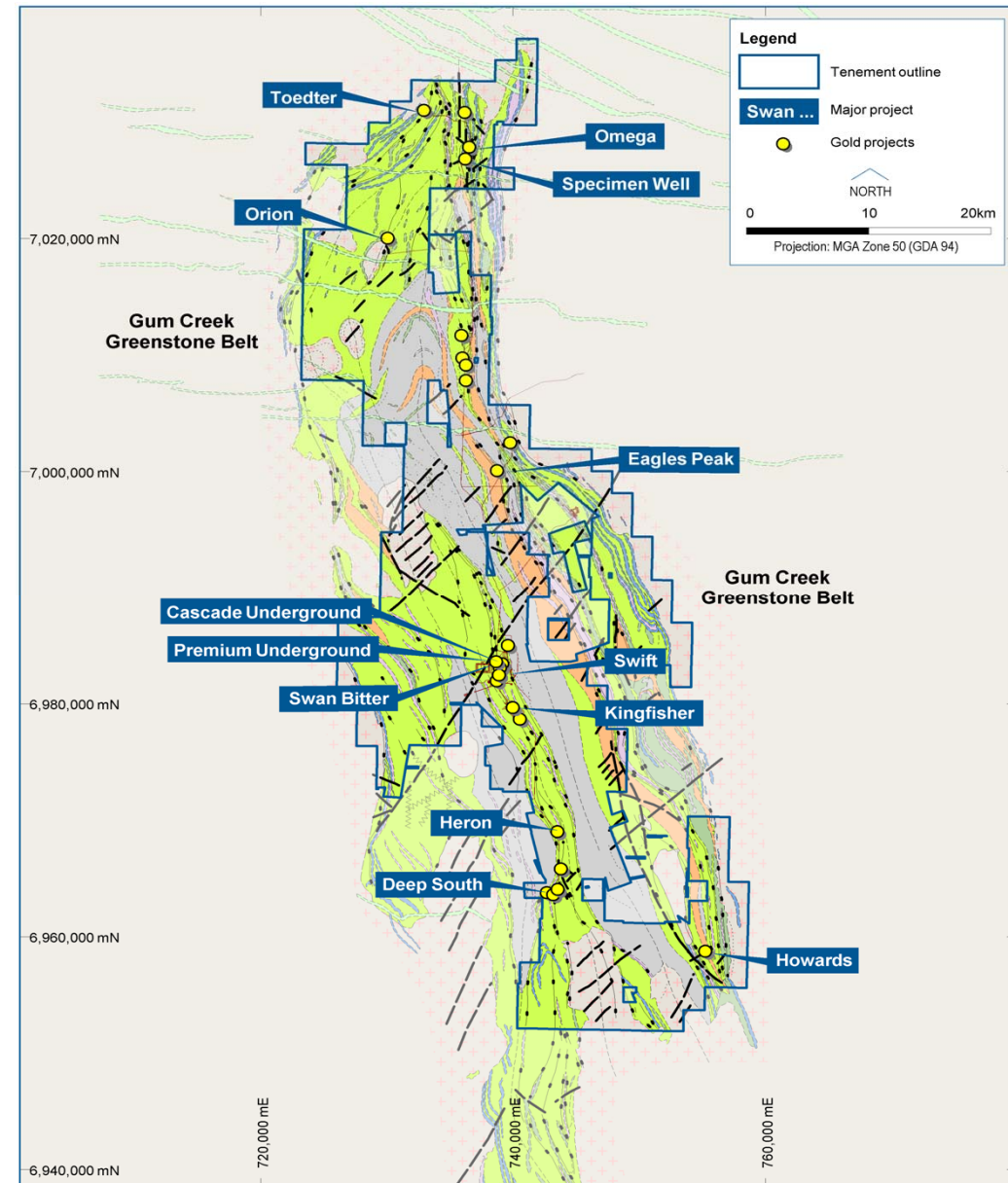
- Review all historical mining areas
- Re-optimize existing resources at higher gold price
- Understand controls on mineralisation in priority areas
- Initial 15,000m RC & Diamond drill program planned, schedule to commence during Q4 2011





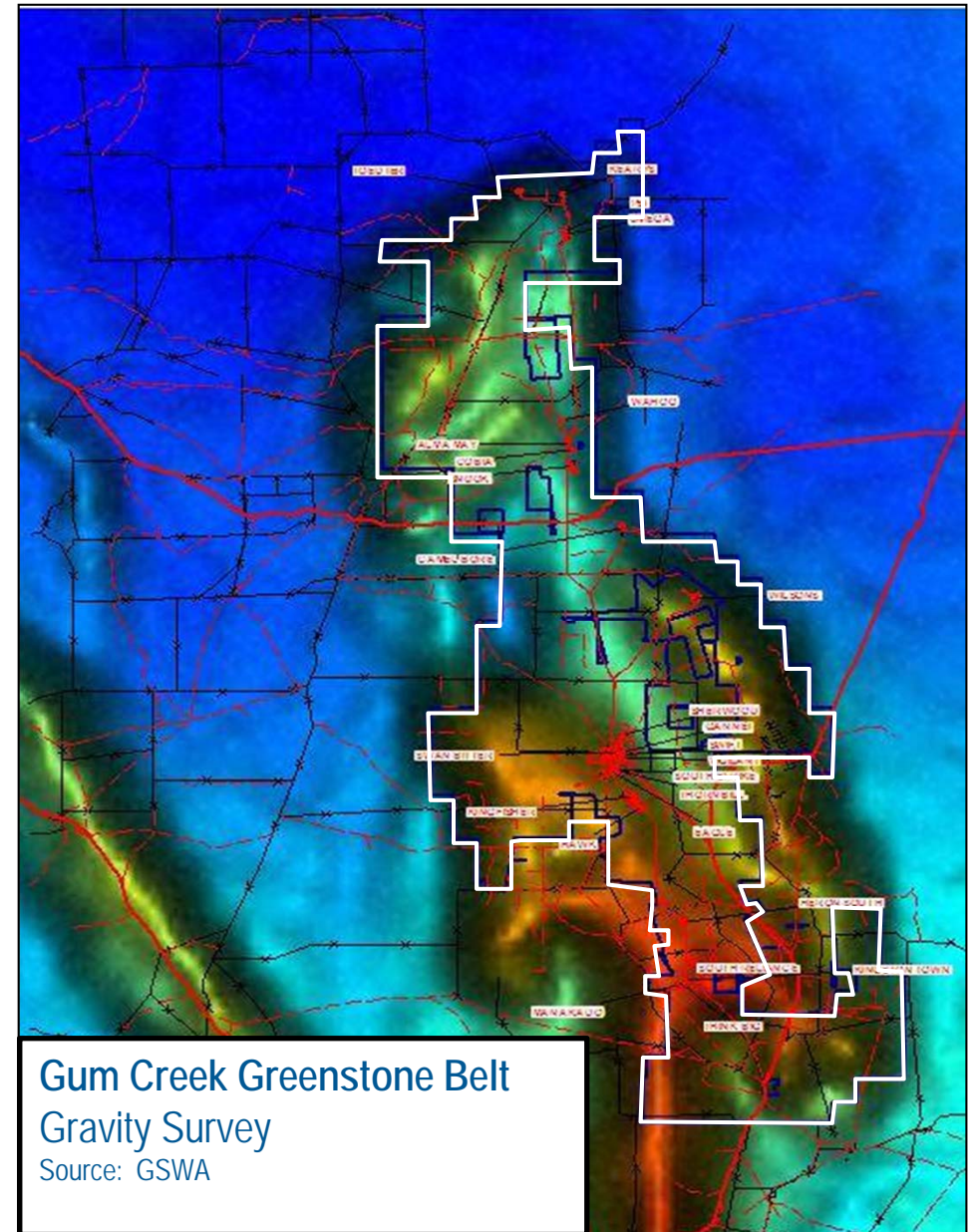
2. REGIONAL TARGETING

- Targeting a multi-million ounce discovery
- Multi-element lithogeochemistry and alteration mapping combined with hyperspectral analysis
- Combined 3D structural with alteration analysis
- Generate new high quality targets for testing in next 12 months
- A 20,000m AC drill program commenced in July 2011 to collect data to advance alteration analysis



WORK SINCE ACQUISITION

- Detailed gravity surveys
- 3D inversion of regional geophysics
- Audit of available onsite data (ongoing)
- GIS compilation (ongoing)
- Compilation of block models (ongoing)
- Database validation (ongoing)
- Open pit mapping (ongoing)
- Review of existing resources (ongoing)
- Optimisation of historical pits (ongoing)
- CIP Plant re-commissioning study (ongoing)
- **Targeting review – compilation and ranking of existing targets (> 210 targets, ongoing)**

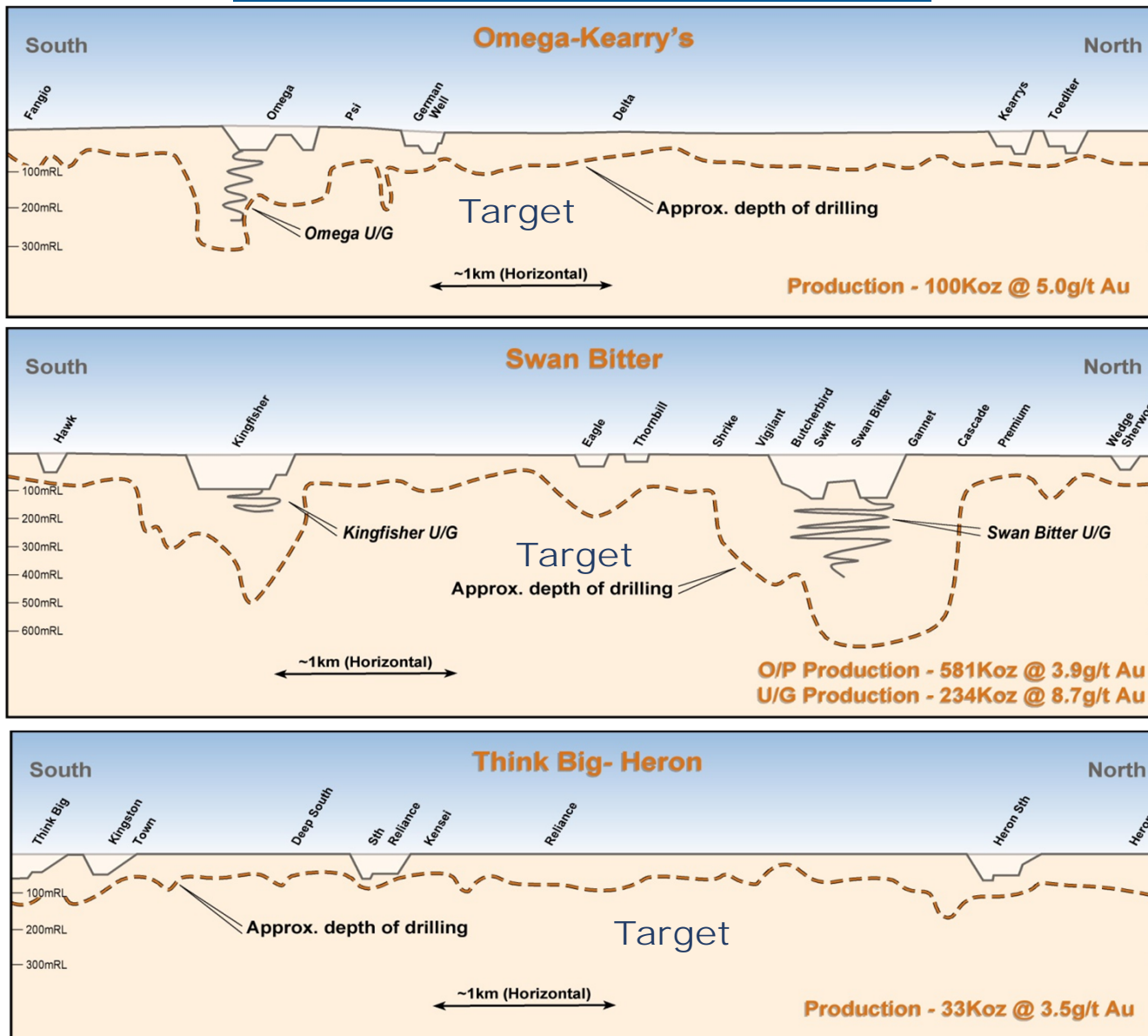


Historical Drilling

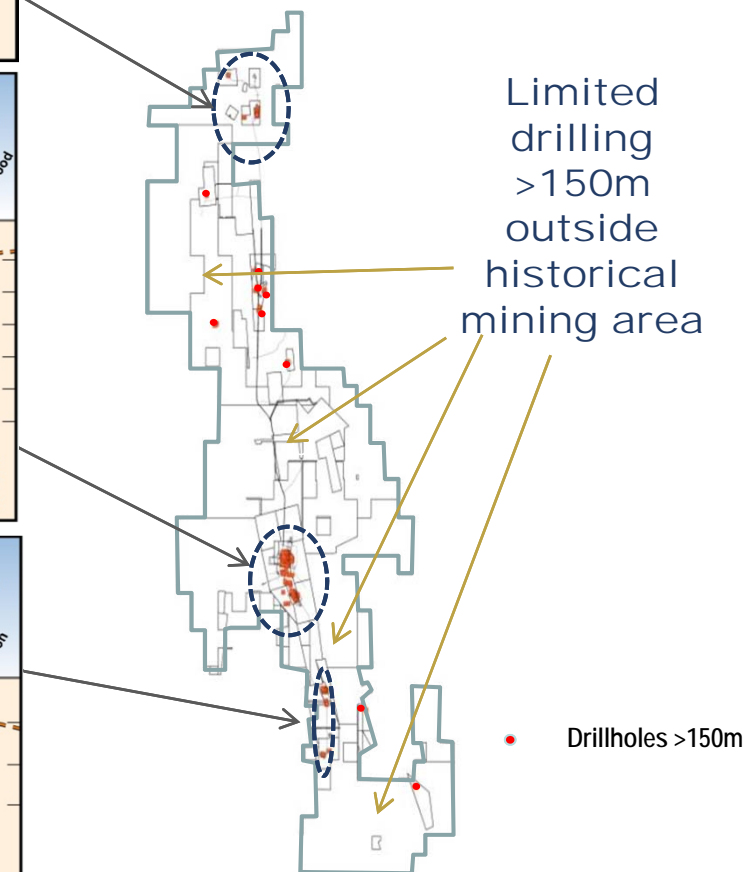
vision
commitment
results



HISTORICAL MINING AREAS - LONGSECTIONS



- Both Historical Mining areas and Regional areas are under-drilled
- Less than 3% of all holes drilled to a depth over 150m
- Multiple targets around existing pits and UG operations



Identified Prospective Targets

vision
commitment
results

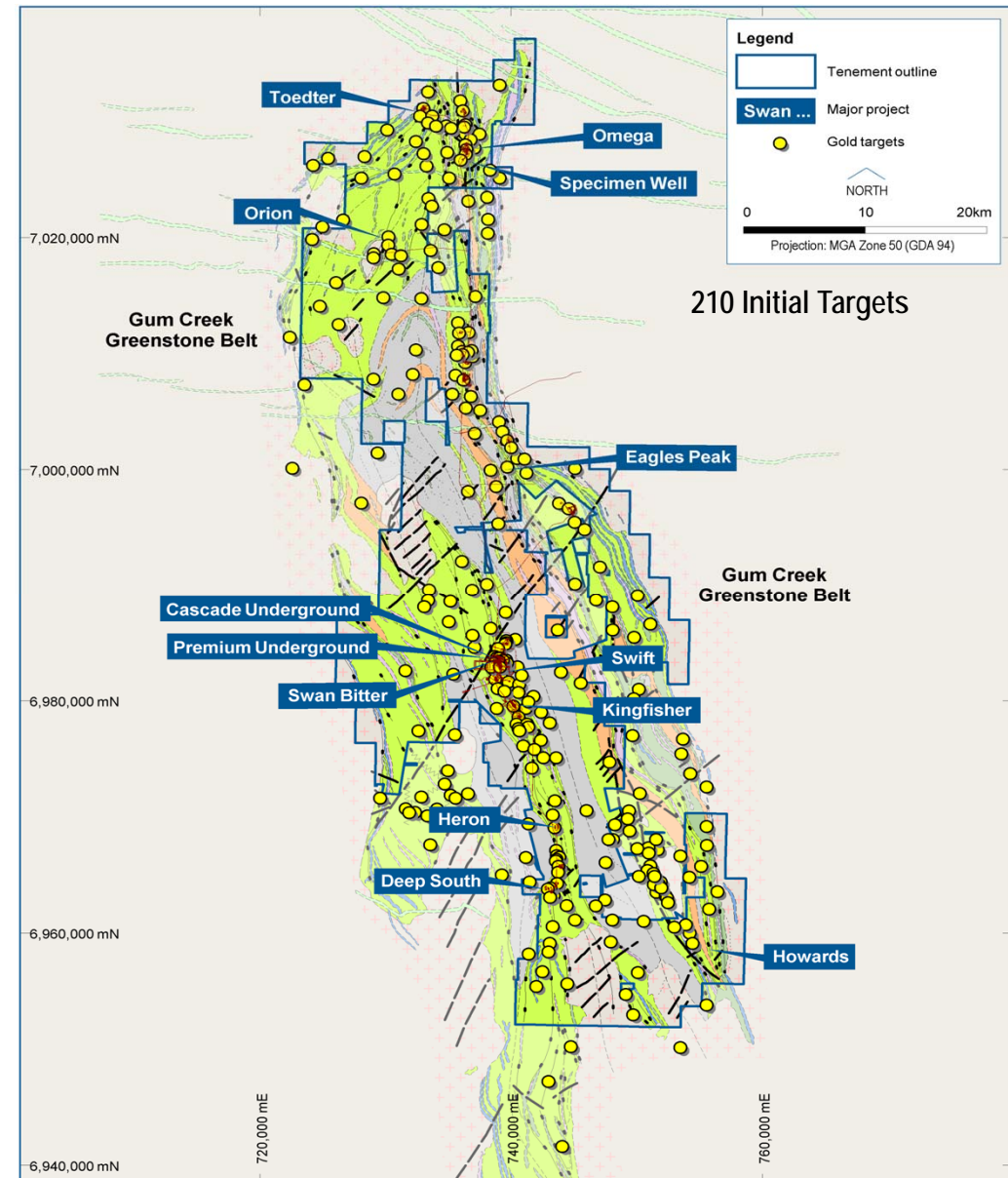


PANORAMIC
RESOURCES LTD

MULTIPLE PROSPECTIVE TARGETS IDENTIFIED

- ✓ Swan Bitter UG shoot extensions (*extension to existing resource*)
- ✓ Premium Lode (*extension to existing resource*)
- ✓ Howards (*extension to existing resource*)
- ✓ Swift (*not in resource - below pit extensions*)
- ✓ Eagle (*not in resource - below pit extensions*)
- ✓ Psi (*not in resource - below pit extensions*)
- ✓ Heron South (*not in resource - below pit extensions*)
- ✓ Kingston Town (*not in resource - below pit extensions*)
- ✓ Fangio (*not in resource - isolated drill intercept*)

Just a start....more coming!



Prospective Targets

Extensions to Existing Resources

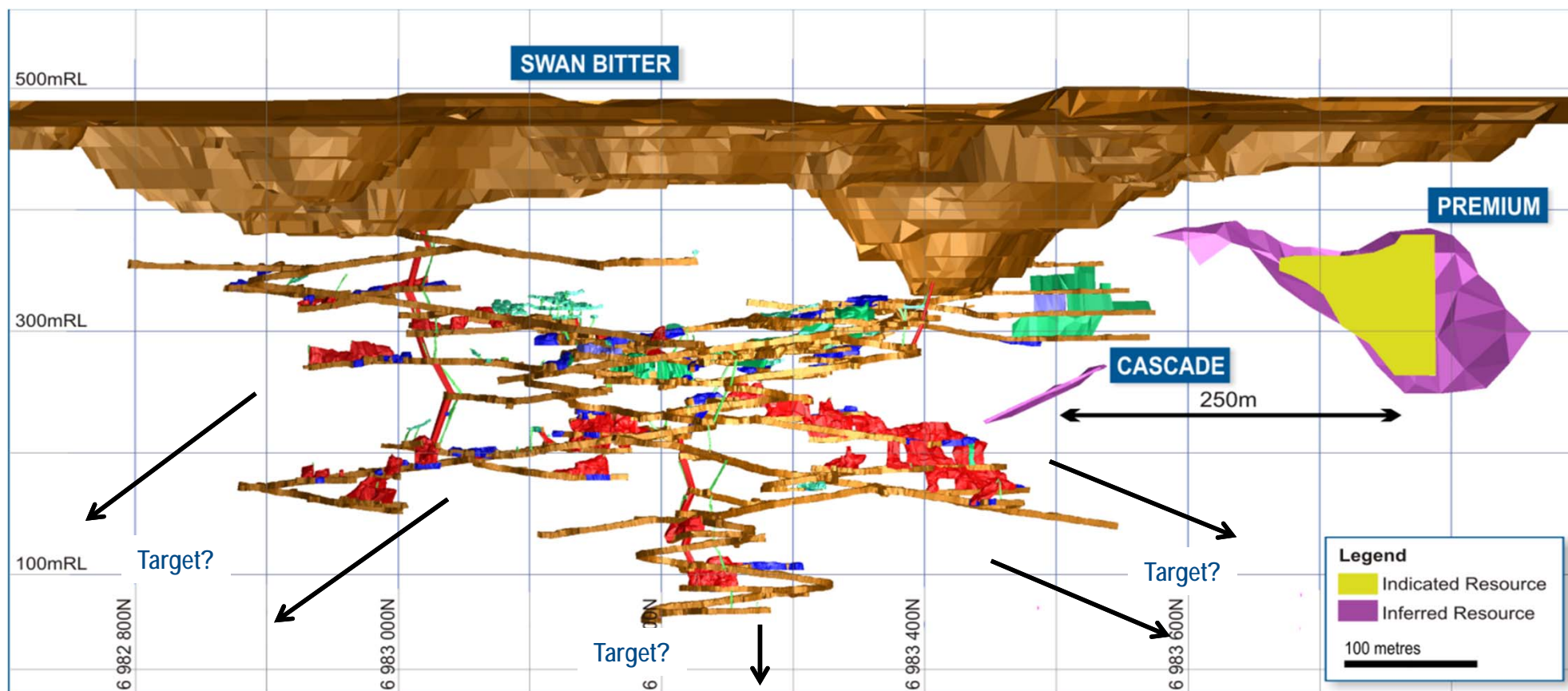
vision
commitment
results



PANORAMIC
RESOURCES LTD

SWAN BITTER DEEPS

- Mineralised lodes open
- Average head grade of 6.8g/t Au from UG production
- Very limited drilling along strike and at depth



Gidgee - Prospective Targets

Extensions to Existing Resources

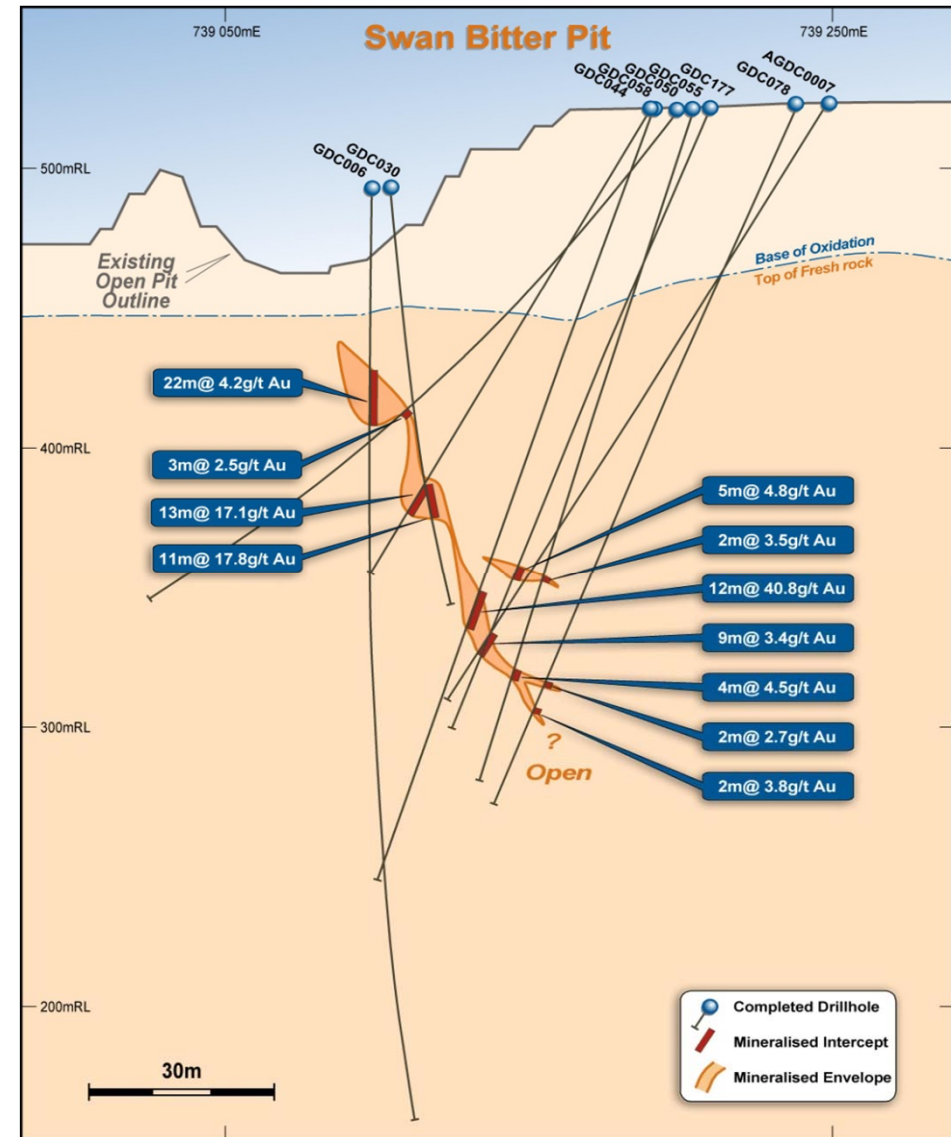
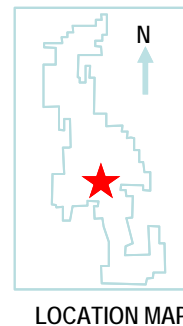
vision
commitment
results



PANORAMIC
RESOURCES LTD

SWAN BITTER – PREMIUM LODGE

- Very high grade (up to 12m @ 40.8g/t Au)
- Tabular shear hosted lode, 5-13m true thickness
- North striking over +200m, open to south
- Northern margin terminates against Lemuel Fault – Not adequately drill tested north of Lemuel Fault
- Open at depth



Potential exists to expand existing resources

Gidgee - Prospective Targets

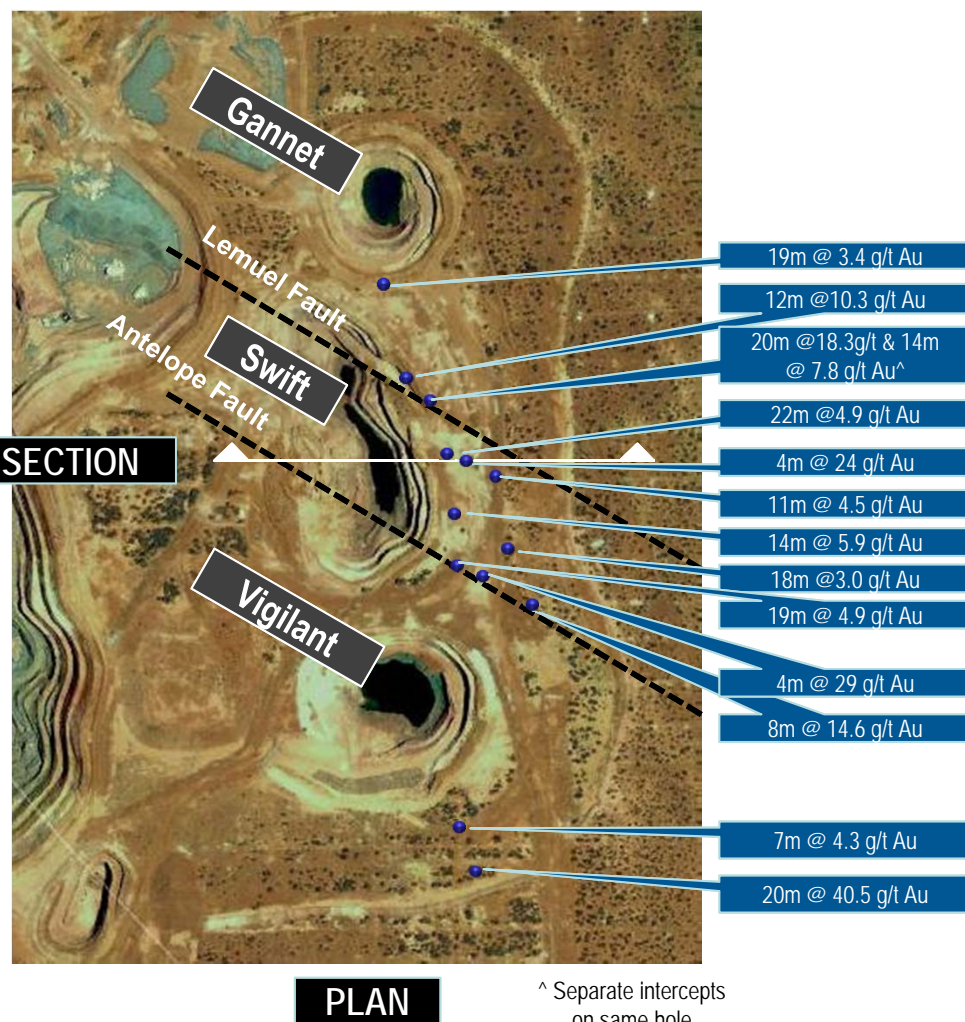
Extensions to Existing Resources

vision
commitment
results

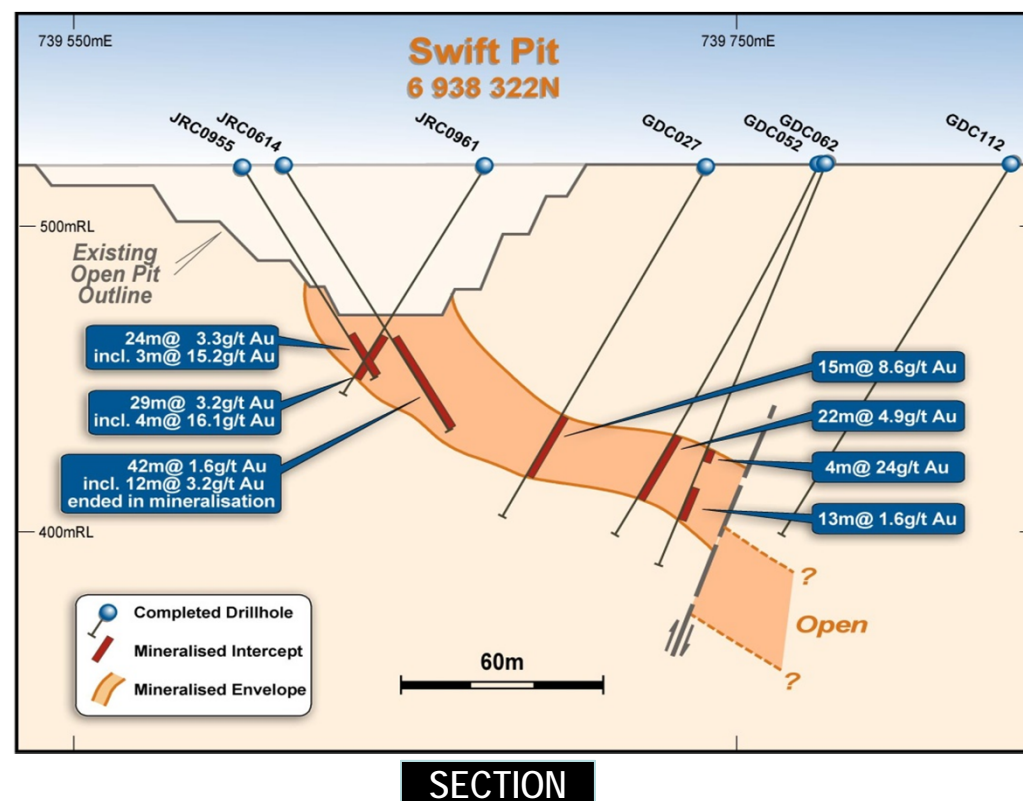


PANORAMIC
RESOURCES LTD

GANNET – SWIFT - VIGILANT



- Encouraging drill results beneath the existing pits including very high grade 20m @ 40.5g/t Au
- Favourable geometry for open pit mining
- Open along strike and at depth



High grade intercepts with potential to expand resource

Gidgee - Production Strategy

vision
commitment
results



PANORAMIC
RESOURCES LTD

PATH TO PRODUCTION



- CIP Plant refurbishment studies – *initial estimate < \$20M*
- Camp Upgrade – good exploration base with 50 upgraded rooms
- Airstrip – low cost to re-commission
- General Infrastructure – roads, tailings, dewatering
- Approvals – statutory approvals as required

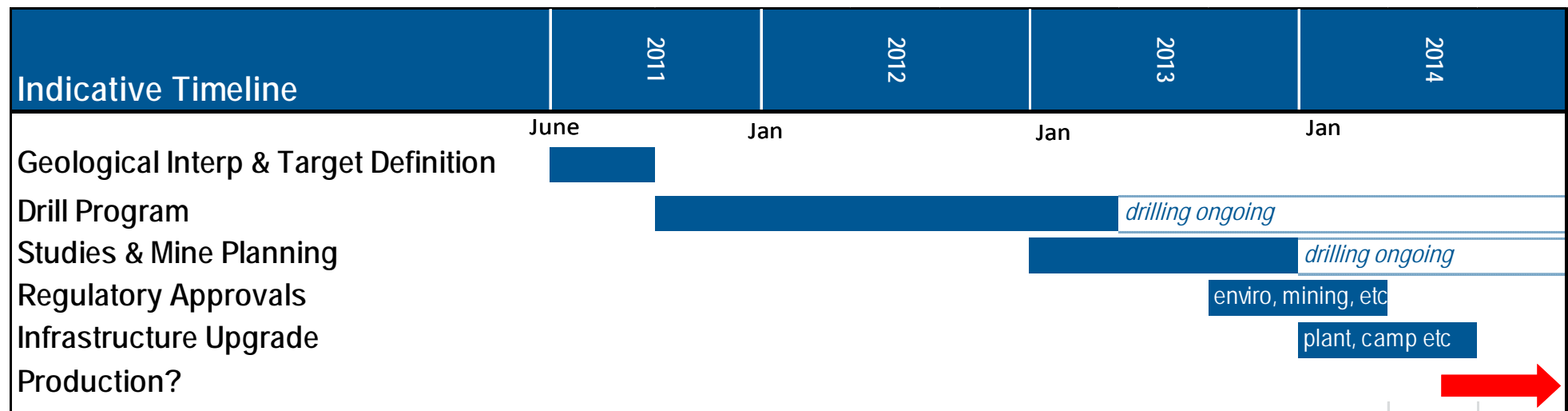


Targeting Production of 100,000oz pa



CAPACITY TO FAST TRACK PRODUCTION

- ✓ Fully funded
- ✓ Excellent on-site infrastructure including mill, camp and airstrip
- ✓ Majority of resources on granted mining leases
- ✓ Infrastructure re-commissioning studies commenced



Targeting Production of 100,000oz pa

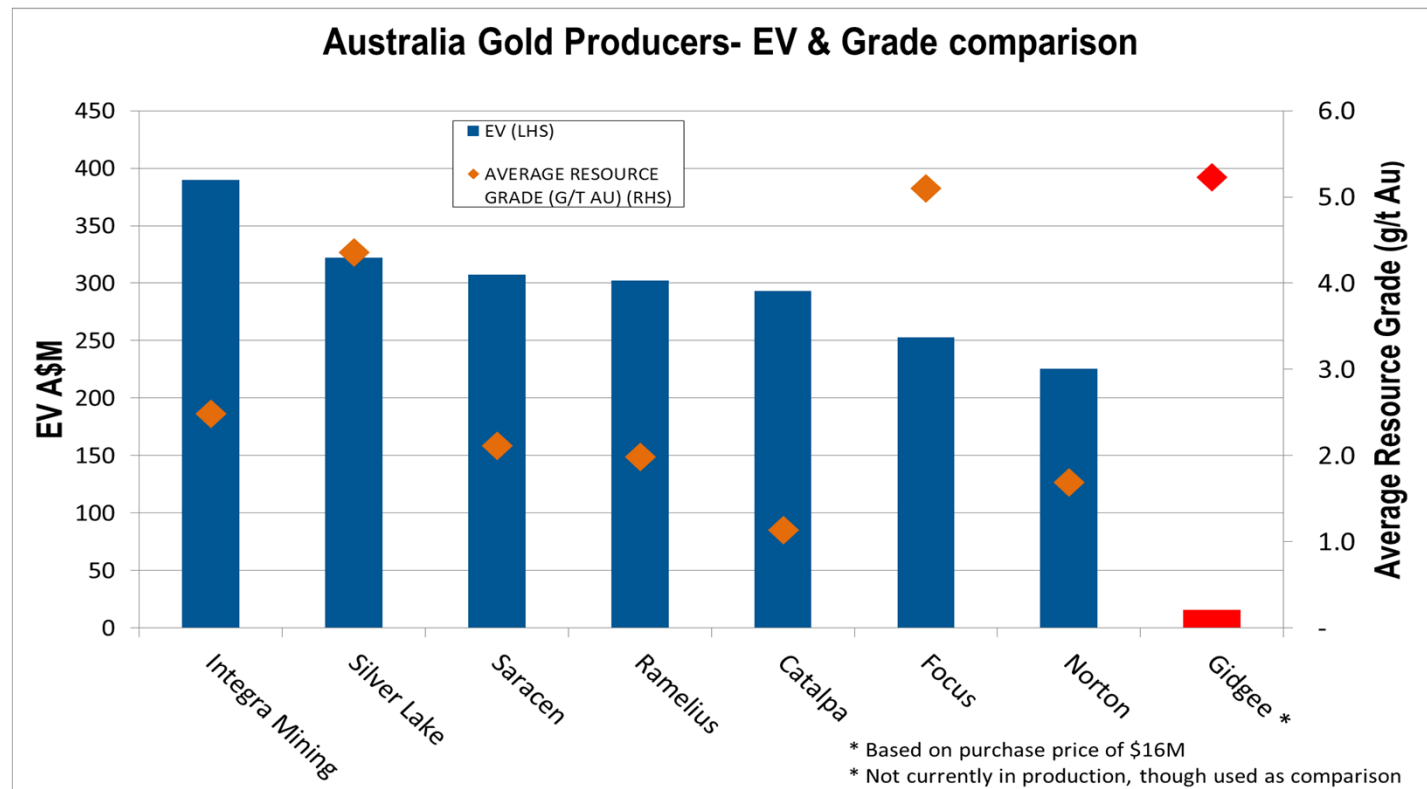
Value Comparison West Australian Gold Producers

vision
commitment
results



PANORAMIC
RESOURCES LTD

- Gidgee average resource grade is significantly higher than many producing gold companies in Australia
- >50% of ASX listed, Australian gold producers have EV's >A\$200M
- Gidgee relatively high grade assists potential for favourable project economics
- In our view, **significant potential for re-rating** with exploration success and resource growth



Gidgee resource grade attractive compared to many operating Australian gold companies



- ✓ **The Right Location** – large Western Australian greenstone belt (~1,200km²) with historic production > 1 Million oz Au
- ✓ **Under Explored** – minimal exploration over the past 10 years
- ✓ **Excellent Gold Price Environment** - mining ceased when gold was < US\$500/oz
- ✓ **Prospective Mine Corridor** – limited exploration around historical oxide pits and shallow UG operations, minimal drilling below 150m
- ✓ **Quality Resource Targets** – shallow, high grade resources with numerous high grade, gold intercepts open at depth and along strike
- ✓ **Significantly Undervalued** – in our view, existing resources are significantly undervalued compared with peers, despite attractive exploration potential
- ✓ **Capacity** – fully funded to expedite exploration, mine studies and mill refurbishment supporting a production target of up to 100,000 oz pa

Targeting Production of 100,000oz pa

Group - Exploration Budget

vision
commitment
results



- Committed to aggressively growing exploration portfolio
- Forging strategic exploration alliances / joint ventures

Project	Activity	FY 2012 Budget (A\$m)
Savannah & Kimberley Regional	Lower Zone extension drilling. Drilling of regional coincident gravity and electromagnetic (EM) targets	4.0
Lanfranchi Nickel Mine	Drilling of channel extensions – Lanfranchi, Deacon, Schmitz & Helmut South. Cruickshank/Gigantus infill drilling. Northern Dome drilling.	2.5
Gidgee	Regional and near mine targeting followed by drilling	4.0
Drake (Scandinavia)	Regional EM has identified numerous drill targets for testing in 2011 New projects?	2.0
Early Stage Projects	Next round of targeting ongoing	?
Total (minimum)		\$12.5 million

Key Points:

- Results focused, **additional funds available** with success
- Combination of greenfield and near mine exploration
- Early Stage Projects expenditure could be either on current projects (depending on success) or new opportunities

Strong Project Pipeline

vision
commitment
results



PANORAMIC
RESOURCES LTD

Profitable operating assets
with expected 10 year + mine
life

Savannah
Lanfranchi

*Ni (17-18,500tpa)
Cu (4-5,000tpa)
Co (350-400tpa)*

Near term projects

Copernicus
Cruickshank

Ni (4-6,000tpa)

Developing projects
with significant upside
potential

Gigantus
Gidgee

*Ni
Au (100,000ozpa)*

Multiple early stage
exploration
projects

East Kimberley JV, Northern Dome, Cowan,
Drake JV's, Bluebushes, Gidgee Regional

Au, Cu, Ni



Committed to Growth

- » **Nickel** Targeting +25,000tpa Ni for 10+ years
- » **Gold** Targeting 100,000ozpa within 2 years
- » **Resources** focused on exploration to grow our existing resource base
- » **Acquisitions** committed to making a strategic acquisitions which increase shareholder value

10 Year Plan

- » **Improve our safety culture**
- » **Optimise metal production**
- » **Grow the existing resource and reserve base**
- » **Maintain dividend payments**
- » **Acquire additional assets**

Through organic growth, exploration success and selective acquisitions we will achieve our objective to become a significant diversified mining company



vision
commitment
results



ASX : PAN
www.panoramicresources.com

Appendix 1 : Panoramic Resources

vision
commitment
results



Resource	Equity	Metal	Date of Resource	Measured		Indicated		Inferred		Total		Metal Tonnes
				Tonnes	Ni (%)	Tonnes	Ni (%)	Tonnes	Ni (%)	Tonnes	Ni (%)	
Savannah Project												
Savannah	100%	Nickel	Jul-10	1,769,000	1.59	3,643,000	1.51	-	-	5,412,000	1.54	83,100
		Copper			0.77		0.78		-		0.78	42,000
		Cobalt			0.08		0.08		-		0.08	4,300
Copernicus	60%	Nickel	Jul-10	233,000	1.08	240,000	1.38	14,000	1.01	487,000	1.23	6,000
		Copper			0.66		0.99		0.70		0.82	4,000
		Cobalt			0.04		0.05		0.03		0.04	200
Lanfranchi Project	100%	Nickel										
Cruikshank			Jul-10	-	-	-	-	2,165,000	1.23	2,165,000	1.23	26,600
Deacon			Jul-10	1,438,000	2.97	502,000	2.63	-	-	1,940,000	2.88	55,900
Gigantus			Jul-10	-	-	-	-	999,000	1.34	999,000	1.34	13,400
Helmut South			Jul-10	96,000	2.73	-	-	-	-	96,000	2.73	2,600
John			Jul-10	-	-	-	-	606,000	1.08	606,000	1.08	6,500
Lanfranchi			Jul-10	4,000	4.35	66,000	5.82	11,000	5.24	80,000	5.67	4,500
Martin			Jul-10	-	-	44,000	3.88	6,000	3.50	50,000	3.83	1,900
McComish			Jul-10	-	-	-	-	1,012,000	1.47	1,012,000	1.47	14,900
Schmitz			Jul-10	24,000	4.75	55,000	4.72	0	3.68	79,000	4.73	3,700
Winner			Jul-10	-	-	14,000	4.40	-	-	14,000	4.40	600
Remnants			Jul-10	-	-	253,000	2.69	203,000	2.03	456,000	2.40	10,900
Total (Equity)		Nickel		3,564,000	2.17	4,815,000	1.81	5,016,000	1.33	13,395,000	1.72	230,800
		Copper		2,002,000	0.76	3,883,000	0.79	14,000	0.70	5,899,000	0.78	46,000
		Cobalt		2,002,000	0.08	3,883,000	0.08	14,000	0.03	5,899,000	0.08	4,500

Appendix 1 : Panoramic Reserves

vision
commitment
results



Reserve	Equity	Metal	Date of Reserve	Proven		Probable		Total		Metal Tonnes
				Tonnes	(%)	Tonnes	(%)	Tonnes	(%)	
Savannah Project										
Upper Zone	100%	Nickel	Jul-10	-	-	1,607,000	1.26	1,607,000	1.26	20,200
		Copper			-		0.61		0.61	9,800
		Cobalt			-		0.06		0.06	1,000
Lower Zone	100%	Nickel	Jul-10	-	-	3,694,000	1.17	3,694,000	1.17	43,200
		Copper			-		0.64		0.64	23,500
		Cobalt			-		0.06		0.06	2,200
Copernicus O/Pit	60%	Nickel	Jul-10	-	-	219,000	1.03	219,000	1.03	2,300
		Copper			-		0.63		0.63	1,400
		Cobalt			-		0.04		0.04	100
Lanfranchi Project	100%									
Deacon			Jul-10	-	-	2,041,000	2.42	2,041,000	2.42	49,300
Helmut South			Jul-10	28,000	1.94	-	-	28,000	1.94	500
Lanfranchi			Jul-10	-	-	92,000	3.11	92,000	3.11	2,900
Schmitz			Jul-10	-	-	86,000	2.66	86,000	2.66	2,300
Total (Equity)		Nickel		28,000	1.94	7,740,000	1.55	7,767,000	1.55	120,700
		Copper		-	-	5,520,000	0.63	5,520,000	0.63	34,700
		Cobalt		-	-	5,520,000	0.06	5,520,000	0.06	3,300

Qualifying Statement and Notes

vision
commitment
results



PANORAMIC
RESOURCES LTD

- Savannah project resource cutoff grades at 0.50% Ni.
- Lanfranchi project resource cutoff grades at 1.00% Ni.
- All resources are inclusive of reserves.
- Savannah Upper zone reserve cutoff grade is 0.70% Ni
- Savannah Upper zone reserve cutoff grade is 1.05% Ni eq
- Copernicus reserve cutoff grade is 0.50% Ni
- Lanfranchi project cutoff grade is 1.00% Ni except the Deacon Longhole stopes which are 0.80% Ni.

The information in this report that relates to Mineral Resources is based on information compiled by or reviewed by John Hicks (MAusIMM). Mr Hicks is a full-time employee of Panoramic Resources Limited. Mr Hicks has sufficient experience that is relevant to the style of mineralisation and type of deposit under consideration and to the activity which he is undertaking to qualify as a Competent Person as defined in the 2004 Edition of the Australian Code for Reporting of Exploration Results, Mineral Resources and Ore Reserves. Mr Hicks consents to the inclusion in the report of the matters based on his information in the form and context in which it appears.

Information in this report relating to Ore Reserves has been completed by or reviewed by Jonathon Bayley (MAusIMM), Lilong Chen (MAusIMM) and Robert Thorburn (MAusIMM). The aforementioned are full-time employee of Panoramic Resources Limited. The aforementioned have sufficient experience that is relevant to the style of mineralisation and type of deposit under consideration and to the activity which they are undertaking to qualify as a Competent Person as defined in the 2004 Edition of the Australian Code for Reporting of Exploration Results, Mineral Resources and Ore Reserves. The aforementioned consents to the inclusion in the report of the matters based on his information in the form and context in which it appears.

Gidgee Project - Resources

vision
commitment
results



Project	Measured			Indicated			Inferred			Total		
	kt	g/t Au	koz	kt	g/t Au	koz	kt	g/t Au	koz	kt	g/t Au	koz
Premium – Cascade UG	-	-	-	68	10.8	24	62	7.7	15	131	9.3	39
Other UG	30	10.4	9	87	10.1	28	549	7.4	130	663	7.8	167
Various Open Pits	-	-	-	1,048	3.1	103	-	-	-	1,048	3.1	103
Total	30	10.4	9	1,203	4.0	155	611	7.4	145	1,844	5.2	310

(i) Resources estimated by Apex Minerals NL (ASX:AXM) at a 4.5g/t Au lower cut off and reported in their 2009 Annual Report

(ii) Resources estimated by Legend Mining Limited (ASX:LEG) at a 3 g/t Au lower cut off and reported in their 2006 Annual Report

(iii) Resources estimated by Legend Mining Limited (ASX:LEG) at a 1.3 g/t Au lower cut off and reported in their 2006 Annual Report

The information in this release that relates to Mineral Resources at Gidgee (Premium and Cascade) is based on studies commissioned and published by Apex Minerals NL which were compiled or reviewed by Mr Andrew Thompson as quoted in Apex Minerals 2009 Annual Report.

The information in this release that relates to Mineral Resources at Gidgee (excluding Premium and Cascade) is based on studies commissioned and published by Legend Mining and its consultant Dr Spero Carras, as quoted in Legend Mining's 2006 Annual Report.

Mr Thompson is a member of and Dr Carras a Fellow of the Australasian Institute of Mining and Metallurgy (AusIMM) and have sufficient experience that is relevant to the style of mineralisation and type of deposit under consideration and to the activity which each person is undertaking to qualify as a Competent Person as defined in the 2004 Edition of the Australian Code for Reporting of Exploration Results, Mineral Resources and Ore Reserves. Mr Thompson was a full time employee of Apex Minerals NL in 2009 and is currently employed by Corazon Mining Limited. Dr Carras was a consultant to Legend in 2006 and currently Executive Director of Carras Mining Pty Ltd and consults to numerous mining and exploration companies. Mr Thomson and Dr Carras consent to the inclusion in the release of the matters based on the information in the form and context in which it appears.