



Performance Update – November 2020

QRI Highlights

Net Return¹ (% p.a.)

1 month (%) p.a.	6.20%
12 month (%) p.a.	6.18%

Distribution

Current month	\$0.008076 / unit
Current month % p.a.	6.16%

QRI investment benefits

- ✓ Experienced Institutional local based Manager
- ✓ Regular and stable monthly cash distributions²
- ✓ Return is an attractive premium³ to current low cash rate
- ✓ Capital preservation: loans / real property mortgages
- ✓ Exposure to the property market
- ✓ Simple credit strategy of investing in only Commercial Real Estate (CRE) loans

QRI Key Metrics as at 30 November 2020

Market Cap / Trust NAV	\$355m / \$361m
Invested Capital ⁴	\$340m
Unit Price	\$1.575
Unit NAV	\$1.6013
Total Invested positions ⁵	18
Total Loans ⁶	38
Weighted LVR ⁷	60%
Weighted loan maturity ⁶	0.9 years
Loans in arrears ⁸	-
Fixed / Floating interest exposure	84% / 16%

Key Information⁹

Target Return	RBA Cash Rate ¹⁰ + 5.0% - 6.5% p.a. (net)
Investment Type	Listed Investment Trust
Distributions	Monthly
Unit Pricing	Weekly
Distribution Reinvestment Plan (DRP)	Suspended

Investment Objective

To achieve the Target Return, and provide monthly cash income, capital preservation and portfolio diversification⁹.

Investment Strategy

Seek to achieve the Investment Objective by investing in a portfolio of investments that offers exposure to commercial real estate loans secured by first and second mortgages, predominantly located in Australia.

Market Update and Investment Activity

The Manager has a positive outlook on the CRE debt market as the Australian economy emerges into a new cycle following COVID-19 and supported by the unprecedented, lower cash rate of 10bp as of 4 November 2020. The Manager is of the view that the recent VIC stamp duty concessions will be conducive to stimulating the residential market which is a necessary precursor to kick starting the construction cycle.

The Manager continues to focus on opportunities within its core markets of Sydney and Melbourne, working with tier 1 sponsors in the mid-market where attractive mezzanine construction loan opportunities are continuing to present themselves. The Manager is comfortable with accepting more mezzanine exposure into the portfolio given the improving market conditions.

The Trust's capital is now fully allocated¹² with six approved loans (across new and renewed loans) targeted to settle in December, subject to documentation and investment committee approval as applicable. Included in these allocated investments are distinctly two new mezzanine loans totalling \$25.8m (7% of Trust capital), provided to fund Melbourne residential projects, both with excellent risk-adjusted returns and a weighted average interest rate of 12.6% which will be accretive to the Trust's return.

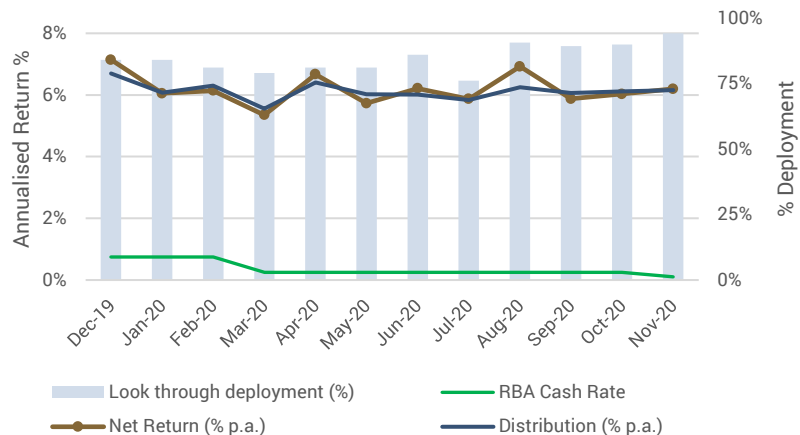
As at 30 November 2020, the Trust's invested capital increased to 94% (look through to Qualitas funds). The Manager deployed available capital, including returned capital from loan repayments, into a new investment loan and a new land loan totalling \$19m. The investment loan exposure increased to 43% which is well above the Manager's target of min. 30%. Loan repayments were minimal totalling \$3.3m (look through to Qualitas Funds) all comprising of partial repayments across residual stock, investment and construction loans.

The Manager is pleased to achieve a November month net return of 6.20% p.a. and a distribution return of 6.16% p.a., in line with the current **Target Return of 5.10% to 6.60% p.a.** (Nb. RBA rate cut to 10bp as of 4 November 2020). The Manager has also met the Trust's investment objective of capital preservation as the Trust's NAV remained stable after the most recent asset review (conducted monthly), with no loan impairments and no interest arrears recorded as of the date of this release.

QRI Historical Performance

	1 Mth	3 Mth	6 Mth	12 Mth	Inception ¹¹
Net Return (%) ¹	0.51%	1.50%	3.09%	6.18%	-
Net Return (% p.a.)	6.20%	6.03%	6.19%	6.18%	5.52%
Distribution (¢/unit)	0.8076	2.4321	4.8586	9.8003	17.0613
Distribution Return (% p.a.)	6.16%	6.11%	6.07%	6.13%	5.47%

*Past performance is not a reliable indicator of future performance.



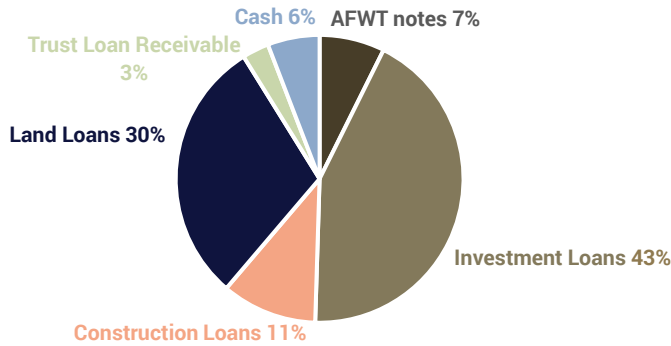
*Past performance is not a reliable indicator of future performance.



Performance Update – November 2020

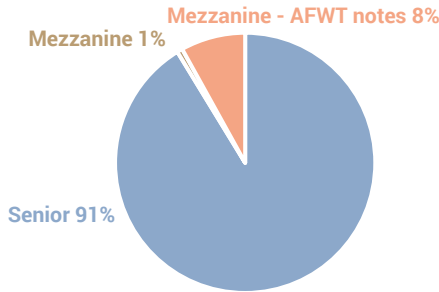
QRI Portfolio Diversification¹

Portfolio Composition

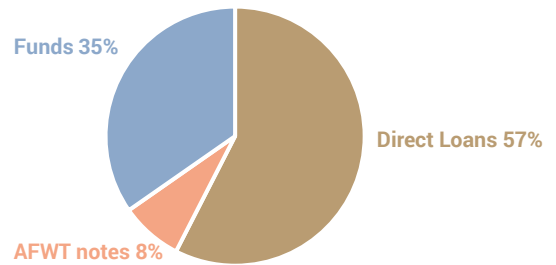


Category	\$ millions	%
Cash (QRI) uncommitted	9.3	3%
Cash (Qualitas funds) uncommitted	11.9	3%
Senior Debt Investment Loans	155.7	43%
Senior Debt Construction Loans	36.5	10%
Senior Debt Land Loans	107.9	30%
Mezzanine Debt Construction Loans	2.2	1%
AFWT Notes	26.5	7%
Trust Loan Receivable	10.8	3%
Total	\$360.8	100%
Gross Return	8.04% p.a.	
Mgt Fee and Overheads	(1.84% p.a.)	
Net Yield (Annualised)²	6.20% p.a.	

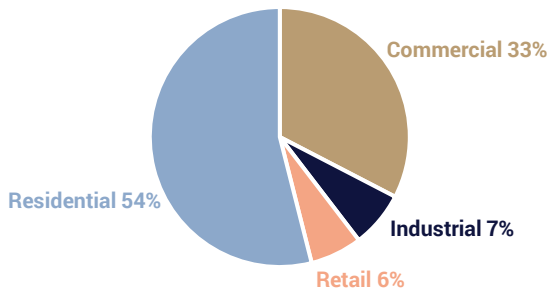
Loan Classification³



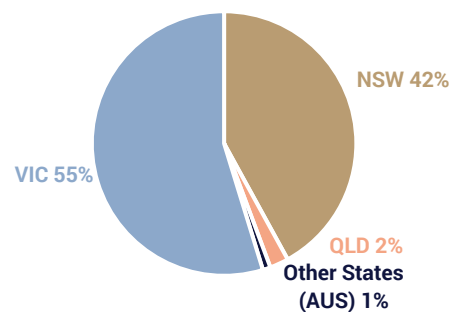
Investment Type³



Property Sector Diversification⁴



Geographic Diversification⁴



About the Manager

Established in 2008, Qualitas has a 12-year track record in the real estate sector and currently manages \$2.75 billion in committed capital. Qualitas has a disciplined approach to generating strong risk-adjusted returns for its investors.

Qualitas' investment strategies include senior and mezzanine debt, preferred and ordinary equity investments in real estate development, value-add, repositioning, special situations and other opportunistic transactions.

Key Service Providers

Manager QRI Manager Pty Ltd – an authorised representative of Qualitas Securities Pty Ltd

Responsible Entity The Trust Company (RE Services) Limited

Platforms

Macquarie, BT Panorama, BT Wrap, Asgard, Netwealth, AMP North, HUB24.

Upcoming Investor Events & Key Dates

Investor Queries

General P +61 3 9612 3900 | E qri@qualitas.com.au
 W www.qualitas.com.au/listed-investments/QRI
 A: L38/120 Collins Street, Melbourne VIC 3000
 LinkedIn: <https://www.linkedin.com/company/qualitas-group/>

Unit Registry P 1300 402 177 | E: qualitas@automicgroup.com.au
 W www.automic.com.au



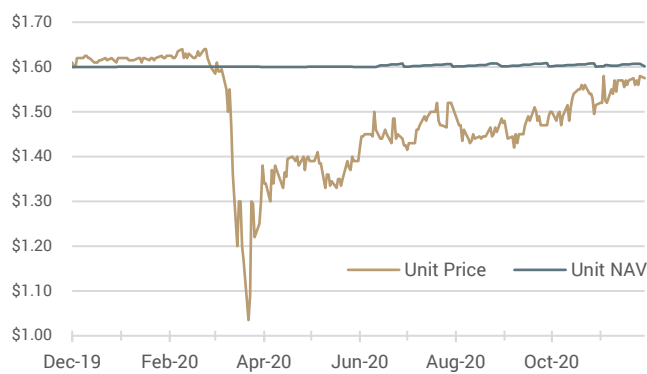
Performance Update – November 2020

Monthly Historical Performance

**Past performance is not a reliable indicator of future performance.*

Year	Jul	Aug	Sep	Oct	Nov	Dec	Jan	Feb	Mar	Apr	May	Jun	YTD
Distributions (c/unit)													
FY19	-	-	-	-	-	0.1534	0.2416	0.2464	0.3784	0.6719	0.6463	0.8397 ¹	3.1777
FY20	0.8150	0.7370	0.9511 ¹	0.7906	0.7896	0.9099	0.8233	0.7989	0.7539	0.8405	0.8152	0.7882	9.8132
FY21	0.7914	0.8469	0.7956	0.8289	0.8076	-	-	-	-	-	-	-	4.0704
Net Return (%)													
FY19	-	-	-	-	0.02%	0.08%	0.12%	0.15%	0.25%	0.41%	0.44%	0.49% ²	1.96%
FY20	0.53%	0.45%	0.66% ²	0.49% ²	0.49%	0.61%	0.51%	0.49%	0.45%	0.55%	0.49%	0.51%	6.23%
FY21	0.50%	0.59%	0.48%	0.51%	0.51%	-	-	-	-	-	-	-	2.58%

Unit Price vs NAV



Notes

Page 1

- [1] 1 month net return is calculated based on the weighted average NAV. 3 month, 6 month and 12 month net return is calculated based on the average month end NAV.
- [2] The payment of monthly cash income is a goal of the Trust only and neither the Manager or the Responsible Entity provide any representation or warranty (whether express or implied) in relation to the payment of any monthly cash income.
- [3] The premium achieved is commensurate to the investment risk undertaken.
- [4] Invested Capital represents the amount of the Trust's total capital that has been committed and invested as at month end in loans (on a look through basis to the Qualitas Funds), the AFWT notes and the Trust Loan Receivable.
- [5] All investments including direct loans are made by the Sub-Trust. The Sub-Trust is wholly owned by the Trust.
- [6] Represents total loans in the portfolio on a look through basis, via investments in direct loans and Qualitas wholesale funds. Excludes the AFWT loan portfolio.
- [7] Represents total LVR of loans in the portfolio on a look through basis, via investments in direct loans, Qualitas wholesale funds and AFWT loan portfolio.
- [8] Represents % of loan portfolio on look through-basis (excluding AFWT loan portfolio) in arrears by 90 days or more.
- [9] This is a target return only. There is no guarantee the Trust will meet its Investment Objective. The payment of monthly cash income is a goal of the Trust only and neither the Manager or the Responsible Entity provide any representation or warranty (whether express or implied) in relation to the payment of any monthly cash income. The Trust reserves the discretion to amend its distribution policy.
- [10] RBA cash rate is subject to a floor of 0%.
- [11] Since IPO 27 November 2018. Annualised return is based on average month end NAV.
- [12] Allocated to investments is where the Trust has allocated capital to an investment which is yet to be invested. The Trust's capital is fully allocated to investments when accounting for a ~3% cash buffer which is currently held for liquidity purposes.

Page 2

- [1] The portfolio statistics are determined on a look-through basis having regard to the loans in the underlying Qualitas Funds and the AFWT portfolio as indicated. The classifications of these diversification parameters are determined by the Manager. Figures stated are subject to rounding.
- [2] Net Yield is based on the net return of the Trust Portfolio for the reporting month and converts this into an annual yield as if the return was constant for 12 months.
- [3] Excludes Trust Loan Receivable & cash. The Manager classifies the AFWT subordinated notes as mezzanine as it ranks behind senior noteholders.
- [4] Excludes Trust Loan Receivable & cash. Adjusted for AFWT loan portfolio.

Page 3

- [1] Calculated based on units entitled to the distribution. The units entitled to the Sep-19 distribution excludes units issued under the Wholesale and Early Retail Entitlement Offers.
- [2] Net Return calculated based on weighted average NAV.

Disclaimer

This report has been authorised for release by The Trust Company (RE Services) Limited (ACN 003 278 831) (AFSL 235150) as responsible entity of The Qualitas Real Estate Income Fund (ARSN 627 917 971) (Fund) and has been prepared by QRI Manager Pty Ltd (ACN 625 857 070) (AFS Representative 1266996 as authorised representative of Qualitas Securities Pty Ltd (ACN 136 451 128) (AFSL 34224)).

This communication contains general information only and does not take into account your investment objectives, financial situation or needs. It does not constitute financial, tax or legal advice, nor is it an offer, invitation or recommendation to subscribe or purchase a unit in the Fund or any other financial product. Before acting on any information contained in this communication, you should consider whether it's appropriate to you, in light of your objectives, financial situation or needs.

While every effort has been made to ensure the information in this communication is accurate; its accuracy, reliability or completeness is not guaranteed and none of The Trust Company (RE Services) Limited (ACN 003 278 831), QRI Manager Pty Ltd (ACN 625 857 070), Qualitas Securities Pty Ltd (ACN 136 451 128) or any of their related entities or their respective directors or officers are liable to you in respect of this communication. Past performance is not a reliable indicator of future performance.