

# Westoz Investment Company Limited

## February 2018 Update



**WESTOZ**  
FUNDS MANAGEMENT PTY LTD

FINDING THE  
**BEST** IN  
THE WEST

# Westoz Investment Company Limited Overview

- WIC is a specialist listed investment company
- Its portfolio is managed by Westoz Funds Management Pty Ltd
- The investment focus is to generate a consistent positive return over the medium term on its portfolio of assets
- The portfolio is focused on small to mid cap listed companies, generally with a connection to Western Australia
- It holds a concentrated portfolio of securities which may from time to time consist of large levels of cash
- It aims to benefit shareholders from share price appreciation based on growth in underlying asset values and dividend payouts

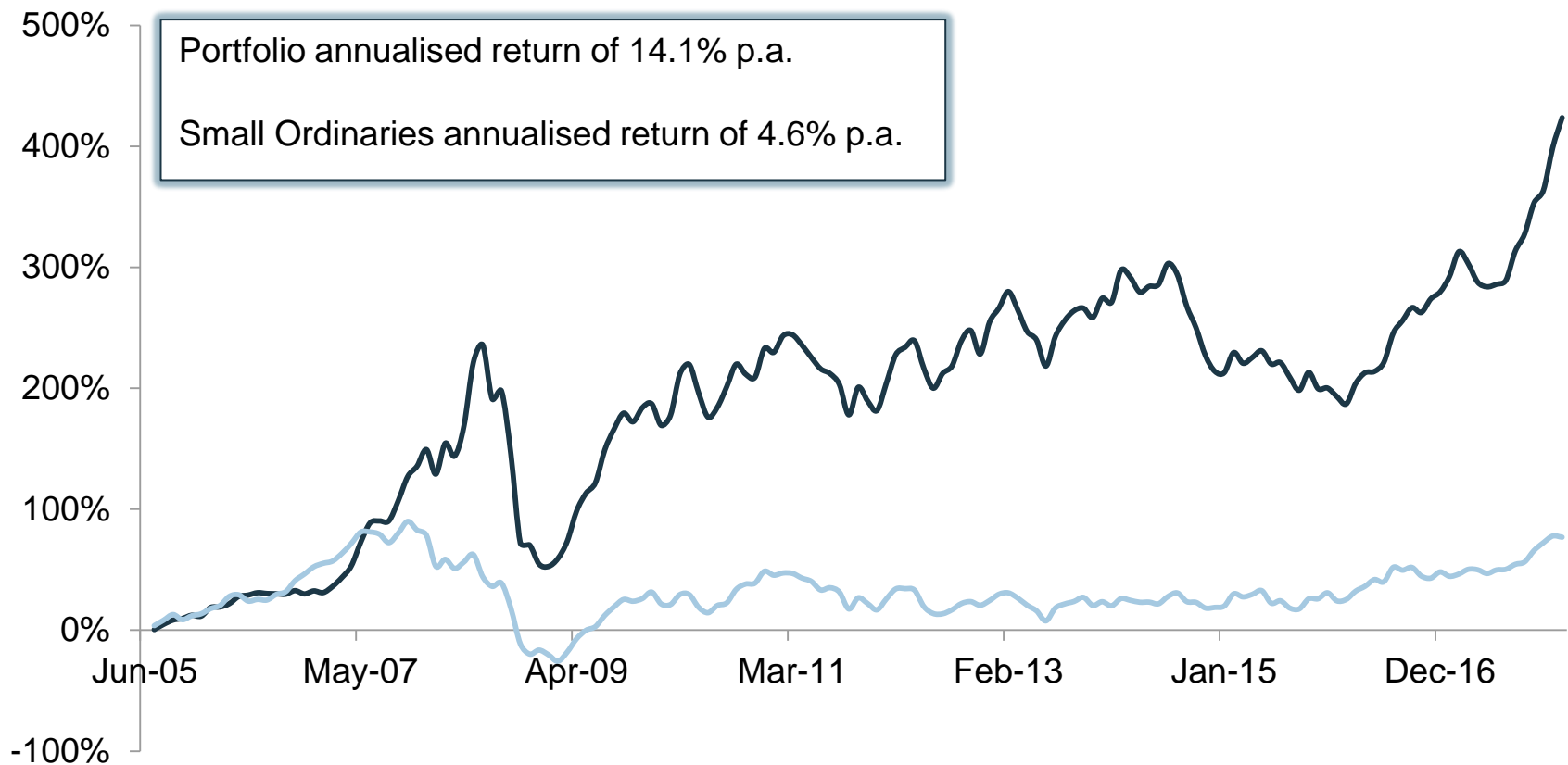
## Company Details, January 2018

Last Price	\$1.16
Net Assets Per Share (after tax)	\$1.237
Shares on issue	130.7m
Options (\$1.06 strike, Aug 2019 expiry)	11.2m
Market Cap	\$152m
Net Asset Value	\$162m

## Shareholders

Euroz Limited	27%
Wilson Asset Management	8%
Geoffrey Brown	7%
Total number of shareholders	1,550

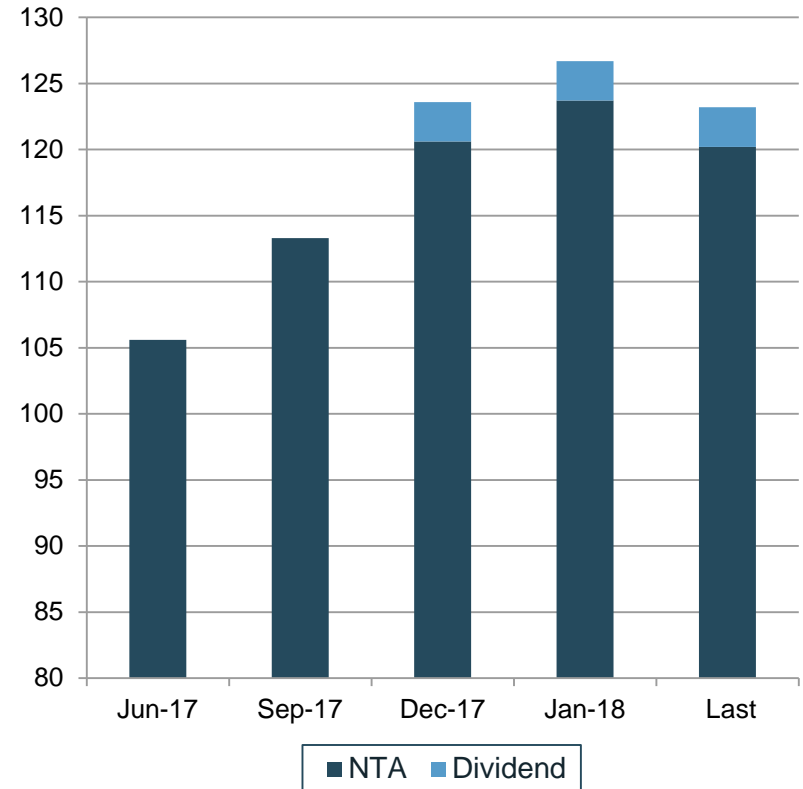
## WIC Portfolio Performance Since Inception\*



\*Inception date 30 June 2005. Portfolio performance is shown before allowance for fees and taxes. Past performance is not a reliable indicator of future performance.

- First half results released; profit of \$23.3 mil reported on portfolio return (before fees and taxes) of 29.3%
- After tax NTA increases 18 cents over half to 31 December, net tax liability now provided for
- 1 for 10 bonus option issue completed in August 2017
- 3.0 cent fully franked interim dividend to be paid late February
- Recent market falls offset a strong portfolio return in January

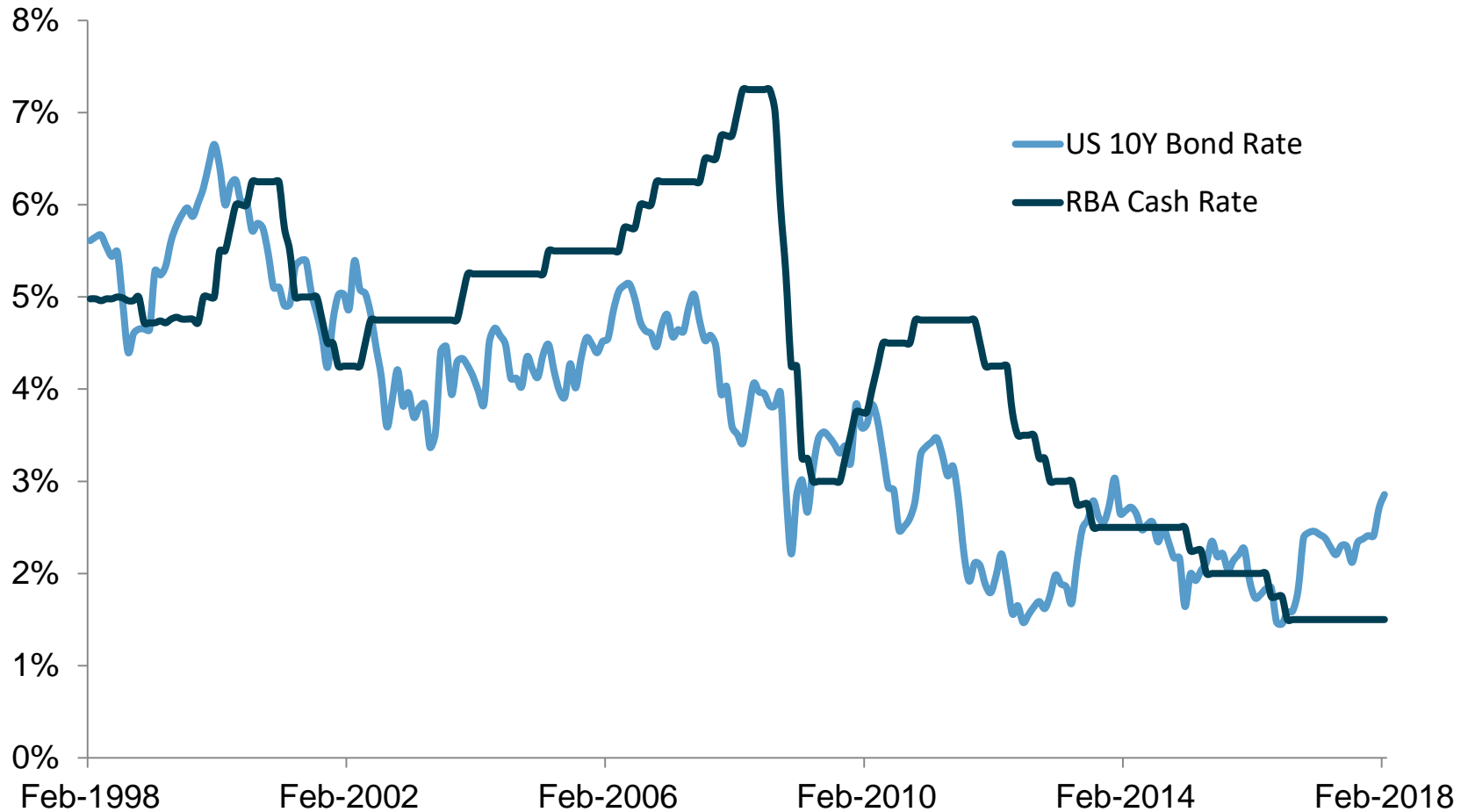
## After Tax NTA (cents)



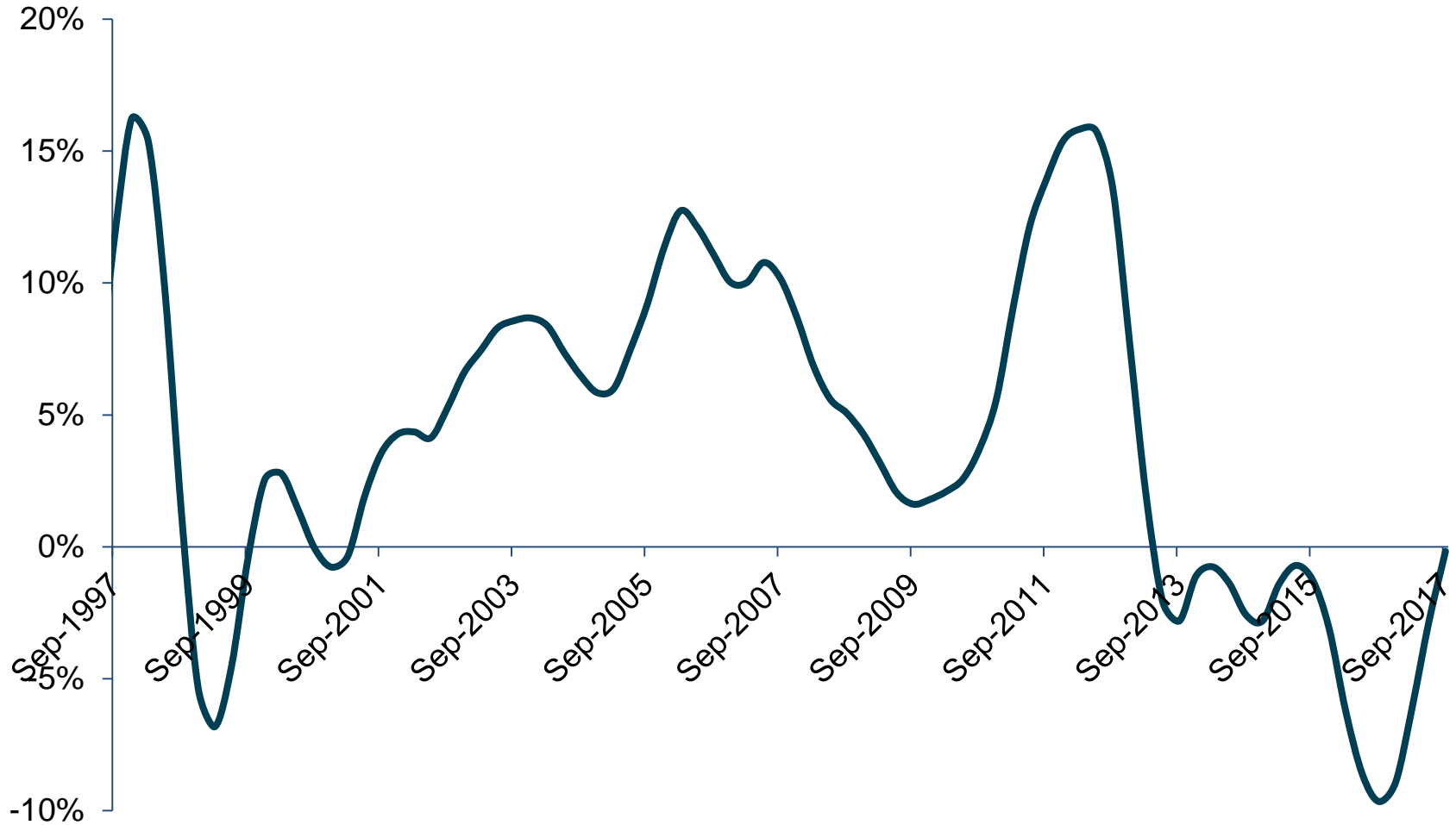
\*

- Synchronised global economic growth
- Commodity prices benefitting from increasing industrial production
- In latter part of equity bull market
- Interest rate cycle turning = financial market volatility increasing
- Valuations impacted by interest rate perceptions
- Improving WA Economy

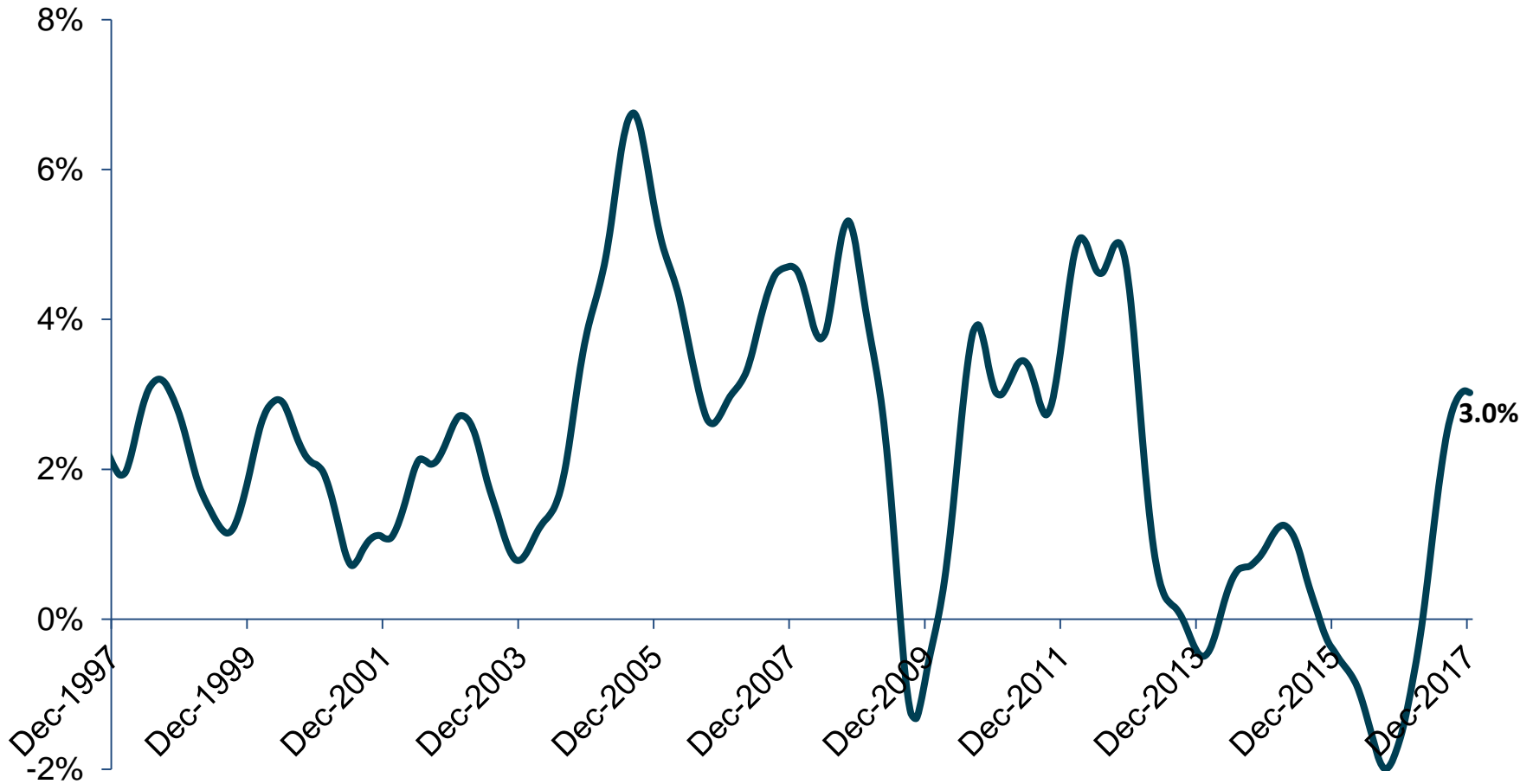
## Interest Rate Cycle



## WA State Final Demand - year on year change (Trend)



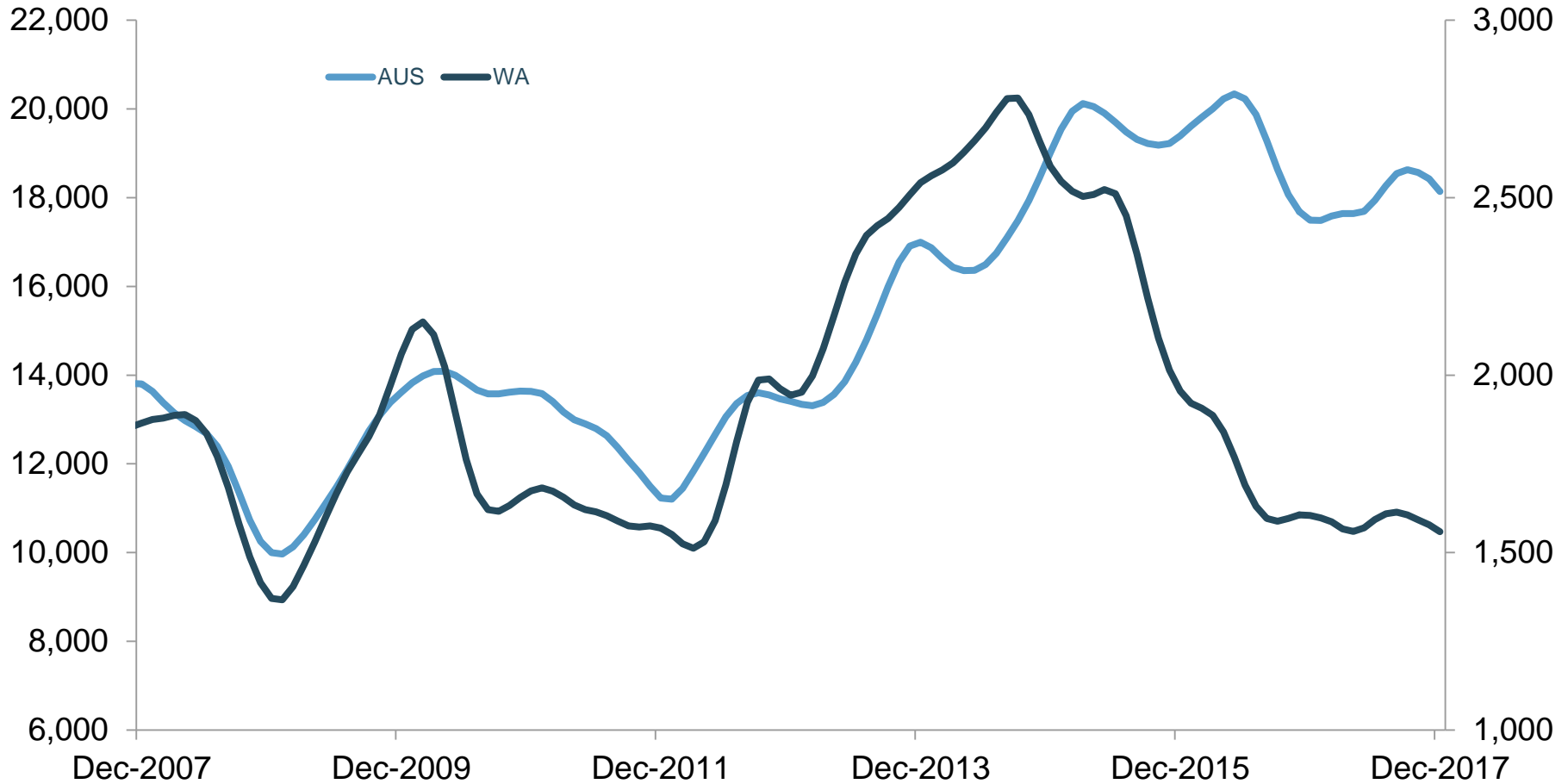
## Western Australia Employment Growth y-o-y (Trend)





# WA Growth: Monthly Housing Approvals

## Monthly Housing Approvals



# Current Year Portfolio Highlights

- ✓ NRW Holdings (+85%)
- ✓ Australis Oil and Gas (+43%)
- ✓ Beach Energy (+84%)
- ✓ Western Areas (+45%)
- ✗ Orecorp Limited (-55%)

# January Portfolio

Westoz	Jan-18
Australis Oil & Gas	9%
Cedar Woods Properties	8%
Cooper Energy	7%
Austal	6%
NRW Holdings	5%
Finbar Group	5%
Woodside Petroleum	4%
Southern Cross Electrical	4%
Mount Gibson Iron	3%
IMF Bentham	3%
Macmahon Holdings	3%
Beach Energy	3%
Western Areas	3%
Other	19%
Short Positions	-4%
Cash	23%

# Communications

- ❖ Weekly Email Update
- ❖ Weekly NTA Disclosure
- ❖ LinkedIn Economic Comments
- ❖ Monthly Portfolio reports to ASX
- ❖ Regular Shareholder Briefings

\*New Website Coming Soon\*

Subscribe to these by sending an email to:  
[admin@westozfunds.com.au](mailto:admin@westozfunds.com.au)

Dermot Woods  
Executive Director  
(08) 9321 7203  
[dwoods@westozfunds.com.au](mailto:dwoods@westozfunds.com.au)

Philip Rees  
Executive Director  
(08) 9321 7015  
[prees@westozfunds.com.au](mailto:prees@westozfunds.com.au)

**WESTOZ**  
FUNDS MANAGEMENT PTY LTD

FINDING THE  
**BEST** IN  
THE WEST