

2017

Annual Report



EUROZ

CORPORATE DIRECTORY

REGISTERED OFFICE

Level 18 Alluvion
58 Mounts Bay Road
PERTH WA 6000
Telephone: (08) 9488 1400
Facsimile: (08) 9488 1477
Email: info@euroz.com
Website: www.euroz.com

AUDITOR

PKF Mack Chartered Accountants
Level 4
35 Havelock Street
WEST PERTH WA 6005
Telephone: 08 9426 8999

BANKERS

Westpac Banking Corporation
109 St Georges Terrace
PERTH WA 6000

SHARE REGISTRY

Computershare Investor Services Pty Ltd
Level 11
172 St Georges Terrace
PERTH WA 6000
Telephone: 1300 787 575

SECURITIES EXCHANGE LISTINGS

Euroz Limited shares are listed on the Australian Securities Exchange (ASX: EZL).

CORPORATE GOVERNANCE STATEMENT

www.euroz.com/investor-relations/corporate-governance

BOARD OF DIRECTORS

Andrew McKenzie
Executive Chairman

Jay Hughes
Executive Director

Doug Young (Retired)
Executive Director

Rob Black
Executive Director

Greg Chessell
Executive Director

Russell Kane
Executive Director

Simon Yeo
Executive Director

Anthony Brittain
Executive Director

COMPANY SECRETARY

Anthony Hewett



CONTENTS

EXECUTIVE CHAIRMAN'S REPORT	002
ORGANISATIONAL CHART	003
BOARD OF DIRECTORS	006
STOCKBROKING AND CORPORATE FINANCE	008
MANAGING DIRECTOR'S REPORT	008
EUROZ SECURITIES DIRECTOR'S PROFILES	010
FUNDS MANAGEMENT	013
WESTOZ FUNDS MANAGEMENT	013
PRODIGY INVESTMENT PARTNERS	014
FLINDERS INVESTMENT PARTNERS	015
WEALTH MANAGEMENT	016
ENTRUST PRIVATE WEALTH MANAGEMENT	016
EUROZ COMMUNITY ACTIVITIES	017
FINANCIAL REPORT	018

Euroz Limited is a diversified
financial services company

Executive Chairman's Report

Euroz Limited is a diversified financial services company.

Euroz Limited has reported a solid improvement in profitability over the past year with a net profit after tax of \$17.9 million.

The Directors have declared a final fully franked dividend of 5.5 cents per share. When combined with the interim dividend of 1.75 cents this amounts to a total of 7.25 cents per share fully franked for the full year.

This result was driven by a strong Equity Capital Markets ("ECM") contribution from Euroz Securities Limited ("Euroz Securities") which raised \$865 million for our corporate clients this financial year.

We are proud that in our 17 year history we have generated significant cash returns and paid over \$193 million in fully franked dividends to our shareholders.

Shareholders are aware that during the past few years we have sought to incrementally diversify our business by building our funds and wealth management businesses. Developing these businesses has required capital, time and patience but if successful we remain confident we will transform our overall business into a much stronger, more diversified and valuable Company.

Our diversification strategy has been twofold:

Retain our core team of experienced staff so we can enjoy the excellent transactional upside all our businesses experience in strong commodities and equities markets.

Establish and grow our recurring revenues in wealth and funds management which will not only protect us during inevitable downturns in our markets but create significant shareholder value over time.

Stockbroking

Euroz Securities

Euroz Securities contributed the bulk of our cash profitability this year.

Euroz Securities has been recognised as the leading ECM issuer in the Western Australian market place this financial year and this major market position in our capital markets holds us in good stead for the future. This transactional upside in Euroz Securities remains a very important lever for our overall business and we were reassured to see it performing strongly this year.

ASX broking volumes during the past year were volatile and only marginally up for the year, still well below normal long term averages. This reflects our view that Western Australia and commodity prices are only in a modest early cycle recovery at this stage.

Funds Management

Westoz Funds Management

The Listed Investment Companies Westoz Investment Company Limited ("WIC") and Ozgrowth Limited ("OZG") continue to be interlinked with their investment universe of Western Australia and Western Australian connected companies.

WIC and OZG reported gross investment returns of 20.1% and 19.4% respectively for the financial year. This is particularly pleasing when compared to the Accumulation Index performance over the same period which increased only 3.6%.

Our significant long term investments in WIC and OZG will continue to have a material effect on our reported profitability. During the past financial year the higher share prices of WIC and OZG contributed to our Group profitability (on a non cash basis) by \$5.7 million.

Prodigy Investment Partners

Prodigy Investment Partners Limited ("Prodigy") was established in July 2014 as a platform to create a quality, multi boutique funds management business.

The first of these boutique partnerships, Flinders Investment Partners Pty Ltd ("Flinders") was launched in July 2015. The Flinders team has delivered positive absolute performance in a difficult market, however performance relative to competitors has been challenging in the short term.

The second partnership, Dalton Street Capital Pty Ltd ("Dalton Street"), was launched in July 2016. Dalton Street is headed by former senior Credit Suisse executives Alan Sheen and Nick Selvaratnam. We are very pleased to see solid returns of 8.7% in their first year, significantly ahead of all of their competitors. We are optimistic that their acceptance on a number of investment platforms, strong investor interest in alternative investments and solid recent returns will provide good inflows to the fund.

Our Prodigy strategy is requiring significant time and patience and requires a confluence of factors (time, consistency, performance and sectoral interest) to come together to achieve the fund inflows our first class team has been tasked to produce.

Wealth Management

Entrust Private Wealth Management

Entrust Private Wealth Management Pty Ltd ("Entrust") was acquired in July 2015 to provide a wealth management platform for all of our businesses. We aim to grow this business organically but also believe we have an excellent wealth offering to acquire other wealth management businesses and also attract wealth advisers from competitors.

We are excited by the expertise in wealth management Entrust has brought to the firm and it was only four months ago that our Entrust wealth managers were co-located alongside our Euroz brokers. We believe that both businesses can now better cross pollinate their strengths and grow recurring revenue together.

Entrust has a significant high net worth client base with Funds Under Management ("FUM") of \$712 million at financial year end which combined with our Euroz Securities FUM creates a business currently managing \$950 million for clients

Summary

We are pleased that our Western Australian markets have improved modestly to enable us to report a solid increase in profits and dividends while we implement our diversification strategy.

Growing our FUM across all of our businesses is a key objective and will be an important measure of our future success. Total group FUM as at 30 June 2017 was \$1.2 billion, an increase of 24.7% from the previous year.

Staff ownership has increased to 48% over the course of the year and as always is a very good indicator of the commitment of our team who remain your company's greatest asset.

I would like to again thank our staff, clients and shareholders for their patience and support in building a Company with an increasing base of underlying revenues whilst still retaining transaction based upside across a wider variety of diversified businesses.



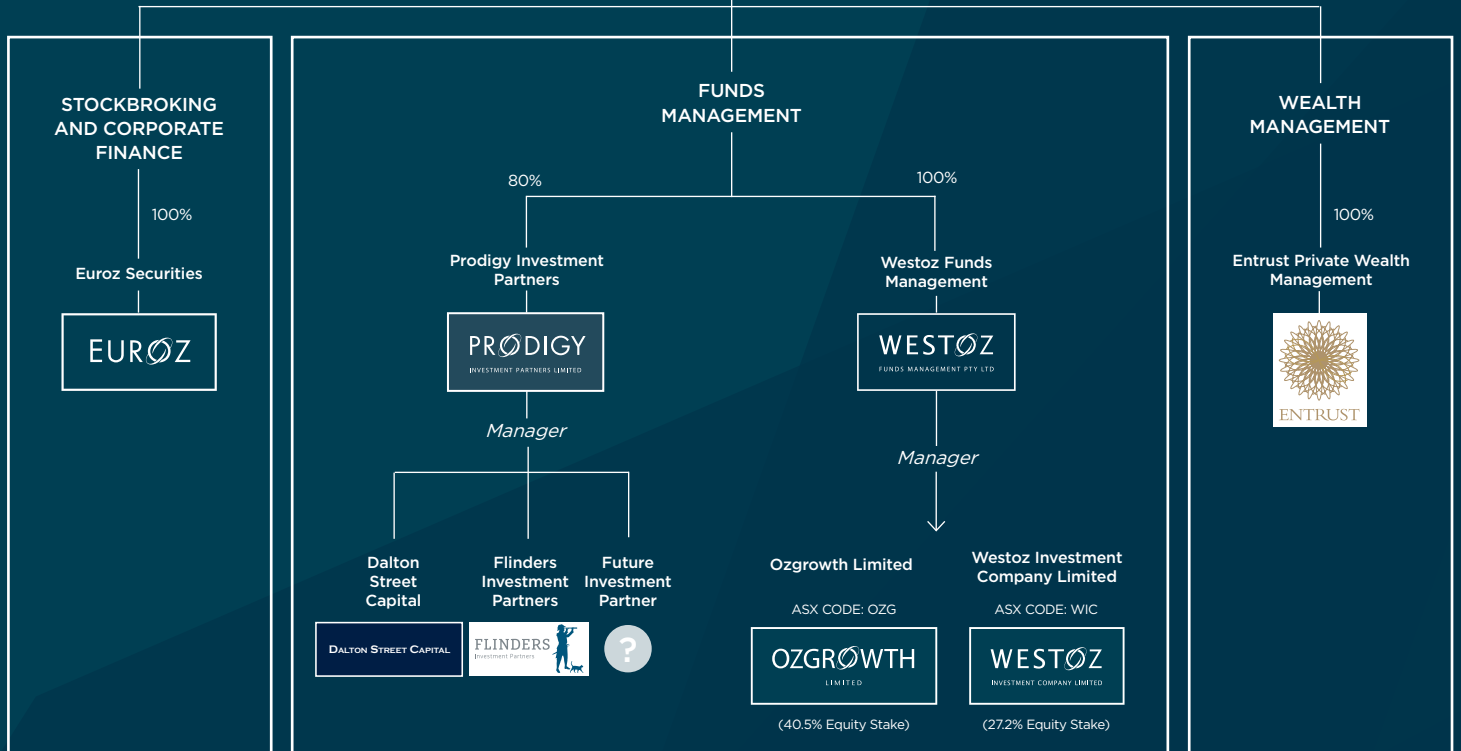
ANDREW MCKENZIE
Executive Chairman



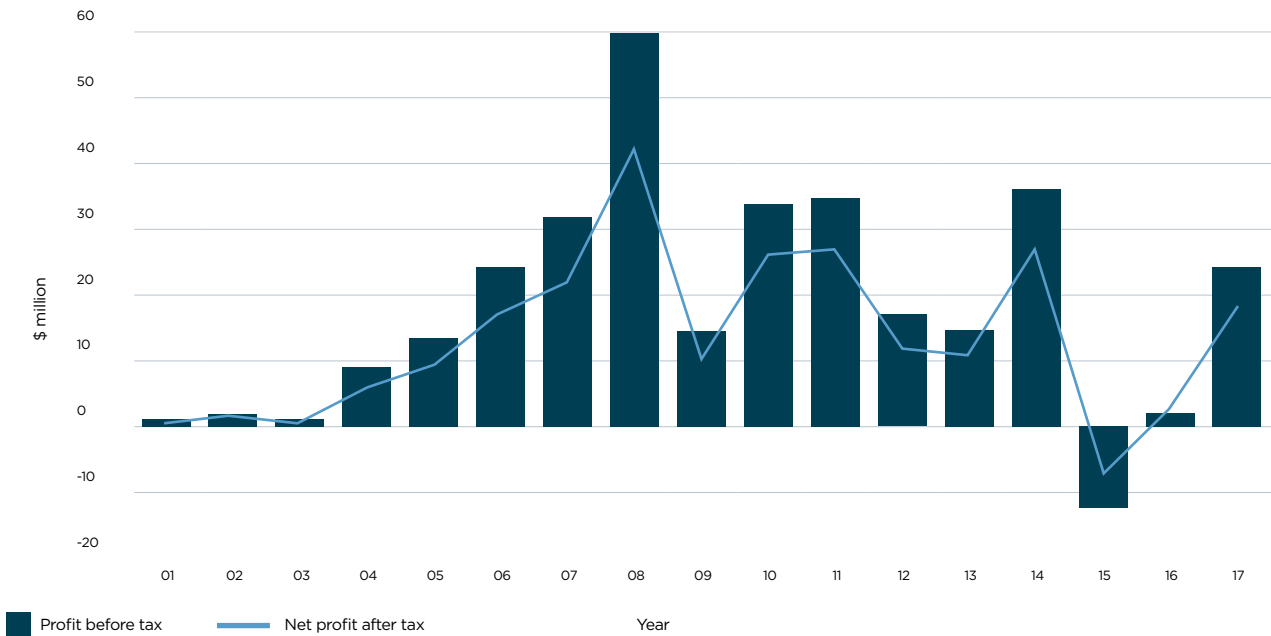
EUROZ LIMITED

ASX CODE: EZL

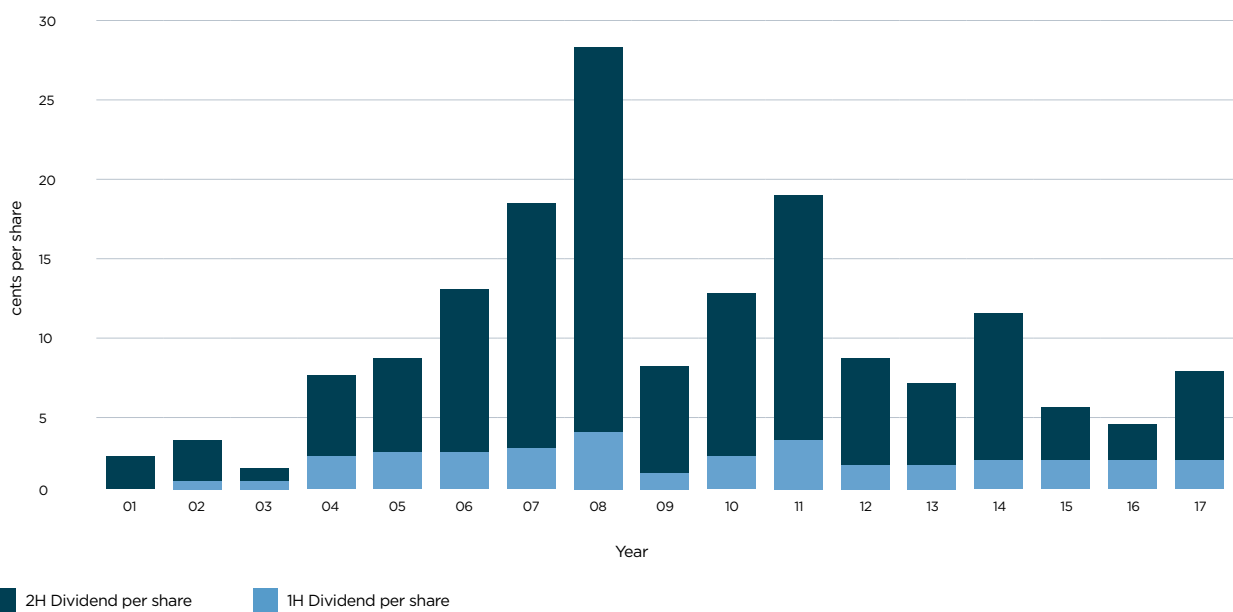
EUROZ



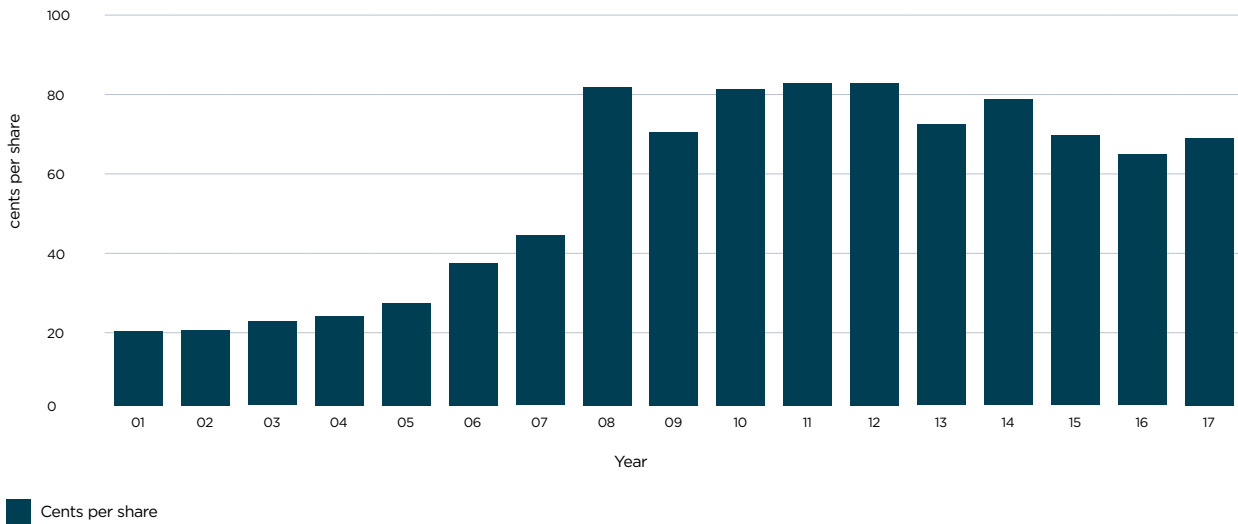
Euroz Limited Profit Before Tax & Net Profit After Tax



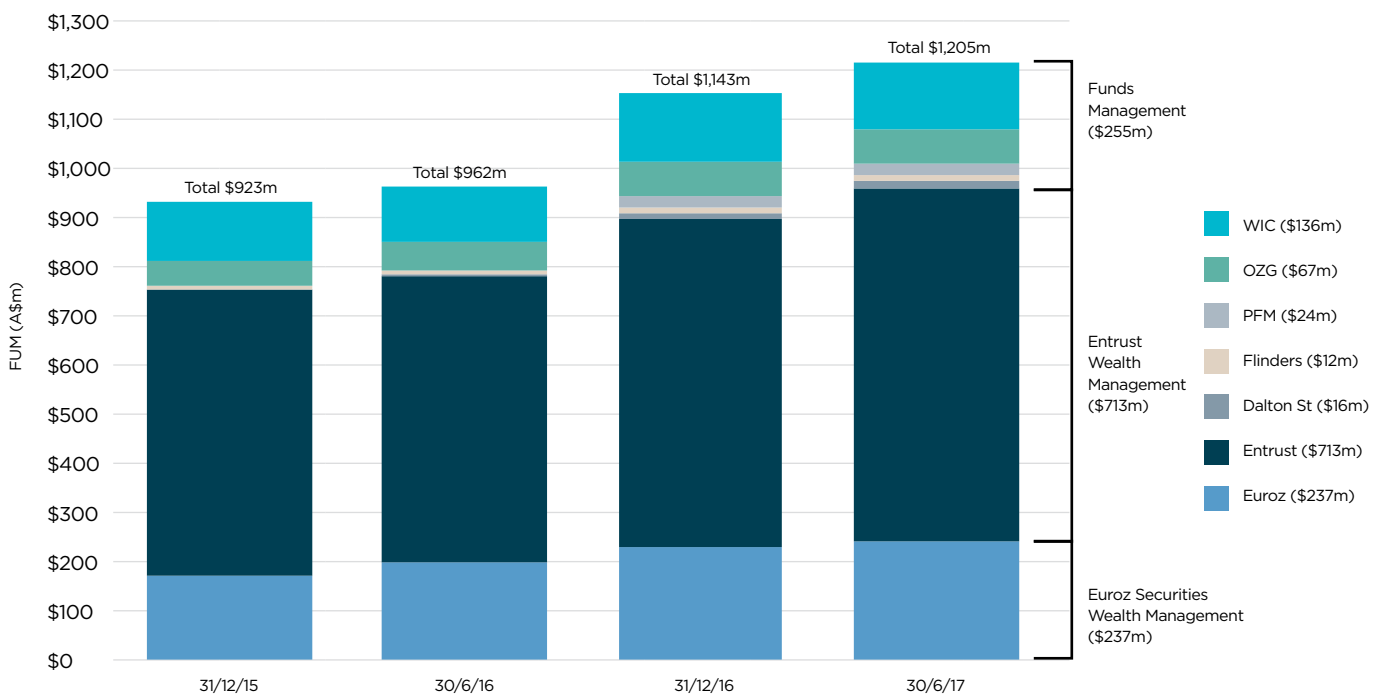
Euroz Limited Dividend History



Euroz Limited NTA per share



Euroz Group Funds Under Management (FUM)*



Board of Directors

Euroz Limited Directors Profiles



ANDREW MCKENZIE
EXECUTIVE CHAIRMAN

Andrew is Executive Chairman of Euroz Limited and Euroz Securities Limited and is an Executive Director of Westoz Funds Management, Dalton Street Capital, Prodigy Investment Partners and Flinders Investment Partners. Andrew is also a board member of the Stockbrokers and Financial Advisors Association of Australia (SAFAA) and the PLC Foundation, as well as a PLC Council member. Andrew holds a Bachelor of Economics from the University of Western Australia (UWA), is an individual member (MSAFAA) of SAFAA and the Australian Institute of Company Directors (AICD).



JAY HUGHES
EXECUTIVE DIRECTOR

Jay has worked in stockbroking since 1986, starting his career on the trading floor. He is Non-Executive Chairman of Westoz Investment Company and Ozgrowth Limited and an Executive Director of Westoz Funds Management, Euroz Securities Limited and Prodigy Investment Partners. He is an Institutional Advisor specialising in promoting Australian stocks to international clients. Jay holds a Graduate Diploma in Applied Finance and Investment from the Financial Services Institute of Australasia (FINSIA). He was recognised as an affiliate of the ASX in December 2000 and was admitted in May 2004 as a member (MSAFAA) of SAFAA.



DOUG YOUNG
EXECUTIVE DIRECTOR

Doug has over 30 years of corporate finance experience, covering mergers and acquisitions, debt and equity raisings in domestic and international financial markets, corporate restructuring and other corporate finance transactions. Doug was an Executive Director of Euroz Limited and Euroz Securities Limited. He holds a Bachelor of Commerce from UWA and is a Fellow and Graduate of FINSIA. Doug was formerly the Chairman of the Audit and Risk Committee.

Retired on 1 July 2017



RUSSELL KANE
EXECUTIVE DIRECTOR

Russell has worked in the stockbroking industry since 1994 and joined Euroz Securities in 2001. Russell is an Executive Director of Euroz Limited and Euroz Securities Limited. He holds a Bachelor of Business from Edith Cowan University and is responsible for servicing both domestic institutions and high net worth clients, with a particular emphasis on WA based resources and industrials stocks.



SIMON YEO
EXECUTIVE DIRECTOR

Simon has worked in the Stockbroking industry since 1993. In November 2000 he established the Private Client Division of Euroz Securities Limited before moving to a specialised role within our Institutional Sales division in 2013. Simon is an Executive Director of Euroz Limited and Euroz Securities Limited. Simon holds a Bachelor of Commerce from UWA and was previously a chartered accountant. He is also on the board of The Australian Chamber Orchestra (ACO). Simon is the Chairman of the Audit and Risk Committee.



GREG CHELSELL
EXECUTIVE DIRECTOR

Greg is the Head of Research at Euroz Securities Limited and is our senior resources analyst. He spent 10 years working as a geologist in WA prior to entering the stockbroking industry in 1995. Greg is an Executive Director of Euroz Limited and Euroz Securities Limited. Greg holds a Bachelor of Applied Science in Geology from the University of Technology, Sydney (UTS) and a Graduate Diploma in Business from Curtin University. Greg is a member of the Audit and Risk Committee.



ANTHONY BRITTAIN
EXECUTIVE DIRECTOR

Anthony is the Chief Operating and Financial Officer and an Executive Director of Euroz Limited, Euroz Securities Limited, Entrust Private Wealth Management, Prodigy Investment Partners, Flinders Investment Partners and Dalton Street Capital. Prior to joining Euroz, Anthony spent 7 years with a WA based stockbroker. Anthony started his career with KPMG (and antecedent firm Touche Ross) with transfers to Guam and Singapore. He then worked in London and Singapore for 7 years with a UK fund manager. Anthony holds a Bachelor of Commerce from UWA, is a member of Chartered Accountants Australia and New Zealand (CA), holds a Graduate Diploma in Applied Finance and Investment from FINSIA, is a Graduate of AICD and is a member (MSAFAA) of SAFAA. Anthony is a member of the Audit and Risk Committee.



ROB BLACK
EXECUTIVE DIRECTOR

Rob has been working in the stockbroking industry since 1995 and has spent time based in Sydney, Melbourne and London. Rob is the Managing Director of Euroz Securities and Head of our Institutional Sales division and is responsible for servicing domestic and international institutions. Rob is a Director of Entrust Private Wealth Management Pty Ltd. Rob holds a Bachelor of Business in Finance and Accounting and is a Graduate of AICD.

Stockbroking and Corporate Finance



Managing Director's Report

The 2016/17 Financial Year was a stellar year for Euroz Securities

Euroz Securities Limited ("Euroz Securities") reported a Net Profit after Tax to the group of approximately \$9.2 million, significantly higher than the previous year's contribution of \$3.5 million.

This was achieved on the back of a solid increase in the level of corporate activity with our team raising \$865 million of new capital for our corporate clients from over 20 major transactions. This outstanding result was reflected in our league rankings over the period, with Euroz Securities being ranked number 1 in terms of ECM transactions for WA based companies (*WA Business news IQ FY17*).

Brokerage levels were slightly subdued reflecting what was a generally softer overall sentiment and market in our investment universe during the year.

Our private client advisors are seeing continued benefits flowing on from the integration of Entrust Private Wealth Management Pty Ltd ("Entrust"), allowing them to offer full wealth and financial services across our client base whilst retaining our core competency in small to mid-cap, predominately Western Australian based stocks. Euroz Securities and Entrust are now co-located on the same dealing room floor.

Pleasingly the core Euroz Securities Funds Under Management ("FUM") grew by over 24% during the year, and we look forward to reporting future FUM growth over coming periods.

Combined with Entrust, Euroz Securities continues its progression to be able to offer the pre-eminent wealth advisory service in Western Australia.

Our institutional dealing division saw increased levels of turnover during the year and the team continues to leverage off its long term, trusted client relationships in providing sales and execution services to our domestic and overseas institutional clients.

All our efforts and corresponding successes are a result of our core research division where we remain fortunate to have a team of long serving, highly rated research professionals.

Post balance sheet date, we have witnessed an encouraging pickup in commodity and base metals prices, fuelling a renewed positive investment sentiment. With these continued tailwinds in place, and leveraging off our highly talented and aligned staff, I am confident we will be in a position to report continued success in coming periods.





















Rob Black

Managing Director



Supporting our clients on major transactions during FY17

Ranked #1 in WA based equity capital raisings¹

 Renaissance <small>minerals (Cambodia) limited</small>	 ASG <small>An NRI Company</small>	 SUNDANCE <small>energy</small>	 AUSTRALIS <small>OIL & GAS</small>	 Igo
Off-market takeover offer \$50 million Financial Advisor Euroz Securities Ltd Oct 16	Cash takeover by Nomura Research Institute \$349 million Corporate Broker Euroz Securities Ltd Dec 16	Placement \$80 million Joint Lead Manager Euroz Securities Ltd Jul 16	IPO & Placement \$130 million Lead Manager Euroz Securities Ltd Jul 16, Apr 17	Placement \$250 million Co Lead Manager Euroz Securities Ltd Aug 16
 kibaran <small>resources</small>	 index	 TROY RESOURCES LIMITED	 NRW <small>Holdings</small>	 VEEM
Placement \$10.9 million Joint Lead Manager Euroz Securities Ltd Aug 16	Placement \$40 million Lead Manager Euroz Securities Ltd Sep 16	Placement & ANREO \$40.7 million Joint Lead Manager Euroz Securities Ltd Sep 16	Placement \$20 million Joint Lead Manager Euroz Securities Ltd Sep 16	IPO \$25 million Lead Manager & Underwriter Euroz Securities Ltd Oct 16
 energia <small>resources limited</small>	 COOPER <small>ENERGY</small>	 finders <small>resources ltd</small>	 BOSS <small>RESOURCES LIMITED</small>	 Ardea <small>Resources Limited</small>
Entitlement Issue \$6.1 million Lead Manager & Underwriter Euroz Securities Ltd Oct 16	Placement & ANREOs \$213.8 million Joint Lead Manager & Joint Underwriter Euroz Securities Ltd Nov 16, Apr 17	Placement \$12 million Lead Manager Euroz Securities Ltd Nov 16	Placement \$6.8 million Joint Lead Manager Euroz Securities Ltd Jan 17	IPO \$5.1 million Lead Manager Euroz Securities Ltd Feb 17
 Empired	 ORECORP <small>LIMITED</small>	 spookfish <small>geospatial imagery redefined</small>	 ZENITH ENERGY	 SWICK <small>Innovative • Productive • Safe</small>
Placement \$16 million Lead Manager Euroz Securities Ltd Mar 17	Placement \$20.6 million Lead Manager Euroz Securities Ltd Apr 17	Placement \$9.3 million Lead Manager Euroz Securities Ltd Apr 17	IPO \$25 million Lead Manager & Underwriter Euroz Securities Ltd Apr 17	Placement \$4.9 million Lead Manager Euroz Securities Ltd May 17

1. Source: WA Business News iQ FY17

Stockbroking and Corporate Finance

Euroz Securities Limited Director's Profiles



GAVIN ALLEN
EXECUTIVE DIRECTOR

Gavin is a Research Analyst with 13 years experience specialising in detailed analysis and research of mid cap industrial companies. Prior to joining Euroz, Gavin was a senior manager in the Corporate Finance division of a major accounting firm, specialising in the financial analysis of mergers and acquisitions. Gavin holds a Bachelor of Commerce, is a member of the Chartered Accountants Australia and New Zealand (CA) and holds a Chartered Financial Analyst (CFA) designation.



BRIAN BATES
EXECUTIVE DIRECTOR

Brian has over 19 years of experience in stockbroking, investment and superannuation management. Brian holds a Bachelor of Commerce from UWA, and was previously a chartered accountant. Brian is a senior member of the Private Client Division and offers a comprehensive wealth management service to high net worth individuals.



BRIAN BERESFORD
EXECUTIVE DIRECTOR

Brian is the Head of our Corporate Finance Division. Prior to joining Euroz in 2011, Brian was a Partner at PwC where he led the Corporate Finance and M&A practice in Western Australia. He has provided corporate advice to clients across the resources, mining services, engineering and technology sectors for over 20 years. Brian holds a Masters in Finance from London Business School, a Bachelor of Commerce and Bachelor of Laws from UWA.



JON BISHOP
EXECUTIVE DIRECTOR

Jon is a Research Analyst focused on both the mining and oil and gas sectors. He has more than 10 years technical and commercial experience within the petroleum and minerals industries and a further 10 years experience in the financial services industry. Jon holds a Bachelor of Science (Hons) in Geology from UWA, as well as a Graduate Diploma in Applied Finance and Investment from FINSIA.



TIM BUNNEY
EXECUTIVE DIRECTOR

Tim has been working in the stockbroking industry since 2010 and is a member of our Institutional Sales Division. He holds a Bachelor of Commerce from Curtin University majoring in finance and management. He is currently undertaking post graduate study in geology and finance. Tim is a member of SAFAA institutional broking committee.



ANDREW CLAYTON
EXECUTIVE DIRECTOR

Andrew is a Research Analyst specialising in resource companies. He has worked in the stockbroking industry since 1994. Andrew holds a Bachelor of Science (Hons) in Geology from Melbourne University as well as a Diploma in Finance from the FINSIA.



TONY KENNY
EXECUTIVE DIRECTOR

Tony has worked in stockbroking since 1996, starting his career at Porter Western Limited and served as a partner of the business until it was acquired by Macquarie Bank. Prior to joining Euroz, Tony was a founding partner and an Executive Director of Blackswan Equities. Tony was a senior member of our Private Client Division. Tony is also a Director of Precision Funds Management Pty Ltd and Precision Opportunities Fund Ltd.

Resigned 30 June 2017



BEN LAIRD
EXECUTIVE DIRECTOR

Ben has worked in the stockbroking industry since 2001. He is a Research Analyst responsible for covering industrial companies. He holds a Bachelor of Science, a Post Graduate Diploma in Finance from FINSIA and a Chartered Financial Analyst (CFA) designation.



TIM LYONS
EXECUTIVE DIRECTOR

Tim has worked in the stockbroking industry for over 25 years and is a senior member of our Private Client Division. Tim was previously Executive Chairman of Blackswan Equities where his role included maintaining the firm's corporate relationships and servicing his high net worth private client base. Tim was also a partner at Porter Western Limited until it was acquired by Macquarie Bank.



JAMES MACKIE
EXECUTIVE DIRECTOR

James has been working in the stockbroking industry since 1998. James services high net worth investors and is a senior member of our Private Client Division. He holds a Bachelor of Commerce from Curtin University and a Graduate Diploma from FINSIA.



NICK MCGLEW
EXECUTIVE DIRECTOR

Nick has over 15 years experience in mergers, acquisitions, corporate and commercial law and corporate finance with major firms in Australia and the United States. He holds a Bachelor of Economics from UWA, a Bachelor of Laws from Bond University and a Master of Laws from New York University (NYU). Nick is a senior member of our Corporate Finance Division.



CAMERON MURRAY
EXECUTIVE DIRECTOR

Cameron has 20 years-experience in financial services and is a senior member of our Private Client Division. Having graduated from Curtin University with a Bachelor of Commerce majoring in Accounting and Finance he has been at Euroz since 2003. He has continued his studies through FINSIA and has completed a Graduate Diploma in Applied Finance and Investment.

Stockbroking and Corporate Finance

Euroz Securities Limited Director's Profiles continued...



LUCAS ROBINSON
EXECUTIVE DIRECTOR

Lucas has been advising in the stockbroking industry since 1998. Lucas is a senior member of our Private Client Division and manages a variety of clients including high net worth investors. He holds a Bachelor of Commerce from UWA with a double major in Finance and Marketing and a minor in Business Law.



PETER SCHWARZBACH
EXECUTIVE DIRECTOR

Peter has been working in the stockbroking industry since 2006 and is a member of our Institutional Sales Division. He holds a Bachelor of Commerce from UWA and has completed a Graduate Diploma in Applied Finance and Investment from FINSIA. Peter is also a Chartered Accountant and prior to joining Euroz was a senior accountant at a Perth chartered accounting firm.



BEN STATHAM
EXECUTIVE DIRECTOR

Ben completed a Bachelor of Economics from UWA before commencing employment with Macquarie Bank in 2000 where he left for Euroz in 2009 as one of their top advisors. Ben is a senior member of our Private Client Division and services high net worth families. Ben holds a Graduate Diploma from FINSIA.



RYAN STEWART
EXECUTIVE DIRECTOR

Ryan has worked in the stockbroking industry for over 17 years and is a senior member of our Private Client Division. He started his career in Finance at BankWest as a member of the Equipment Finance Division servicing predominantly resource companies. His first broking role started in 2000 at D J Carmichael and he commenced at Euroz in 2003. His role includes servicing his high net worth private client base and also actively participating in the Euroz Charitable Foundation.



CHRIS WEBSTER
EXECUTIVE DIRECTOR

Chris is the Head of our Private Client Division. Chris has worked in financial services since 2003 holding a variety of positions in sales, operations, risk and compliance both in Perth and London. Chris is a Director of Entrust Private Wealth Management Pty Ltd. Chris holds a Bachelor of Commerce from UWA, a Graduate Diploma of Applied Finance and a Graduate Diploma of Applied Corporate Governance. Chris is a member (MSAFAA) of SAFAA and an Associate of the Governance Institute of Australia (ACIS).



TIM WEIR
EXECUTIVE DIRECTOR

Tim has completed a Bachelor of Business in Economics and Finance. He began his stockbroking career with Porter Western Limited in 1993 as a Private Client Adviser and served as a partner of the business until it was acquired by Macquarie Bank in 1999. Tim was a senior member of our Private Client Division. He managed a high net worth client base and served as an Executive Director at Blackswan Equities Ltd prior to joining Euroz. Tim is also a Director of Precision Funds Management Pty Ltd and the Precision Opportunities Fund Ltd.

Resigned 30 June 2017

The Directors of Euroz Limited are also Directors of Euroz Securities Limited.

Funds Management

Westoz Funds Management Pty Ltd

Westoz Funds Management Pty Ltd (“WFM”) is responsible for \$202 million of funds under management at 30 June 2017. It manages funds under mandate from two listed investment companies; Westoz Investment Company Limited (“WIC”) and Ozgrowth Limited (“OZG”).

WIC commenced its investment activities in May 2005, with OZG commencing in January 2008. Both investment mandates focus on the generation of the target level of returns from investment in small to mid cap ASX listed securities, generally with a connection to Western Australia. Both portfolio’s have produced returns in excess of comparable equity benchmarks.

WIC and OZG have paid \$138 million in dividends to shareholders since inception.



PHILLIP REES
EXECUTIVE DIRECTOR

Mr Philip Rees is an Executive Director of Westoz Funds Management Pty Ltd and is responsible for the operation and development of the manager’s business.

Mr Rees has worked in a range of roles focused on Australian investment markets for the last 29 years. He has previously managed large institutional investment portfolios and developed several early stage investment opportunities until he joined Westoz in April 2005.



DERMOT WOODS
EXECUTIVE DIRECTOR

Mr Dermot Woods is an Executive Director of Westoz Funds Management Pty Ltd and oversees the construction of its investment portfolios.

Mr Woods joined Westoz Funds Management Pty Ltd in 2007. He has previously worked as an industrial analyst for Euroz Securities Limited and prior to this role, as a fund manager specialising in European equities.

Funds Management

Prodigy Investment Partners

Prodigy Investment Partners Limited (“Prodigy”) is a multi-boutique investment management business. Prodigy is an 80/20 partnership between the Euroz Group and Mr Steve Tucker.

Prodigy looks to partner with talented investment management executives in an innovative partnership business model. Prodigy’s focus is on creating boutiques that employ limited capacity, high value adding strategies. We believe these strategies are increasingly attractive to the market, and with limited capacity, allow us to include a performance based component in the pricing.

Prodigy has two partner boutique managers: Flinders Investment Partners Pty Ltd (“Flinders”) and Dalton Street Capital Pty Ltd (“Dalton Street”).

Flinders is a specialist Small Companies investment manager, with principals Dr Andrew Mouchacca, Richard Macdougall and Naheed Rahman. Significant progress has been made in positioning Flinders to gain market share in specific retail and institutional markets over the past year.

Dalton Street is a specialist Absolute Return investment manager, established in June 2016. Its principals are Alan Sheen and Nick Selvaratnam, who were colleagues at Credit Suisse. Dalton Street’s approach is predominantly quantitatively based. Alan has successfully run this strategy for over 10 years, delivering strong absolute returns, with low correlation to traditional asset classes. We believe that this is an attractive strategy in the high net wealth and retiree markets.



STEPHEN TUCKER
EXECUTIVE CHAIRMAN

Steve has over 25 years’ experience in financial services. Steve started his career with MLC, worked in superannuation, ran MLC’s advice networks, led MLC Investments and finally took over as CEO in 2004. Steve was appointed to the Group Executive of NAB in 2009, responsible for MLC and NAB Wealth. Most recently Steve founded Prodigy, where he is Executive Chairman. Steve is also Independent Chairman of Koda Capital and a Non-Executive Director of The Banking and Finance oath.



LEWIS BEARMAN
CHIEF OPERATING OFFICER

Lewis brings over 30 years of financial services experience. He held senior roles at Perennial Investment Partners (2003 to 2014), including Chief Operating Officer and Chief Executive Officer. Lewis spent 17 years with County Investment Management (later becoming INVESCO). Lewis has held senior positions in operations, funds management, and various other teams. Lewis joined Prodigy Investment Partners Limited (“Prodigy”) in 2015 as Chief Operating Officer and is a Director of Prodigy.



AMAN KASHYAP
WHOLESALE SALES DIRECTOR

Aman brings over 16 years of financial services experience specialising in asset management sales. During this time, he has held senior positions in distribution at Ophir Asset Management, NAB Asset Management and ANZ Wealth where his key focus was developing and executing the sales strategy for asset management in the institutional, HNW and retail investment markets. Aman joined Prodigy Investment Partners Limited (“Prodigy”) in early 2017 as Wholesale Sales Director and is responsible for fund raising efforts in the Institutional, Private Wealth and Family Office markets for Prodigy boutique partners.



GUY BALLARD
DIRECTOR OF DISTRIBUTION

Guy has worked in financial services for over 16 years. In this time he held senior distribution roles with both BT Financial Group (2001 – 2005) and MLC (2006 – 2016) where his key focus was developing and executing the sales strategy for the asset management, platform and margin lending businesses targeting the Independent Financial Advice market. Guy joined Prodigy Investment Partners Limited in 2016 as Director of Distribution and is responsible for funds under management growth across our boutiques.

Funds Management

Flinders Investment Partners



ANDREW MOUCHACCA
PARTNER AND PORTFOLIO MANAGER

Andrew began his career in investment management in 1999. Before establishing Flinders Investment Partners Pty Ltd, Andrew was Senior Investment Manager with the institutional focused fund manager Contango Asset Partners (1999-2014). He was the Portfolio Manager of the Small Companies Fund (2009 - 2014) and specialised in the analytical coverage of a range of sectors. His analytical experience has focused on the emerging companies through his involvement in dedicated products in both the small and microcap universe.



RICHARD MACDOUGALL
PARTNER AND PORTFOLIO MANAGER

Richard began his career in investment management in 1985. Before establishing Flinders Investment Partners Pty Ltd, Richard was a Partner and Portfolio Manager with the Australian Equities boutique Perennial Growth (2005 to 2015). Prior to this, Richard was a founding executive of Contango Asset Management and a Director of Salomon Smith Barney Australia. He has spent time offshore including roles as Head of Research at ANZ Securities New Zealand and Managing Director of ANZ Securities UK.



NAHEED RAHMAN
PARTNER AND DEPUTY PORTFOLIO MANAGER

Naheed began his career in investment management in 2006. Prior to joining Flinders Investment Partners Pty Ltd, Naheed was an Investment Analyst at Contango Asset Management for over seven years, working closely with Andrew Mouchacca, where he covered several sectors primarily with an emerging companies focus. He began his career at Warakirri Asset Management as a Portfolio Analyst, conducting fund manager research as well as the dealing of securities.

Dalton Street Capital



ALAN SHEEN
PARTNER AND PORTFOLIO MANAGER

Alan is a co-founder of Dalton Street Capital Pty Ltd. Most recently, Alan was Head of Proprietary Trading for Credit Suisse Australia managing systematic investing and trading across the Asia Pacific region. Alan's previous roles included Portfolio Manager at AMP Capital Investors, Chief Investment Officer at Challenger Ltd and Chief Investment Officer and Managing Director at Austock Asset Management. In these roles Alan has been responsible for managing very large portfolios and businesses. Alan commenced trading equities, futures and options in 1996.



NICK SELVARATNAM
PARTNER AND PORTFOLIO MANAGER

Nick is a co-founder of Dalton Street Capital Pty Ltd. Nick was previously Managing Director and Head of Equities, most recently with investment bank Credit Suisse. Nick has over 26 years direct experience in investment banking across equities research, sales, trading and equity capital markets as well as managing successful top-tier teams across cash equities (research, sales & trading), derivatives, prime services and capital markets. Nick's experience prior to investment banking includes 8 years as a Chartered Accountant in England and Australia. He graduated as a Civil Engineer.

Wealth Management

Entrust Private Wealth Management

Entrust Private Wealth Management Pty Ltd ("Entrust") commenced in 2002 and provides its clients with financial planning and tailored investment advice. Entrust has client Funds Under Management ("FUM") of \$712m at 30 June 2017.

Entrust was acquired by Euroz Limited in July 2015. Entrust employs 23 staff, including 11 advisers, 3 para-planners and a portfolio administration team.

During the 2017 financial year (FY17) the management team focus was on growing the FUM and we are pleased to report growth in FUM of 22.5% for the financial year. We have been progressing the roll out of our private wealth offering across Euroz Securities Limited ("Euroz Securities"), evaluating advisor acquisition opportunities and progressing organic growth opportunities in the High Net Worth ("HNW"), Not-for-Profit and Self Managed Super Fund ("SMSF") sector.

We are pleased to report the final phases of all trading integration with Euroz Securities has been seamless and the cost synergies have been realised in 2017 financial year. Euroz Securities now provide all trading IT, compliance and finance functions to Entrust which allows our team to focus on client service delivery and important growth initiatives. Entrust reported a net profit after tax for FY17.

Entrust's primary focus is to continue organic growth opportunities in the HNW and Not-for-Profit sector and leverage the existing capability in the SMSF sector, the fastest growing component of the Australian superannuation system. Entrust can also see substantial scope for value adding adviser acquisition opportunities that complement the existing business by utilising the strength of the Euroz Securities balance sheet and brand in the Perth market.



GRAEME YUCKICH
EXECUTIVE CHAIRMAN

Graeme has been advising clients on their financial needs for 29 years. He graduated from UWA in 1984, completed his professional year while working for Ernst and Whinney, and was admitted as a Chartered Accountant by the Chartered Accountants Australia and New Zealand (CA) in 1988. In 1990, he completed a Diploma in Financial Planning from Deakin University.

Graeme established Entrust Private Wealth Management Pty Ltd in August 2002. The goal was to combine the knowledge and strategy of financial planning with direct investment ownership and portfolio management.



ANDREW FRY
MANAGING DIRECTOR

Andrew joined Entrust Private Wealth Management Pty Ltd in January 2003 and was appointed Managing Director in July 2014. He holds a Bachelor of Commerce and was admitted as a Chartered Accountant by the Chartered Accountants Australia and New Zealand (CA) in 1996.



CHRISTIAN GOLDING
EXECUTIVE DIRECTOR

Christian has worked in a variety of advice and senior management roles since 1999 and is currently responsible for the group's adviser business strategy. He is a Certified Financial Planner, holds a Postgraduate Diploma in Applied Finance and Investment (FINSIA) and a Bachelor of Economics from UWA.



BRAD GORDON
EXECUTIVE DIRECTOR

Brad joined Entrust Private Wealth Management Pty Ltd as a Senior Investment Adviser in January 2003 and was appointed an Executive Director in November of that year. He has almost 30 years experience in the financial services industry; in financial planning, stockbroking and trustee services. Brad is a Senior Associate of FINSIA, a member of the Financial Planning Association (DipFP FPA) and also a member of AICD. Brad is also a recognised Self-Managed Superannuation Fund Specialist and a Tax (financial) adviser under the Tax Practitioners Board.



ROWAN JONES
EXECUTIVE DIRECTOR

Rowan joined Entrust Private Wealth Management Pty Ltd in January 2008 and was appointed an Executive Director in September 2016. He holds a Bachelor of Commerce from Curtin University, a Graduate Diploma of Applied Finance and Investment (FINSIA) and he is a Self Managed Superannuation Fund Specialist advisor through the SMSF Association. Prior to joining Entrust, Rowan spent ten years as a professional sportsman in the AFL with the West Coast Eagles Football Club.

Euroz Community Activities

Euroz Charitable Foundation

Euroz are proudly West Australian focused and believe we have an obligation to give back to Western Australian charities in need.

In 2007, the Euroz Charitable Foundation was formed in a Private Ancillary Fund (PAF) structure through which Euroz could make donations, invest these funds and make distributions to worthy charities and contribute to the broader community.

The businesses within Euroz and many of our staff members have made consistent donations to the Foundation.

The funds of the Foundation continue to contribute and make a difference to Western Australian charities. During the past 10 years the Euroz Charitable Foundation has donated in excess of \$955,000 to a broad range of charities in Western Australia. In addition to financial support, employees of the Euroz Group are encouraged to volunteer their time to charities in and around their communities.

The Euroz Charitable Foundation has been delighted to support the following charities, amongst others, during the past financial year:





2017

Financial Report

For the year ended 30 June 2017

CONTENTS

DIRECTORS' REPORT	020
AUDITOR'S INDEPENDENCE DECLARATION	033
CONSOLIDATED STATEMENT OF PROFIT OR LOSS AND OTHER COMPREHENSIVE INCOME	034
CONSOLIDATED STATEMENT OF FINANCIAL POSITION	035
CONSOLIDATED STATEMENT OF CHANGES IN EQUITY	036
CONSOLIDATED STATEMENT OF CASH FLOWS	037
NOTES TO THE FINANCIAL STATEMENTS	038
DIRECTORS' DECLARATION	067
INDEPENDENT AUDITOR'S REPORT	068

Directors' Report

The Directors present their report on the consolidated group consisting of Euroz Limited and the entities it controlled at the end of, or during the year ended 30 June 2017.

The following persons were Directors of Euroz Limited ("Euroz") at any time during or since the end of the financial year and up to the date of this report:

EXECUTIVE CHAIRMAN

Andrew McKenzie

EXECUTIVE DIRECTORS

Jay Hughes

Doug Young (*retired 1 July 2017*)

Greg Chessell

Russell Kane

Simon Yeo

Anthony Brittain

Robert Black (*appointed 1 August 2017*)

Company Secretary

Anthony Hewett was appointed Company Secretary on 19 June 2017 replacing Tracey Everitt who held the position since 15 December 2016. Prior to this, the position was held by Chris Webster. Mr Hewett holds a Master of Business Law, a Graduate Diploma in Applied Corporate Governance and is a Fellow of both the Institute of Chartered Secretaries and Administrators and the Governance Institute of Australia and a member (MSAFAA) of the Stockbrokers and Financial Advisers Association of Australia.

Review of operations

	Segment revenues		Segment results	
	2017	2016	2017	2016
	\$	\$	\$	\$
Stockbroking & Corporate Finance Activities	40,189,022	25,191,033	9,018,228	3,323,044
Principal Trading	8,126,664	4,470,979	548,044	1,058,429
Funds Management	3,406,028	1,840,837	(1,817,750)	(1,852,145)
Investment Income	3,208,618	4,342,621	9,322,250	(592,331)
Wealth Management	6,849,394	6,079,397	860,590	624,021
	61,779,726	41,924,867	17,931,362	2,561,018

The major driver of this improved result was a strong Equity Capital Markets ("ECM") contribution from our Euroz Securities Limited ("Euroz Securities") business which raised \$865 million of new equity this financial year. Westoz Investment Company Limited and Ozgrowth Limited have reported gross investment performance for the year of 20.1% and 19.4% respectively. The mark to market share prices of these companies can have a major accounting effect on our reported profits and this year has contributed approximately \$5.7 million to our headline profitability. Entrust Private Wealth Management Pty Ltd ("Entrust") reported 22.5% growth in Funds Under Management ("FUM") with FUM of \$712 million at year-end.

Principal activities

During the year the principal activities of the Euroz Group consisted of:

- (a) Stockbroking (including Corporate Finance);
- (b) Funds Management;
- (c) Investing; and
- (d) Wealth Management.

Review of results

The consolidated group has a consolidated pre tax profit of \$24.1 million (2016: \$2.1 million) for the year ended 30 June 2017.

The consolidated net profit after tax was \$17.9 million compared with the 2016 year consolidated net profit after tax of \$2.6 million. This result represents basic earnings per share of 12.30 cents (2016: 1.61 cents).

The Directors have declared a final dividend of 5.5 cents per share fully franked which combined with the interim dividend of 1.75 cents per share, represents a total dividend of 7.25 cents per share fully franked.

Directors' Report

Operating and Financial Review

The purpose of this review is to set out information that shareholders may require to assess Euroz's operations, financial position, and business strategies and prospects for future financial years. This information complements and supports the report presented herein.

Disclosure of operations

The consolidated group is principally involved in the following activities:

- (a) Stockbroking & Corporate Finance Activities;
- (b) Funds Management;
- (c) Investing; and
- (d) Wealth Management.

Our operations are conducted over several locations with Perth, Western Australia (WA) being our main office. Other offices are in Sydney, New South Wales and Melbourne, Victoria focusing on Funds Management opportunities. Details of our operations are outlined below:

(a) Stockbroking & Corporate Finance Activities

The Euroz Securities stockbroking operation comprises 4 main divisions as follows:

i. Equities Research

- Highly rated research from market leading research team of 6 analysts
- Our views are highly regarded by Australian and international institutional investors
- Access to the latest online news and financial information
- Based on fundamental analysis, strict financial modelling and regular company contact
 - Goal: Identify and maximise equity investment opportunities for our clients
 - Approach: Intimate knowledge of the companies we cover
 - Coverage: Broad cross section of mostly WA based industrial & resource companies
- Research Products:
 - Morning Note: Overnight market updates
 - Weekly Informer: Compilation of all company reports throughout the preceding week
 - Quarterly and / or Semi-annual Review: Regular coverage on mid-cap companies in book format
 - Company Reports: Detailed analysis on companies as opportunities emerge

ii. Institutional Dealing

- One of the largest institutional small to mid-cap dealing desks in the Australian market
- Extensive client base of Australian and International institutional investors with strong relationships with small company fund managers
- Distribution network strength - long standing relationships with major institutional investors in the small to mid-cap market

- Western Australia's geographic isolation makes it difficult for institutional investors to maintain close contact with companies based here - investors can rely on our "on the ground" information
- Institutional dealing team "highly focused" on providing the following services:
 - Quality advice and idea generation
 - Efficient execution
 - Regular company contact
 - Site visits
 - Roadshows

iii. Private Clients

- A unique and predominantly "high net worth" client base (s.708 compliant investors)
- Significant capacity to support new issues and construct quality retail share registers
- Exposure to high net worth clients via in-house conferences and one-on-one presentations
- Team of highly experienced and qualified private client advisors providing a broader investment offering for clients of Euroz. With a wealth management service which provides, strategic investment advice, superannuation advice, investment management and portfolio administration service
- Funds Under Management (FUM) of \$237 million (2016: \$191 million) with the majority on our in-house portfolio administration service
- Extensive research support - high quality research on WA based resource and industrial companies enable our advisors to provide quality investment and trading advice
- Specialised broking allows:
 - Close interaction between research analysts and private client advisors
 - Timely communication of ideas with clients
- Sophisticated investors are able to participate in many of our corporate capital raisings

iv. Corporate Finance

- The Euroz Securities corporate finance business is focused on developing strong, long term relationships with our clients.
- Clients are provided with specialised Corporate Advisory services in:
 - Equity Capital Raisings and Underwriting
 - Mergers and Acquisitions
 - Strategic Planning and Reviews
 - Privatisation and Reconstructions
- Established track record in raising equity capital via:
 - Initial Public Offerings (IPO)
 - Placements
 - Rights Issues

Directors' Report

(b) Funds Management

Westoz Funds Management Pty Ltd ("WFM") is responsible for FUM of \$202 million (2016: \$180 million). It manages funds under mandate from two listed investment companies; Westoz Investment Company Limited ("WIC") and Ozgrowth Limited ("OZG"). Both companies have enjoyed competitive portfolio returns since inception.

WIC commenced its investment activities in May 2005, with OZG commencing in January 2008. Both investment mandates focus on the generation of the target level of returns from investment in small to mid-cap ASX listed securities, generally with a connection to Western Australia. Both portfolios have produced returns in excess of comparable equity benchmarks.

WIC and OZG have now paid \$137.8 million in dividends to shareholders since inception.

Prodigy Investment Partners Limited ("Prodigy") is a funds management partnership formed with Euroz owning 80% and Mr Steve Tucker, Executive Chairman, owning 20%. The first boutique funds management partnership, Flinders Investment Partners Pty Ltd ("Flinders") was launched in 2015 via the Flinders Emerging Companies Fund. The second boutique, Dalton Street Capital Pty Ltd ("Dalton") was launched in 2016 via the Dalton Street Absolute Return Fund.

(c) Investing

Euroz Limited owns significant shareholdings in Westoz Investment Company Limited (WIC.ASX) totalling 27.2% and Ozgrowth Limited (OZG.ASX) totalling 40.5%. The investment focus of these funds is on small to mid-cap ASX listed securities, generally with a connection to Western Australia.

Euroz Limited has also invested in the Flinders Emerging Companies Fund and Dalton Street Absolute Return Fund.

(d) Wealth Management

In July 2015, Euroz Limited acquired Entrust Private Wealth Management Pty Ltd ("Entrust") which has a 14 year track record as a leading wealth management business. The strategy in acquiring Entrust was to leverage an established wealth management business with long term ongoing revenues as a platform for further acquisitions and organic growth. The past year has seen further integration of these operations with the rest of our businesses to realise operational synergies and develop strong links with our stockbroking operations.

Entrust has a significant high net worth client base with FUM of \$712 million (2016: \$581 million).

Disclosure of operations — Profit

Net profit after tax for Financial Year (FY) 2017 was \$17.9 million up from \$2.6 million in FY 2016.

Disclosure of operations - Sales

Revenue has increased by 47.5% to \$61.8 million from \$41.9 million predominantly driven by strong ECM contribution from Euroz Securities Limited business and a modest early cycle recovery in our Western Australian and commodity related markets.

Stockbroking & Corporate Finance Activities

Stockbroking and corporate finance activities revenue was up by 59.5% to \$40.2 million from \$25.2 million. The increase was mainly driven by increase in the ECM raisings in our Corporate Finance division. Euroz Securities was involved in 22 (2016:22) ECM transactions this year raising \$865 million (2016: \$307 million).

(a) Principal Trading

Revenue from Principal Trading increased by 80.0% to \$8.1 million from to \$4.5 million.

(b) Funds Management

Revenue from Funds Management increased by 88.9% to \$3.4 million from \$1.8 million predominantly as a result of a performance fee received from Westoz managed funds and also in line with increase in FUM.

(c) Investment Income

Investment income decreased by 25.6% to \$3.2 million from \$4.3 million mainly due to reduction in dividends from WIC and OZG.

(d) Wealth Management

Revenue from Entrust increased by 11.5% to \$6.8 million from \$6.1 million. This increase is due to increasing FUM.

Disclosure of business strategies and prospects - Growth

Euroz Securities has enjoyed the modest recovery in the resources cycle with significant growth in ECM activity raising \$865 million. Westoz Funds Management has provided solid investment returns for its two listed investment company mandates to generate improved management and performance fees.

In July 2015, Euroz acquired Entrust which has now been fully integrated alongside Euroz Securities Private Client operations and we believe that both businesses will continue to cross-pollinate their strengths and grow recurring revenue.

Prodigy has partnerships with two separate boutique funds, Flinders and Dalton for both retail and wholesale investors. Their long term strategy is to provide a steady base of diverse ongoing management fee revenues with potential performance fee upside. Flinders has received upgraded research ratings for its Flinders Emerging Companies Fund but a more challenging small cap market this year has hindered FUM growth in the short term. Dalton Street Capital aims to deliver absolute returns in all market conditions and can report solid returns of 8.7% to 30 June 2017. We are encouraged that Dalton Street Capital has been accepted on several investment platforms and is gaining significant support in the private client market due to its ability to deliver uncorrelated investment returns.

We continue to implement our modest diversification strategy and are pleased our Western Australian markets have improved sufficiently to enable us to declare a solid increase in dividends to our shareholders and pay 7.25 cents per share in fully franked dividends for the year.

The Directors believe that Euroz Group has laid the foundations for our strategy to build a more consistent base of underlying recurring revenues through our growing wealth and funds management businesses whilst still retaining the transaction based upside of our traditional stockbroking business.

Directors' Report

Disclosure of business strategies and prospects - Material business risks

The past year continues the trend of extremely volatile trading conditions. Like many businesses we have experienced solid trading months which are often then undermined by any combination of uncertainties. These may take the form of economic concerns, political instability, inflation and growth concerns, and / or alternating commodity price movements.

Given this backdrop and the increasingly competitive landscape it has created, we are pleased with our overall results for the financial year. Our entire team has worked hard to manage our costs and generate profits and dividends for shareholders.

Financial position

The net assets of the consolidated group has increased to \$119 million at 30 June 2017 from \$114 million at 30 June 2016.

The Company and consolidated group's financial performance has enabled it to continue to pay dividends to shareholders during the year while maintaining a healthy working capital ratio. The consolidated group's working capital, being current assets less current liabilities, is \$31 million at 30 June 2017 compared to \$35 million at 30 June 2016.

During the past nine years the Company has invested in expanding each of its business units to secure its long term success. In particular it has increased its strategic investments in the investment products of Westoz Funds Management Pty Ltd, our multi boutique Prodigy business and Entrust as a platform for our future wealth management ambitions.

Our group remains in an extremely sound financial position with cash and investments of \$117 million (including the Pershing security deposit of \$5 million) as at 30 June 2017. We have a pre final dividend Net Tangible Assets (NTA) of 75¢ per share and no debt. Euroz has a proud history of consistent profits and dividends having paid \$193 million in fully franked dividends in every consecutive half year for the past 17 years.

The Directors believe the Company is in a strong and stable financial position to expand and grow its current operations.

Earning per share	2017	2016
	cents	cents
Basic earnings per share	12.30	1.61
Diluted earnings per share	12.03	1.61

Dividends – Euroz Limited

Dividends paid or provided for during the financial year were as follows:

	2017	2016
	\$	\$
Interim ordinary dividend of 1.75 cents (2016: 1.75 cents) per fully paid ordinary share was paid on 25 January 2017.	2,817,314	2,816,281
Provision for final ordinary dividend for 30 June 2017 of 5.5 cents (2016: 2.25 cents) per fully paid ordinary share paid on 28 July 2017.	8,854,416	3,622,711
	11,671,730	6,438,992

Of the total dividends paid during the year, \$34,246 (2016: \$6,129) was paid to the Euroz Share Trust and is undistributed. Therefore, it has been eliminated on consolidation.

Significant changes in the state of affairs

There have been no significant changes in the state of affairs of the consolidated group during the year other than the acquisition of 1,900,000 treasury shares on-market.

Share options

There were no options on issue at 30 June 2017 and 30 June 2016.

Environmental regulation

The consolidated group is not subject to significant environmental regulation in respect of its operations.

Events after reporting date

The Directors are not aware of any matter or circumstance subsequent to 30 June 2017 that has significantly affected, or may significantly affect:

- (a) the consolidated group's operations in future financial years; or
- (b) the results of those operations in future financial years; or
- (c) the consolidated group's state of affairs in future financial years.

Likely developments and expected results of operations

The Directors are confident that a strong statement of financial position and established business platforms will support the Company in increasingly volatile market conditions.

Further information on likely developments in the operations of the consolidated group and the expected results of operations have not been included in this report because the Directors believe it would be likely to result in unreasonable prejudice to the consolidated group.

Directors' Report

Information on Directors			Particulars of Directors' interests in shares of Euroz Limited
Director	Experience	Special responsibilities and qualifications	Ordinary shares*
A McKenzie <i>Executive Chairman</i>	Mr McKenzie has worked in the stockbroking industry since 1991.	<p>Executive Chairman of Euroz Limited and Euroz Securities</p> <p>Executive Director of Westoz Funds Management, Prodigy Investment Partners, Flinders Investment Partners and Dalton Street Capital</p> <p>Member of Euroz Limited Remuneration Committee</p> <p>Member of Euroz Securities Underwriting Committee</p> <p>Holds a Bachelor of Economics Degree from the University of the Western Australia ("UWA")</p> <p>Member (MSAFAA) of the Stockbrokers and Financial Advisers Association of Australia (SAFAA)</p>	12,286,971
J Hughes <i>Director</i>	Mr Hughes has worked in the stockbroking industry since 1986.	<p>Executive Director of Euroz Limited, Euroz Securities, Westoz Funds Management and Prodigy Investment Partners</p> <p>Executive Chairman of Westoz Investment Company and Ozgrowth Limited</p> <p>Member of Euroz Limited Remuneration Committee</p> <p>Member of Euroz Securities Underwriting Committee</p> <p>Holds a Graduate Diploma in Applied Finance and Investment from FINSIA and is a member (MSAFAA) of SAFAA</p>	12,377,832
D Young <i>Director (retired 1 July 2017)</i>	Mr Young has worked in corporate finance since 1984.	<p>Executive Director of Euroz Limited and Euroz Securities</p> <p>Chairman of Euroz Limited Audit & Risk Committee</p> <p>Member of Euroz Securities Underwriting Committee</p> <p>Holds a Bachelor of Commerce degree from UWA, a Graduate Diploma in Applied Finance from FINSIA, a Fellow of FINSIA and a Fellow of CPA Australia (FCPA)</p>	Not applicable **
G Chessell <i>Director</i>	Mr Chessell has worked in the stockbroking industry since 1996.	<p>Executive Director of Euroz Limited and Euroz Securities</p> <p>Member of Euroz Limited Audit & Risk Committee</p> <p>Head of Research at Euroz Securities and our senior resources analyst</p> <p>Holds a Bachelor of Applied Science in Geology and a Graduate Diploma in Business</p>	4,576,243
R Kane <i>Director</i>	Mr Kane has worked in the stockbroking industry since 1994.	<p>Executive Director of Euroz Limited and Euroz Securities</p> <p>Member of Euroz Securities Underwriting Committee</p> <p>Institutional Dealer at Euroz Securities responsible for servicing both domestic institutions and high net worth clients</p> <p>Holds a Bachelor of Business from Edith Cowan University</p>	3,111,652
S Yeo <i>Director</i>	Mr Yeo has worked in the stockbroking industry since 1993.	<p>Executive Director of Euroz Limited and Euroz Securities</p> <p>Member of Euroz Limited Audit & Risk Committee</p> <p>Established the Private Client division of Euroz Securities, which he headed up until October 2013 before moving to a specialised role within the Institutional Dealing team</p> <p>Holds a Bachelor of Commerce degree from UWA</p>	4,358,264

Directors' Report

Information on Directors			Particulars of Directors' interests in shares of Euroz Limited
Director	Experience	Special responsibilities and qualifications	Ordinary shares*
A Brittain <i>Director</i>	Mr Brittain has worked in the funds management and stockbroking industry since 1992.	<p>Executive Director of Euroz Limited, Euroz Securities, Entrust Private Wealth Management, Prodigy Investment Partners, Flinders Investment Partners and Dalton Street Capital</p> <p>Chief Operating and Financial Officer</p> <p>Member of Euroz Limited Audit and Risk Committee</p> <p>Member of Euroz Securities Compliance Committee</p> <p>Member of Euroz Securities Underwriting Committee</p> <p>Holds a Bachelor of Commerce degree from UWA, a member of the Chartered Accountants Australia and New Zealand (CA), holds a Graduate Diploma in Applied Finance and Investment from FINSIA, a Graduate member of the Australian Institute of Company Directors (AICD) and is a member (MSAFAA) of SAFAA</p>	517,313
R Black <i>Director (appointed 1 August 2017)</i>	Mr Black has worked in stockbroking industry since 1993.	<p>Executive Director of Euroz Limited, Euroz Securities and Entrust Private Wealth Management</p> <p>Managing Director of Euroz Securities</p> <p>Head of Euroz Securities Institutional Sales</p> <p>Member of Euroz Limited Remuneration Committee</p> <p>Member of Euroz Securities Underwriting Committee</p> <p>Member of Euroz Securities Compliance Committee</p> <p>Holds a Bachelor of Business Degree, and is a Graduate member of the AICD</p>	3,637,000

*Balance as at the date of signing the report and total shares includes shares allocated under the Performance Rights Plan.

**Mr D Young retired on 1 July 2017; shareholding disclosure is not required as he is no longer a Director of Euroz Limited.

Directors' Report

Meetings of Directors

The number of meeting of the Company's Board of Directors held during the year ended 30 June 2017 and the number of meetings attended by each Director were:

Director	Director Meetings		Committee Meetings			
	Number eligible to attend	Number attended	Audit		Remuneration	
	Number eligible to attend	Number attended	Number eligible to attend	Number attended	Number eligible to attend	Number attended
Andrew McKenzie	22	22	-	-	2	2
Jay Hughes	22	22	-	-	2	2
Doug Young (<i>retired 1 July 2017</i>)	22	22	3	3	-	-
Greg Chessell	22	21	3	2	-	-
Russell Kane	22	21	-	-	-	-
Simon Yeo	22	22	2	2	-	-
Anthony Brittain	22	22	2	2	-	-

Remuneration Report (audited)

This Remuneration Report outlines the Key Management Personnel (KMP) remuneration arrangements of the Company and the consolidated group in accordance with the requirements of the Corporations Act 2001 and its regulations. For the purposes of this report KMP of the consolidated group are defined as those persons having authority for the strategic management and direction of the consolidated group including any Director (whether executive or otherwise) of the parent Company.

Key Management Personnel Remuneration

Remuneration packages are set at levels that are intended to attract and retain executives capable of managing the consolidated group's operations. The board undertakes regular reviews of its performance and the performance of the board against expectations made at the start of the year. Performance related bonuses are available to KMP based on their performance and that of the Company.

Remuneration Policy

The remuneration policy has been designed to align the interests of shareholders, Directors and executives. Euroz remunerates its Directors, executives and other employees by way of a fixed base salary, commission and a combination of short and long term incentives. The Company believes this policy to have been effective in increasing shareholder wealth since inception.

The following table shows the gross revenue, profits and dividends for the last five years for the listed entity, as well as the share price at the end of the respective financial years.

	2013	2014	2015	2016	2017
	\$	\$	\$	\$	\$
Revenue (including gains on fair value movements in investment entities)	45,979,616	78,176,940	38,898,781	41,924,867	70,652,849
Net profit / (loss) after tax	11,122,304	26,547,100	(7,130,652)	2,561,018	17,931,362
Share price at year end	1.00	1.30	1.00	0.79	1.08
Dividends paid or recommended	9,352,340	16,261,272	7,886,167	6,438,992	11,671,730

The objective of the Company's remuneration framework is to ensure reward for performance is competitive and appropriate to the results delivered. The Board / Remuneration Committee ensure that executive rewards satisfy the following key criteria for good reward governance practices:

- competitiveness and reasonableness
- acceptability to shareholders
- performance linked
- transparency
- capital management

Directors' Report

Directors' fees

No Directors fees are paid to Executive Directors.

Non-Executive Directors are paid a fixed base salary and superannuation for their role on the Board.

Base pay

All Directors and executives are offered a competitive base salary and superannuation. Base pay for senior executives is reviewed semi-annually by the Remuneration Committee to ensure it is competitive with the market, and is also reviewed upon promotion or additional responsibilities.

There is no guarantee of base pay increases fixed in any senior executive or Directors contracts.

Executives are offered a competitive salary that comprises of a base salary inclusive of superannuation and a combination of some of the following short term incentives, dependant on the terms of the individual employment contract:

- Participation in the profit share pool
- Commission
- Discretionary Bonus

Profit share pool – Euroz Securities

Directors and executives are invited to participate in the profit share pool. The Remuneration Committee determines the allocation of up to 40% pre tax profit on an ongoing basis. In consultation with relevant Department Heads the Committee uses the following informal criteria to assist in the allocation:

- Ability to perform individual tasks within the relevant department.
- Ability to add value and innovate beyond the job standard specifications.
- Development of new and existing client relationships.
- Ability to interact with other relevant departments as part of a larger team approach.
- Relevant industry salary benchmarking.
- General requirements to attract and retain staff.

The profit share payment is made as a combination of cash (75%) and equity (25%) in the Performance Rights Plan as detailed below in "Equity based payments".

The three executives on the Remuneration Committee (Andrew McKenzie, Jay Hughes and Robert Black, Executive Directors of Euroz Limited) are also entitled to participate in the profit share pool. In these circumstances two members assess the performance of the third member.

Commission

Private Client Advisors are paid a commission in addition to a base salary and superannuation. This is calculated on a sliding scale. Eligible Private Client Advisors are also invited to participate in the Performance Rights Plan based on certain performance hurdles set out in the employment contract.

Discretionary bonus

Executives and other staff members who do not participate in the profit share pool are paid a discretionary bonus based on the profitability of the Company. Similar to the profit share pool, the distribution of the discretionary bonus is also leveraged to the individual's performance and is made as a combination of cash (75%) and equity (25%) as detailed below in "Equity based payments".

Equity based payments

A Performance Rights Plan was established in 2014 as a long term incentive to assist in the reward, retention and motivation of Directors, executives and staff members. Eligible employees are invited to participate in this plan and are awarded a Performance right at the beginning of the year. There are three separate long term incentives depending on the individual employment contract as below:

- Profit share
- Discretionary bonus
- Commission

The Performance Right represents a right to be issued a number of ordinary shares in Euroz to reflect 25% of the profit share or the discretionary bonus that is paid to the participant. Private Client Advisors who are paid a commission may also be paid 5% of their total monthly brokerage portfolio administration revenue or 25% of corporate finance introduction fees in equity. The shares issued will only vest to the employee after 3 years subsequent service following the initial year of service.

Directors' Report

Details of remuneration

Details of the nature and amount of each element of the emoluments of each KMP of the Group are set out in the following tables.

2017	Short-term			Post-Employment	Share Based Payment	Total	Performance related
	Base salary	Profit Share/bonus	Other benefits	Superannuation	Performance Rights		
	\$	\$	\$	\$	\$	\$	\$
Andrew McKenzie	244,658	495,000	27,951	34,956	82,500	885,065	65%
Jay Hughes	231,496	495,000	19,572	34,366	82,500	862,934	67%
Doug Young (retired 1 July 2017)	244,998	326,250	20,347	34,616	54,063	680,274	56%
Greg Chessell	259,998	225,000	11,183	19,616	45,625	561,422	48%
Russell Kane	259,998	326,250	16,212	19,616	60,938	683,014	57%
Simon Yeo	259,998	296,250	18,356	19,616	53,438	647,658	54%
Robert Black	259,643	386,250	15,454	19,616	67,188	748,151	61%
Phil Rees	220,341	198,750	14,526	33,776	40,938	508,331	47%
Anthony Brittain	250,203	183,750	16,580	29,056	34,063	513,652	42%
Total	2,231,333	2,932,500	160,181	245,234	521,253	6,090,501	

Current Directors did not receive any Directors fees.

2016	Short-term			Post-Employment	Share Based Payment	Total	Performance related
	Base salary	Profit Share/bonus	Other benefits	Superannuation	Performance Rights		
	\$	\$	\$	\$	\$	\$	\$
Andrew McKenzie	195,000	180,000	21,507	30,000	41,250	467,757	47%
Jay Hughes	190,000	180,000	20,402	35,000	41,250	466,652	47%
Doug Young	190,000	112,500	23,386	35,000	26,875	387,761	36%
Greg Chessell	190,000	120,000	16,189	35,000	26,875	388,064	38%
Russell Kane	205,692	142,500	15,697	19,308	33,750	416,947	42%
Simon Yeo	205,692	120,000	17,043	19,308	28,750	390,793	38%
Robert Black	182,648	157,189	15,036	17,662	35,000	407,535	47%
Phil Rees	166,138	59,689	9,342	34,172	24,375	293,716	29%
Anthony Brittain	170,311	74,689	16,108	30,000	18,750	309,858	30%
Total	1,695,481	1,146,567	154,710	255,450	276,875	3,529,083	

Current Directors did not receive any Directors fees.

Directors' Report

Service agreements

Remuneration and other terms of employment for the Key Management Personnel are formalised in service agreements. Each of these agreements provide for the provision of performance-related cash bonuses and other benefits. Notwithstanding the agreed salary in the service agreement, the base salary may be reduced or increased based on trading conditions. Other major provisions of the agreements relating to remuneration are set out below.

Andrew McKenzie, *Executive Chairman*

- Term of contract - ongoing employment contract,
- Base salary, inclusive of superannuation for the year ended 30 June 2017 of \$275,000 (2016 - \$225,000) plus profit share,
- Payment on termination of employment by the employer, other than for gross misconduct three months' salary.

Jay Hughes, *Director*

- Term of contract - ongoing employment contract,
- Base salary, inclusive of superannuation for the year ended 30 June 2017 of \$275,000 (2016 - \$225,000) plus profit share,
- Payment on termination of employment by the employer, other than for gross misconduct three months' salary.

Doug Young, *Director (retired 1 July 2017)*

- Term of contract - ongoing employment contract,
- Base salary, inclusive of superannuation for the year ended 30 June 2017 \$275,000 (2016 - \$225,000) plus profit share,
- Payment on termination of employment by the employer, other than for gross misconduct three months' salary.

Greg Chessell, *Director*

- Term of contract - ongoing employment contract,
- Base salary, inclusive of superannuation for the year ended 30 June 2017 of \$275,000 (2016 - \$225,000) plus profit share,
- Payment on termination of employment by the employer, other than for gross misconduct three months' salary.

Russell Kane, *Director*

- Term of contract - ongoing employment contract,
- Base salary, inclusive of superannuation for the year ended 30 June 2017 of \$275,000 (2016 - \$225,000) plus profit share,
- Payment on termination of employment by the employer, other than for gross misconduct three months' salary.

Simon Yeo, *Director*

- Term of contract - ongoing employment contract,
- Base salary, inclusive of superannuation for the year ended 30 June 2017 of \$275,000 (2016 - \$225,000) plus profit share,
- Payment on termination of employment by the employer, other than for gross misconduct three months' salary.

Anthony Brittain, *Director*

- Term of contract - ongoing employment contract,
- Base salary, inclusive of superannuation for the year ended 30 June 2017 of \$275,000 (2016 - \$200,000) plus bonus,
- Payment on termination of employment by the employer, other than for gross misconduct three months' salary.

Robert Black, *Director*

- Term of contract ongoing employment contract,
- Base salary, inclusive of superannuation for the year ended 30 June 2017 of \$275,000 (2016 - \$200,000) plus profit share,
- Payment on termination of employment by the employer, other than for gross misconduct three months' salary.

Phil Rees, *Director Westoz Funds Management Pty Ltd*

- Term of contract - ongoing employment contract,
- Base salary, inclusive of superannuation for the year ended 30 June 2017 of \$250,000 (2016 - \$200,000) plus bonus,
- Payment on termination of employment by the employer, other than for gross misconduct - three months' salary.

Directors' Report

Shareholdings of Key Management Personnel

The movement during the reporting year in the number of shares in Euroz Limited held, directly, indirectly or beneficially, by each member of KMP, including related parties, is as follows:

2017	Balance at 1 July 2016	Received via PRP (i)	Granted as remuneration	Bought & (sold)	Balance at 30 June 2017
Ordinary Shares					
A McKenzie	11,913,458	155,513	-	70,000	12,138,971
J Hughes	12,148,319	155,513	-	-	12,303,832
D Young (<i>retired 1 July 2017</i>)	4,632,043	102,497	-	-	4,734,540
G Chessell	4,464,905	70,688	-	22,650	4,558,243
R Kane	2,972,155	102,497	-	15,000	3,089,652
S Yeo	4,113,192	93,072	-	-	4,206,264
R Black	3,349,456	121,347	-	60,544	3,531,347
P Rees	1,318,759	62,441	-	19,327	1,400,527
A Brittain	459,585	57,728	-	-	517,313
Total	45,371,872	921,296	-	187,521	46,480,689
2016					
	Balance at 1 July 2015	Received via PRP (i)	Granted as remuneration	Bought & (sold)	Balance at 30 June 2016
Ordinary Shares					
A McKenzie	11,083,823	74,855	-	754,780	11,913,458
J Hughes	11,083,823	74,855	-	989,641	12,148,319
D Young (<i>retired 1 July 2017</i>)	4,524,647	46,954	-	60,442	4,632,043
G Chessell	4,035,468	50,176	-	379,261	4,464,905
R Kane	2,756,911	59,294	-	155,950	2,972,155
S Yeo	3,883,289	49,903	-	180,000	4,113,192
R Black	3,033,446	66,010	-	250,000	3,349,456
P Rees	1,264,674	25,224	-	28,861	1,318,759
A Brittain	427,214	31,394	-	977	459,585
Total	42,093,295	478,665	-	2,799,912	45,371,872

(i) These shares are held by the Euroz Share Trust and are currently vesting in accordance with the Euroz Performance Rights Plan (PRP).

Directors' Report

Performance Rights held by Key Management Personnel

The movement during the reporting period in performance rights in Euroz Limited held, directly, indirectly or beneficially, by each KMP, including related parties, is as follows:

2017	Granted as remuneration	Vested
Performance Rights		
A McKenzie	1	(1)
J Hughes	1	(1)
D Young (<i>retired 1 July 2017</i>)	1	(1)
G Chessell	1	(1)
R Kane	1	(1)
S Yeo	1	(1)
R Black	1	(1)
P Rees	1	(1)
A Brittain	1	(1)
Total	9	(9)

2016	Granted as remuneration	Vested
Performance Rights		
A McKenzie	1	(1)
J Hughes	1	(1)
D Young (<i>retired 1 July 2017</i>)	1	(1)
G Chessell	1	(1)
R Kane	1	(1)
S Yeo	1	(1)
R Black	1	(1)
P Rees	1	(1)
A Brittain	1	(1)
Total	9	(9)

These performance rights were issued in accordance with the PRP. Rights are granted on 1 July each year and vest on 30 June.

Share based compensation

A performance right was issued to KMPs as part of their annual bonus / profit share plan. The fair value of each right is calculated as 25% of each member's bonus entitlement. The performance rights are subject to a 4 year vesting period. Total fair values of performance rights issued in the year amounts to \$1,058,057 (2016: \$501,189).

Loans Key Management Personnel

No loans were made to Directors of Euroz Limited and the KMPs of the consolidated group, including their personally-related entities during the year.

Remuneration Report - end.

Directors' Report

Indemnifying officers and auditor

During the financial year, Euroz Limited paid a premium of \$410,491 to insure the Directors and secretaries of the Company and its Australian-based controlled entities. The liabilities insured include costs and expenses that may be incurred in defending civil or criminal proceedings that may be brought against the officers in their capacity as officers of entities in the consolidated group. Euroz has not indemnified the auditor or paid any insurance premium on behalf of the auditor.

Proceedings on behalf of Company

No person has applied for leave of court to bring proceedings on behalf of the Company or intervene in any proceedings to which the Company is a party for the purpose of taking responsibility on behalf of the Company for all or any part of those proceedings.

The Company was not a party to such proceedings during the year.

Non-audit services

The following non-audit services were provided by the group's auditor, PKF Mack. The Directors are satisfied that the provision of non-audit services is compatible with the general standard of independence for auditors imposed by the Corporations Act 2001. The nature and scope of each type of non-audit service provided means that auditor independence was not compromised. PKF Mack received or is due to receive the following amounts for the provision of non-audit services:

	\$
Tax compliance and other services	50,700

Auditor's independence declaration

The lead auditor's independence declaration for the year ended 30 June 2017 has been received and follows the Directors report.

This report is made in accordance with a resolution of the Directors.



Andrew McKenzie
Executive Chairman



Jay Hughes
Executive Director

Date: 31 August 2017

Auditor's Independence Declaration



AUDITOR'S INDEPENDENCE DECLARATION TO THE DIRECTORS OF EUROZ LIMITED

In relation to our audit of the financial report of Euroz Limited for the year ended 30 June 2017, to the best of my knowledge and belief, there have been no contraventions of the auditor independence requirements of the Corporations Act 2001 or any applicable code of professional conduct.

PKF MACK

SIMON FERMANIS
PARTNER

31 AUGUST 2017
WEST PERTH

PKF Mack
ABN 64 581 268 274
Liability limited by a scheme
approved under Professional
Standards Legislation
www.pkfmack.com.au

Perth
Level 4, 28 Havelock St
West Perth WA 6009 Australia
PO Box 909 West Perth WA 6872
P +61 8 9426 8999
F +61 8 9426 8900

PKF Mack is a member firm of the PKF International Limited family of legally independent firms and does not accept any responsibility or liability for the actions or inactions of any individual member or correspondent firm or firms.

Consolidated Statement of Profit or Loss and Other Comprehensive Income

	Notes	2017 \$	2016 \$
Revenue	4	61,779,726	41,924,867
Profit / (loss) on fair value movement on investments		8,873,123	(5,247,301)
Employee benefits expense		(27,412,316)	(19,603,342)
Depreciation and amortisation expenses		(236,178)	(165,793)
Regulatory expenses		(193,657)	(199,375)
Legal, professional and consultancy expenses		(1,119,534)	(905,619)
Conference and seminar expenses		(950,209)	(731,882)
Brokerage and underwriting expense		(4,005,216)	(4,724,972)
Communication expenses		(327,840)	(296,672)
Carrying amount of principal trading securities sold		(7,334,783)	(3,480,060)
Other expenses		(4,939,496)	(4,481,274)
Profit / (Loss) before income tax expense	5	24,133,620	2,088,577
Income tax (expense) / benefit	6	(6,202,258)	472,441
Profit / (Loss) after income tax expense for the year		17,931,362	2,561,018
<i>Other comprehensive income</i>			
Other comprehensive income net of tax		-	-
Total comprehensive income for the year		17,931,362	2,561,018
Profit / (Loss) for the year is attributable to:			
Non-controlling interest		(1,439,805)	(999,399)
Owners of Euroz Limited		19,371,167	3,560,417
		17,931,362	2,561,018
Total comprehensive income for the year is attributable to:			
Non-controlling interest		(1,439,805)	(999,399)
Owners of Euroz Limited		19,371,167	3,560,417
		17,931,362	2,561,018
Basic earnings per share	34	12.30	1.61
Diluted earnings per share	34	12.03	1.61

The above Consolidated Statement of Profit or Loss and Other Comprehensive Income should be read in conjunction with the accompanying notes.

Consolidated Statement of Financial Position

	Notes	2017 \$	2016 \$
Current assets			
Cash and cash equivalents	7	41,152,236	34,202,416
Trade and other receivables	8	1,855,645	1,549,678
Inventories	9	5,049,119	5,826,554
Other current assets	10	1,218,294	1,148,305
Total current assets		49,275,294	42,726,953
Non current assets			
Long term receivable	11	5,000,000	5,000,000
Investments	12	9,215,893	8,050,076
Investment entities at fair value	13	56,915,440	47,121,275
Plant and equipment	14	650,583	485,863
Deferred tax assets	15	7,558,090	8,575,166
Intangible assets	16	10,208,552	10,152,312
Total non current assets		89,548,558	79,384,692
Total assets		138,823,852	122,111,645
Current liabilities			
Trade and other payables	17	3,346,290	1,204,171
Current tax liabilities	18	3,251,272	444,699
Short term provisions	19	11,767,285	5,541,116
Total current liabilities		18,364,847	7,189,986
Non current liabilities			
Deferred tax liabilities	20	1,114,687	815,465
Long term provisions	21	43,016	276,344
Total non current liabilities		1,157,703	1,091,809
Total liabilities		19,522,550	8,281,795
Net assets		119,301,302	113,829,850
Equity			
Issued capital	22	103,246,026	105,226,509
Reserves	22	2,217,421	1,159,364
Retained earnings		15,893,316	8,159,633
Equity attributable to the owners of Euroz Limited		121,356,763	114,545,506
Non-controlling interest		(2,055,461)	(715,656)
Total equity		119,301,302	113,829,850

The above Consolidated Statement of Financial Position should be read in conjunction with the accompanying notes.

Consolidated Statement of Changes in Equity

	Issued capital	Share based payment reserve	Retained earnings	Non-controlling interest	Total
	\$	\$	\$	\$	\$
Balance at 1 July 2015	99,533,415	658,175	11,032,079	33,743	111,257,412
Profit for the period	-	-	3,560,417	(999,399)	2,561,018
Total comprehensive income for the period	-	-	3,560,417	(999,399)	2,561,018
<i>Transactions with owners, recorded directly in equity</i>					
Shares issued during the period	6,870,312	-	-	250,000	7,120,312
Treasury shares	(933,008)	-	-	-	(933,008)
Share buy back	(244,210)	-	-	-	(244,210)
Share based payments	-	501,189	-	-	501,189
Dividends to equity holders	-	-	(6,432,863)	-	(6,432,863)
Total contributions by and distributions to owners	5,693,094	501,189	(6,432,863)	250,000	11,420
Balance at 30 June 2016	105,226,509	1,159,364	8,159,633	(715,656)	113,829,850
Balance at 1 July 2016	105,226,509	1,159,364	8,159,633	(715,656)	113,829,850
Profit for the period	-	-	19,371,167	(1,439,805)	17,931,362
Total comprehensive income for the period	-	-	19,371,167	(1,439,805)	17,931,362
<i>Transactions with owners, recorded directly in equity</i>					
Shares issued during the period	-	-	-	100,000	100,000
Treasury shares	(1,964,883)	-	-	-	(1,964,883)
Share buy back	(15,600)	-	-	-	(15,600)
Share based payments	-	1,058,057	-	-	1,058,057
Dividends to equity holders	-	-	(11,637,484)	-	(11,637,484)
Total contributions by and distributions to owners	(1,980,483)	1,058,057	(11,637,484)	100,000	(12,459,910)
Balance at 30 June 2017	103,246,026	2,217,421	15,893,316	(2,055,461)	119,301,302

The above Consolidated Statement of Changes in Equity should be read in conjunction with the accompanying notes.

Consolidated Statement of Cash Flows

	Notes	2017 \$	2016 \$
Cash flows from operating activities			
Receipts from customers (inclusive of goods and services tax)		49,657,515	33,061,485
Payments to suppliers and employees (inclusive of goods and services tax)		(34,800,663)	(31,613,563)
		14,856,852	1,447,922
Interest received		380,145	784,177
Proceeds from sale of trading shares		8,103,956	4,470,767
Income taxes		(2,079,389)	(1,664,629)
Payments for trading shares		(5,345,630)	(3,047,431)
Net cash flows from operating activities	33	15,915,934	1,990,807
Cash flows from investing activities			
Payment of stamp duty on intangibles acquisition		(56,238)	-
Payments for investment in WIC & OZG		(1,698,577)	(215,102)
Payments for management investment schemes		(1,600,000)	(7,000,000)
Dividends received		3,075,861	4,008,239
Payments for plant and equipment		(400,898)	(383,812)
Proceeds for plant and equipment		-	49,978
Payments for treasury shares		(1,964,883)	(933,007)
Cash acquired on the acquisition of a business	31	-	(1,529,978)
Net cash flows from / (used in) investing activities		(2,644,735)	(6,003,682)
Cash flows from financing activities			
Dividends paid		(6,405,779)	(6,581,969)
Share buy-back		(15,600)	(244,210)
Proceeds from share issue in related entity		100,000	-
Net cash flows from / (used in) financing activities		(6,321,379)	(6,826,179)
Net increase / (decrease) in cash and cash equivalents		6,949,820	(10,839,053)
Cash and cash equivalents at 1 July		34,202,416	45,041,470
Cash and cash equivalents at 30 June	7	41,152,236	34,202,416

The above Consolidated Statement of Cash Flows should be read in conjunction with the accompanying notes.

Notes to the financial statements

CONTENTS

NOTE 1. STATEMENT OF SIGNIFICANT ACCOUNTING POLICIES	039	NOTE 20. DEFERRED TAX LIABILITIES	054
NOTE 2. SIGNIFICANT ACCOUNTING ESTIMATES AND JUDGEMENTS	045	NOTE 21. LONG TERM PROVISIONS	054
NOTE 3. SEGMENT INFORMATION	046	NOTE 22. CONTRIBUTED EQUITY	055
NOTE 4. REVENUE	048	NOTE 23. DIVIDENDS	056
NOTE 5. PROFIT BEFORE INCOME TAX EXPENSE	048	NOTE 24. FINANCIAL INSTRUMENTS	057
NOTE 6. INCOME TAX	048	NOTE 25. REMUNERATION OF AUDITORS	059
NOTE 7. CASH AND CASH EQUIVALENTS	050	NOTE 26. CONTINGENT LIABILITIES	059
NOTE 8. TRADE AND OTHER RECEIVABLES	050	NOTE 27. COMMITMENTS FOR EXPENDITURE	059
NOTE 9. INVENTORIES	051	NOTE 28. EMPLOYEE BENEFITS	060
NOTE 10. OTHER CURRENT ASSETS	051	NOTE 29. RELATED PARTIES	060
NOTE 11. LONG TERM RECEIVABLE	051	NOTE 30. INVESTMENTS IN CONTROLLED ENTITIES	061
NOTE 12. INVESTMENTS	051	NOTE 31. BUSINESS COMBINATION	062
NOTE 13. INVESTMENT ENTITIES AT FAIR VALUE	051	NOTE 32. EVENTS SUBSEQUENT TO REPORTING DATE	063
NOTE 14. PLANT AND EQUIPMENT	052	NOTE 33. RECONCILIATION OF CASH FLOWS FROM OPERATING ACTIVITIES	063
NOTE 15. DEFERRED TAX ASSETS	053	NOTE 34. EARNINGS PER SHARE	063
NOTE 16. INTANGIBLE ASSETS	053	NOTE 35. DEED OF CROSS GUARANTEE	064
NOTE 17. TRADE AND OTHER PAYABLES	054	NOTE 36. PARENT ENTITY DISCLOSURES	066
NOTE 18. CURRENT TAX LIABILITIES	054	NOTE 37. COMPANY DETAILS	066
NOTE 19. SHORT TERM PROVISIONS	054		

Notes to the Financial Statements

Note 1. Statement of significant accounting policies

The financial report is a general purpose financial report that has been prepared in accordance with Australian Accounting Standards, other authoritative pronouncements as issued by the Australian Accounting Standards Board and the Corporations Act 2001 as appropriate for "for-profit" oriented entities.

This financial report has been authorised by the Directors to be issued on 31 August 2017. The Directors have the power to amend and reissue the financial statements.

Euroz Limited is a listed public Company, trading on the Australian Securities Exchange, limited by shares, incorporated and domiciled in Australia.

The financial report of Euroz Limited and controlled entities (the group or consolidated group), complies with Australian Accounting Standards and International Financial Reporting Standards (IFRS) as issued by the International Accounting Standards Board.

Separate financial information of the parent Company has been included in Note 36 as permitted by amendments to the Corporations Act 2001. The financial report is presented in Australian dollars which is the group's functional and presentation currency. Amounts are rounded to the nearest dollar in accordance with Corporations (Rounding in Financial / Directors' Reports) Instrument 2016/191.

The following is a summary of the material accounting policies adopted by the consolidated group in the preparation of the financial report. The accounting policies have been consistently applied, unless otherwise stated.

Basis of preparation

Reporting basis and conventions

The financial report has been prepared on an accruals basis and is based on historical costs modified by the revaluation of selected non-current assets, financial assets and financial liabilities for which the fair value basis of accounting has been applied.

Accounting policies

(a) Principles of consolidation

The consolidated financial statements incorporate the assets and liabilities of all entities controlled by Euroz Limited ('Company' or 'parent entity') as at 30 June 2017 and the results of all controlled entities for the year then ended. Euroz Limited and its controlled entities together are referred to in this financial report as the consolidated group.

Subsidiaries are all those entities over which the consolidated group has control. The consolidated group controls an entity when the consolidated group is exposed to, or has rights to, variable returns from its involvement with the entity and has the ability to affect those returns through its power to direct the activities of the entity.

Subsidiaries are fully consolidated from the date on which control is transferred to the consolidated group. They are de-consolidated from the date that control ceases.

The acquisition method of accounting is used to account for the acquisition of subsidiaries by the consolidated group.

A change in ownership interest without the loss of control is accounted for as an equity transaction, where the difference between the consideration transferred and the book value of the share of the non-controlling interest acquired is recognised directly in equity attributable to the parent.

Intercompany transactions, balances and unrealised gains on transactions between group companies are eliminated. Unrealised losses are also eliminated unless the transaction provides evidence of the impairment of the asset transferred. Accounting policies of subsidiaries have been changed where necessary to ensure consistency with the policies adopted by the consolidated group. All controlled entities have a 30 June financial year end.

(b) Income tax

The income tax expense or benefit for the period is the tax payable on that period's taxable income based on the applicable income tax rate for each jurisdiction, adjusted by changes in deferred tax assets and liabilities attributable to temporary differences, unused tax losses and the adjustment recognised for prior periods, where applicable.

Deferred tax assets and liabilities are recognised for temporary differences at the tax rates expected to apply when the assets are recovered or liabilities are settled, based on those tax rates that are enacted or substantively enacted, except for:

- When the deferred income tax asset or liability arises from the initial recognition of goodwill or an asset or liability in a transaction that is not a business combination and that, at the time of the transaction, affects neither the accounting nor taxable profits; or
- When the taxable temporary difference is associated with interests in subsidiaries, associates or joint ventures, and the timing of the reversal can be controlled and it is probable that the temporary difference will not reverse in the foreseeable future.

Deferred tax assets are recognised for deductible temporary differences and unused tax losses only if it is probable that future taxable amounts will be available to utilise those temporary differences and losses.

The carrying amount of recognised and unrecognised deferred tax assets are reviewed at each reporting date. Deferred tax assets recognised are reduced to the extent that it is no longer probable that future taxable profits will be available for the carrying amount to be recovered. Previously unrecognised deferred tax assets are recognised to the extent that it is probable that there are future taxable profits available to recover the asset.

Deferred tax assets and liabilities are offset only where there is a legally enforceable right to offset current tax assets against current tax liabilities and deferred tax assets against deferred tax liabilities; and they relate to the same taxable authority on either the same taxable entity or different taxable entity's which intend to settle simultaneously.

Euroz Limited and its wholly-owned Australian subsidiaries have formed an income tax consolidated group under the Tax Consolidation Regime. The group formed an income tax consolidated group to apply from 1 July 2003. The tax consolidated group has entered a tax sharing agreement whereby each Company in the group contributes to the income tax payable in proportion to their contribution to the net profit before tax of the tax consolidated group.

(c) Business combinations

The acquisition method of accounting is used to account for business combinations regardless of whether equity instruments or other assets are acquired.

The consideration transferred is the sum of the acquisition-date fair values of the assets transferred, equity instruments issued or liabilities incurred by the acquirer to former owners of the acquiree and the amount of any non-controlling interest in the acquiree. For each business combination, the non-controlling interest in the acquiree is measured at either fair value or at the proportionate share of the acquiree's identifiable net assets. All acquisition costs are expensed as incurred to profit or loss.

Notes to the Financial Statements

Note 1. Statement of significant accounting policies (continued)

(c) Business combinations (continued)

On the acquisition of a business, the consolidated group assesses the financial assets acquired and liabilities assumed for appropriate classification and designation in accordance with the contractual terms, economic conditions, and the consolidated group's operating or accounting policies and other pertinent conditions in existence at the acquisition-date.

The difference between the acquisition-date fair value of assets acquired, liabilities assumed and any non-controlling interest in the acquiree and the fair value of the consideration transferred and the fair value of any pre-existing investment in the acquiree is recognised as goodwill. If the consideration transferred and the pre-existing fair value is less than the fair value of the identifiable net assets acquired, being a bargain purchase to the acquirer, the difference is recognised as a gain directly in profit or loss by the acquirer on the acquisition-date, but only after a reassessment of the identification and measurement of the net assets acquired, the non-controlling interest in the acquiree, if any, the consideration transferred and the acquirer's previously held equity interest in the acquirer.

Business combinations are initially accounted for on a provisional basis. The acquirer retrospectively adjusts the provisional amounts recognised and also recognises additional assets or liabilities during the measurement period, based on new information obtained about the facts and circumstances that existed at the acquisition-date. The measurement period ends on either the earlier of (i) 12 months from the date of the acquisition or (ii) when the acquirer receives all the information possible to determine fair value.

(d) Revenue recognition

Revenue is recognised when it is probable that the economic benefits will flow to the entity and the revenue can be reliably measured. Revenue is measured at the fair value of consideration received or receivable. The following specific recognition criteria must also be met before revenue is recognised:

- Brokerage revenue earned from share trading on behalf of clients is recognised on completion of the transactions. That is, the day the security is traded, not the day of settlement.
- Underwriting, management fees and corporate retainers are brought to account when the fee in respect of the services provided is receivable.
- Share trading revenue from the sale of stocks in the jobbing account is recognised on the day the security is traded. Revenue comprises the gross proceeds on sale of the security.
- Interest income is recognised as it accrues.
- Dividend revenue is recognised when the right to receive a dividend has been established.

All revenue is stated net of the amount of Goods and Services Tax (GST), where applicable.

(e) Receivables

Trade receivables are recognised as current receivables as they are generally settled within 30 days from the date of recognition. Collectability of trade receivables is reviewed on an ongoing basis. Debts which are known to be uncollectible are written off. A provision for impairment is raised when some doubt as to collection exists.

All trade receivables relating to brokerage and principal trading have been transferred to Pershing Securities (Australia) Pty Ltd who provides a trust account facility as part of the clearing and settlement service.

(f) Inventories

Inventories are stocks held in the operating (jobbing) account at year end. All inventory is held at fair value. Refer to Note 1 (u) (i) financial assets at fair value through profit or loss.

(g) Investments

Controlled entities are accounted for in the consolidated financial statements as set out in Note 1 (a), excluding investment entities (which are deemed to be controlled) which are accounted for at fair value at reporting date.

Other securities are accounted for at fair value at reporting date. Unrealised gains/losses on securities held for short term investment are accounted for as set out in Note 1 (u) (i) financial assets at fair value through profit or loss. Unrealised gains/losses on securities held for long term investment are accounted for as set out in Note 1 (u) (iii) available-for-sale financial assets.

(h) Plant and equipment

Each class of plant and equipment is carried at cost as indicated less, where applicable, any accumulated depreciation and impairment losses.

The cost of fixed assets constructed within the consolidated group includes the cost of materials, direct labour, borrowing costs and an appropriate proportion of fixed and variable overheads.

Subsequent costs are included in the asset's carrying amount or recognised as a separate asset, as appropriate, only when it is probable that future economic benefits associated with the item will flow to the group and the cost of the item can be measured reliably. All other repairs and maintenance are charged to the statement of profit or loss during the financial period in which they are incurred.

(i) Depreciation

The depreciable amount of all fixed assets is depreciated on a straight line basis over their useful lives to the residual values commencing from the time the asset is held ready for use. The depreciation rates used for each class of depreciable assets are:

Class of Fixed Asset	Depreciation Rate
Leasehold improvements	25%
Plant and equipment	25 - 33%

The assets' residual values and useful lives are reviewed, and adjusted if appropriate, at each reporting date.

Gains and losses on disposals are determined by comparing proceeds with the carrying amount. These gains and losses are included in the statement of profit or loss. When revalued assets are sold, amounts included in the revaluation reserve relating to the asset are transferred to retained earnings.

(j) Leasehold improvements

The cost of improvements to or on leasehold properties are amortised over the unexpired period of the lease or the estimated useful life of the improvement to the consolidated group, whichever is the shorter.

(k) Leases

Other operating lease payments are charged to the statement of profit or loss in the periods in which they are incurred, as this represents the pattern of benefits derived from the leased assets.

Notes to the Financial Statements

Note 1. Statement of significant accounting policies (continued)

(l) Trade and other creditors

Trade and other creditors also include other liabilities for goods and services provided to the consolidated group prior to the end of the financial year and which are unpaid. Due to their short-term nature they are measured at amortised cost and not discounted. The amounts are unsecured and are usually paid within 30 days of recognition.

All trade creditors relating to brokerage and principal trading have been transferred to Pershing Securities (Australia) Pty Ltd who provides a trust account facility as part of the clearing and settlement service.

(m) Dividends

Provision is made for the amount of any dividend declared and authorised by the Directors on or before the end of the financial year, but not distributed at reporting date.

(n) Options

The fair value of options in the shares of the Company issued to Directors and other parties is recognised as an expense in the financial statements in relation to the granting of these options.

(o) Employee benefits

(i) Wages, salaries and annual leave

Liabilities for wages, salaries and annual leave expected to be settled within 12 months of the reporting date are recognised in respect of employees' services up to the reporting date and are measured at the amounts expected to be paid when the liabilities are settled.

(ii) Employee benefits payable later than one year

Employee benefits payable later than one year have been measured at the present value of the estimated future cash outflows to be made for those benefits. There have been no changes to the method used to calculate this liability.

(iii) Superannuation

Contributions are made by the consolidated group to superannuation funds as stipulated by statutory requirements and are charged as expenses when incurred.

(iv) Employee benefit on costs

Employee benefit on costs, including payroll tax, are recognised and included in employee benefits liabilities and costs when the employee benefits to which they relate are recognised as liabilities.

(v) Options/performance rights

The fair value of options/performance rights granted is recognised as an employee benefit expense with a corresponding increase in equity. The fair value is measured at grant date.

The fair value of options at grant date is independently determined using the Black-Scholes option pricing model that takes into account the exercise price, the term of the option, the vesting and performance criteria, the impact of dilution, the non-tradeable nature of the option, the share price at grant date and expected price volatility of the underlying share, the expected dividend yield and the risk-free interest rate for the term of the option.

The fair value of performance rights are estimated at grant date based on expectations of the bonus that will be paid at year end to eligible employees. Each performance right is subject to a 4 year vesting condition. At the end of year 1, the performance right

converts to plan shares that are subject to a 3 year service condition. The Board may, at their discretion accelerate the vesting period.

(vi) Profit-sharing

The consolidated group recognises a liability and an expense for profit-sharing based on a formula that takes into consideration the profit attributable to the Company's employees after certain adjustments.

(vii) Termination benefits

The consolidated group recognises a liability and an expense when the group demonstrates a commitment to either terminate the employee before the normal retirement date or provide termination benefits as a result of an offer made to the employee prior to retirement date.

(p) Cash and cash equivalents

For purposes of the statement of cash flows, cash and cash equivalents includes deposits at call which are readily convertible to cash on hand and are subject to an insignificant risk of changes in value, net of outstanding bank overdrafts.

(q) Earnings per share

(i) Basic earnings per share

Basic earnings per share is determined by dividing the net profit after income tax attributable to members of the Company, excluding any costs of servicing equity other than ordinary shares, by the weighted average number of ordinary shares outstanding during the financial year, adjusted for bonus elements in ordinary shares issued during the year.

(ii) Diluted earnings per share

Diluted earnings per share adjusts the figures used in the determination of basic earnings per share to take into account the after income tax effect of interest and other financing costs associated with dilutive potential ordinary shares and the weighted average number of shares assumed to have been issued for no consideration in relation to dilutive potential ordinary shares. The potential impact of issuing treasury shares externally is considered when calculating diluted earnings per share.

(r) Fair value measurement

When an asset or liability, financial or non-financial, is measured at fair value for recognition or disclosure purposes, the fair value is based on the price that would be received to sell an asset or paid to transfer a liability in an orderly transaction between market participants at the measurement date; and assumes that the transaction will take place either: in the principle market; or in the absence of a principal market, in the most advantageous market.

Fair value is measured using the assumptions that market participants would use when pricing the asset or liability, assuming they act in their economic best interest. For non-financial assets, the fair value measurement is based on its highest and best use. Valuation techniques that are appropriate in the circumstances and for which sufficient data are available to measure fair value, are used, maximising the use of relevant observable inputs and minimising the use of unobservable inputs.

Assets and liabilities measured at fair value are classified, into three levels, using a fair value hierarchy that reflects the significance of the inputs used in making the measurements. Classifications are reviewed each reporting date and transfers between levels are determined based on a reassessment of the lowest level input that is significant to the fair value measurement.

Notes to the Financial Statements

Note 1. Statement of significant accounting policies (continued)

(r) Fair value measurement (continued)

For recurring and non-recurring fair value measurements, external valuers may be used when internal expertise is either not available or when the valuation is deemed to be significant. External valuers are selected based on market knowledge and reputation. Where there is a significant change in fair value of an asset or liability from one period to another, an analysis is undertaken, which includes a verification of the major inputs applied in the latest valuation and a comparison, where applicable, with external sources of data.

(s) Fair value estimation

The fair value of financial assets and financial liabilities must be estimated for recognition and measurement or for disclosure purposes.

The fair value of financial instruments traded in active markets (such as publicly traded derivatives, and trading and available-for-sale securities) is based on quoted market prices at the reporting date. The quoted market price used for financial assets held by the consolidated group is the current bid price; the appropriate quoted market price for financial liabilities is the current ask price.

The fair value of financial instruments that are not traded in an active market (for example, over-the-counter derivatives) is determined using valuation techniques. The consolidated group uses a variety of methods and makes assumptions that are based on market conditions existing at each reporting date. Quoted market prices or dealer quotes for similar instruments are used for long-term debt instruments held. Other techniques, such as estimated discounted cash flows, are used to determine fair value for the remaining financial instruments.

The nominal value less estimated credit adjustments of trade receivables and payables are assumed to approximate their fair values. The fair value of financial liabilities for disclosure purposes is estimated by discounting the future contractual cash flows at the current market interest rate that is available to the consolidated group for similar financial instruments.

(t) Goods and Services Tax (GST)

Revenues, expenses and assets are recognised net of the amount of GST, except where the amount of GST incurred is not recoverable from the Australian Tax Office. In these circumstances the GST is recognised as part of the cost of acquisition of the asset or as part of an item of the expense. Receivables and payables in the statement of financial position are shown inclusive of GST.

Cash flows are presented in the statement of cash flows on a gross basis, except for the GST component of investing and financing activities, which are disclosed as operating cash flows.

(u) Treasury Shares

Own equity instruments that are reacquired (treasury shares) are recognised at cost and deducted from equity. No gain or loss is recognised in profit or loss on the purchase, sale, issue or cancellation of the group's own equity instruments. Any difference between the carrying amount and the consideration, if reissued, is recognised in share-based payments reserve.

(v) Financial instruments

The consolidated group classifies its investments in the following categories: financial assets at fair value through profit or loss, loans and receivables, and available-for-sale financial assets. The classification depends on the purpose for which the investments were acquired. Management determines the classification of its investments at initial recognition and re-evaluates this designation at each reporting date.

Initial recognition and measurement

Financial assets and financial liabilities are recognised when the consolidated group becomes a party to the contractual provisions to the instrument. For financial assets, this is equivalent to the date that the consolidated group commits itself to either the purchase or sale of the asset (i.e. trade date accounting is adopted).

Financial instruments are initially measured at fair value plus transaction costs, except where the instrument is classified 'at fair value through profit or loss', in which case transaction costs are expensed to profit or loss immediately.

Classification and subsequent measurement

Financial instruments are subsequently measured at either of fair value, amortised cost using the effective interest rate method, or cost. *Fair value* represents the amount for which an asset could be exchanged or a liability settled, between knowledgeable, willing parties. Where available, quoted prices in an active market are used to determine fair value. In other circumstances, valuation techniques are adopted.

Amortised cost is calculated as:

- the amount at which the financial asset or financial liability is measured at initial recognition;
- less principal repayments;
- plus or minus the cumulative amortisation of the difference, if any, between the amount initially recognised and the maturity amount calculated using the *effective interest method*; and
- less any reduction for impairment.

The *effective interest method* is used to allocate interest income or interest expense over the relevant period and is equivalent to the rate that exactly discounts estimated future cash payments or receipts (including fees, transaction costs and other premiums or discounts) through the expected life (or when this cannot be reliably predicted, the contractual term) of the financial instrument to the net carrying amount of the financial asset or financial liability. Revisions to expected future net cash flows will necessitate an adjustment to the carrying value with a consequential recognition of an income or expense in profit or loss.

The consolidated group does not designate any interests in subsidiaries, associates or joint venture entities as being subject to the requirements of accounting standards specifically applicable to financial instruments.

(i) *Financial assets at fair value through profit or loss*

This category has two sub-categories; financial assets held for trading, and those designated at fair value through profit or loss on initial recognition. A financial asset is classified in this category if acquired principally for the purpose of selling in the short term or if so designated by management. Investments held as inventories are classified in this manner. The policy of management is to designate a financial asset if there exists the possibility it will be sold in the short term and the asset is subject to frequent changes in fair value. Assets in this category are classified as current assets if they are either held for trading or are expected to be realised within 12 months of the reporting date. Investments in managed investment schemes are recognised at fair value through profit or loss on initial recognition.

(ii) *Loans and receivables*

Loans and receivables are non-derivative financial assets with fixed or determinable payments that are not quoted in an active market. They arise when the consolidated group provides money, goods or services directly to a debtor with no intention of selling the receivable. They are included in current assets, except for those with maturities greater than 12 months after the reporting date which are classified as non-current assets. Loans and receivables are included in receivables in the statement of financial position.

Notes to the Financial Statements

Note 1. Statement of significant accounting policies (continued)

(iii) Available-for-sale financial assets

Available-for-sale financial assets, comprising principally marketable equity securities, are non-derivatives that are either designated in this category or not classified in any of the other categories. They are included in non-current assets.

Purchases and sales of investments are recognised on trade-date being the date on which the consolidated group commits to purchase or sell the asset. Investments are initially recognised at fair value plus transaction costs for all financial assets not carried at fair value through profit or loss. Financial assets are derecognised when the rights to receive cash flows from the financial assets have expired or have been transferred and the consolidated group has transferred substantially all the risks and rewards of ownership.

Available-for-sale financial assets and financial assets at fair value through profit and loss are subsequently carried at fair value. Loans and receivables are carried at amortised cost using the effective interest method. Realised and unrealised gains and losses arising from changes in the fair value of the 'financial assets at fair value through profit or loss' category are included in the statement of profit or loss in the period in which they arise. Unrealised gains and losses arising from changes in the fair value of non-monetary securities classified as available-for-sale investments revaluation reserve are recognised in equity in the "available for sale revaluation reserve". When securities classified as available-for-sale are sold or impaired, the accumulated fair value adjustments are included in the statement of profit or loss as gains and losses from investment securities.

The fair values of quoted investments are based on current bid prices. If the market for a financial asset is not active (and for unlisted securities), the consolidated group establishes fair value by using valuation techniques. These include reference to the fair values of recent arm's length transactions, involving the same instruments or other instruments that are substantially the same, discounted cash flow analysis, and option pricing methods refined to reflect the issuer's specific circumstances.

(iv) Impairment of financial assets

The consolidated group assesses at each reporting date whether there is objective evidence that a financial asset or group of financial assets is impaired. In the case of equity securities classified as available-for-sale, a significant or prolonged decline in the fair value of a security below its cost is considered in determining whether the security is impaired. If any such evidence exists for available-for-sale financial assets, the cumulative loss - measured as the difference between the acquisition cost and the current fair value, less any impairment loss on that financial asset previously recognised in profit and loss, is removed from equity and recognised in the statement of profit or loss. Impairment losses recognised in the statement of profit or loss on equity instruments are not reversed through the statement of profit or loss.

(w) Current / non-current classification

Assets and liabilities are presented in the statement of financial position based on current and non-current classification.

An asset is current when: it is expected to be realised or intended to be sold or consumed in normal operating cycle; it is held primarily for the purpose of trading; it is expected to be realised within twelve months after the reporting period; or the asset is cash or cash equivalent unless restricted from being exchanged or used to settle a liability for at least twelve months after the reporting period. All other assets are classified as non-current.

A liability is current when: it is expected to be settled in normal operating cycle; it is held primarily for the purpose of trading; it is due to be settled within twelve months after the reporting period; or there is no unconditional right to defer the settlement of the liability for at least twelve months after the reporting period. All other liabilities are classified as non-current.

Deferred tax assets and liabilities are always classified as non-current.

(x) Contributed equity

Ordinary shares are classified as equity.

Incremental costs directly attributable to the issue of new shares or options are shown in equity as a deduction, net of tax, from the proceeds. Incremental costs directly attributable to the issue of new shares or options, or for the acquisition of a business, are included in the cost of the acquisition as part of the purchase consideration.

(y) Impairment of non-financial assets

Goodwill and other intangible assets that have an indefinite useful life are not subject to amortisation and are tested annually for impairment or more frequently if events or changes in circumstances indicate that they might be impaired. Other non-financial assets are reviewed for impairment whenever events or changes in circumstances indicate that the carrying amount may not be recoverable. An impairment loss is recognised for the amount by which the asset's carrying amount exceeds its recoverable amount.

Recoverable amount is the higher of an asset's fair value less costs to sell and value-in-use. The value-in-use is the present value of the estimated future cash flows relating to the asset using a pre-tax discount rate specific to the asset or cash-generating unit to which the asset belongs. Assets that do not have independent cash flows are grouped together to form a cash-generating unit.

(z) Intangible asset

Intangible assets acquired as part of a business combination, other than goodwill, are initially measured at their fair value at the date of the acquisition. Intangible assets acquired separately are initially recognised at cost. Indefinite life intangible assets are not amortised and are subsequently measured at cost less any impairment. Finite life intangible assets are subsequently measured at cost less amortisation and any impairment. The gains or losses recognised in profit or loss arising from the derecognition of intangible assets are measured as the difference between net disposal proceeds and the carrying amount of the intangible asset. The method and useful lives of finite life intangible assets are reviewed annually. Changes in the expected pattern of consumption or useful life are accounted for prospectively by changing the amortisation method or period.

Goodwill arises on the acquisition of a business. Goodwill is not amortised. Instead, goodwill is tested annually for impairment or more frequently if events or changes in circumstances indicate that it might be impaired, and is carried at cost less accumulated impairment losses. Impairment losses on goodwill are taken to profit or loss and are not subsequently reversed.

Notes to the Financial Statements

Note 1. Statement of significant accounting policies (continued)

(aa) New standards and interpretations

The Australian Accounting Standards Board ('AASB') has issued the following new and amended accounting standards and interpretations that have mandatory application dates for future reporting periods. The group has decided against the early adoption of any of these standards.

AASB No.	Title	Application date of standard	Issue date
AASB 9	Financial Instruments	1 January 2018	December 2014
AASB 2010-7	Amendments arising from Accounting Standards arising from AASB 9 (December 2010)	1 January 2018	September 2012
AASB 2014-1	Amendments to Australian Accounting Standards Part E - Financial Instruments	Part E - 1 January 2018	June 2014
AASB 2014-5	Amendments to Australian Accounting Standard Arising From AASB 15	1 January 2018	December 2014
AASB 2014-7	Amendments to Australian Accounting Standard Arising From AASB 9 (December 2014)	1 January 2018	December 2014
AASB 2015-8	Amendments to Australian Accounting Standards - Effective Date of AASB 15	1 January 2018	October 2015
AASB 2015-10	Amendments to Australian Accounting Standards - Effective Date of Amendments to AASB 10 and AASB 128.	1 January 2018	December 2015
AASB 2016-1	Amendments to Australian Accounting Standards - Recognition of Deferred Tax Assets for Unrealised Losses [AASB 112]	1 January 2017	February 2016
AASB 2016-2	Amendments to Australian Accounting Standards - Disclosure Initiative: Amendments to AASB 107	1 January 2017	March 2016
AASB 2016-3	Amendments to Australian Accounting Standards - Clarifications to AASB 15	1 January 2018	May 2016
AASB 2016-5	Amendments to Australian Accounting Standards - Classification and Measurement of Share-based Payment Transactions [AASB 2]	1 January 2018	July 2016
AASB 2017-1	Amendments to Australian Accounting Standards - Transfers of Investment Property, Annual Improvements 2014-2016 Cycle and Other Amendments	1 January 2018	February 2017
AASB 2017-2	Amendments to Australian Accounting Standards - Further Annual Improvements 2014-2016 Cycle	1 January 2017	February 2017
AASB 15	Revenues from Contracts with Customers	1 January 2018	October 2015
AASB 16	Leases	1 January 2019	February 2016
IFRIC 23	Uncertainty over Income Tax Treatments	1 January 2019	June 2017

The consolidated group has adopted all of the new, revised or amending Accounting Standards and Interpretations issued by the AASB that are mandatory for the current reporting period. The adoption of these Accounting Standards and Interpretations did not have a significant impact on the financial performance or position of the consolidated group.

The group has made an initial assessment of the impact on AASB 9 - Financial Instruments, AASB 15 - Revenue from Contracts with Customers and AASB 16 - Leases and does not expect material impact to the Group's net profit and net assets. Additional disclosures will be expected in line with the new requirements.

Several other amendments to standards and interpretations on or after 1 July 2017 have also not been applied and the Group does not expect material impact to the annual and half year consolidated financial statements.

Notes to the Financial Statements

Note 2. Significant accounting estimates and judgements

Estimates and judgements incorporated in the financial statements are based on historical knowledge and best available current information. Estimates assume a reasonable expectation of future events and are based on current trends and economic data, obtained both externally and within the group.

Key estimates and judgments

(i) *Impairment*

At each reporting date, the consolidated group compares the carrying values and market values of investments to determine whether there is any indication of impairment. If impairment indicators exist, any excess of the investment entity's carrying value over the recoverable amount is expensed to the statement of profit or loss.

Where it is not possible to estimate the recoverable amount of an individual asset, the consolidated group estimates the recoverable amount of the cash-generating unit to which the asset belongs.

(ii) *Classification of inventories*

The consolidated group has decided to classify investments in listed securities as held for trading. These securities are accounted for at fair value. Any increments or decrements in their value at year end are charged or credited to the statement of profit or loss.

(iii) *Taxation*

Judgement is required in assessing whether deferred tax assets and certain deferred tax liabilities are recognised on the statement of financial position. Deferred tax assets, including those arising from temporary differences and tax losses, are recognised only where it is considered more likely than not they will be recovered, which is dependent on the generation of sufficient future taxable profits. Deferred tax liabilities arising from temporary differences are recognised to the extent that there are future profits.

(iv) *Goodwill*

Goodwill is tested for impairment annually or more frequently if events or changes in circumstances indicate that it might be impaired. For the purpose of impairment testing, the goodwill on acquisition of Blackswan Equities Limited is allocated to private client broking cash-generating unit which represents the lowest level at which it is monitored for internal management purposes. At 30 June 2017, goodwill totalling \$2,833,112 has been allocated to the private client broking cash-generated unit. The assumptions used for determining the recoverable amount are based on past experience and expectations for the future. Projected cash flows for each cash-generated unit are discounted using an appropriate discount rate and a value in use is determined over a 5 year life. The discount rate deemed applicable at 30 June 2017 amounted to 8.85%. The Board have assessed that there is no indication the goodwill is impaired.

In addition, the goodwill on the acquisition of Entrust totalling \$5,639,200 has been allocated to the performance of this Company as a whole. The assumptions used for determining the recoverable amount are based on past experience and expectations for the future. Projected cash flows for each cash-generated unit are discounted using an appropriate discount rate and a value in use is determined over a 5 year life. The discount rate deemed applicable at 30 June 2017 amounted to 8.85%. The Board have assessed that there is no indication the goodwill is impaired.

(v) *Intangible assets*

Upon acquisition of Entrust, Euroz acquired \$1,736,240 in other intangible assets consisting 3 separate client portfolios. These assets were tested for impairment. The assumptions used for determining the recoverable amount was based on past experience and expectations for the future. Projected cash flows for each cash-generated unit were discounted using an appropriate discount rate and a value in use was determined over a 5 year life. The discount rate deemed applicable at 30 June 2017 amounted to 8.85%. The Board have assessed that there is no indication these assets are impaired.

Notes to the Financial Statements

Note 3. Segment information

Identification of reportable segments

The consolidated group has identified its operating segments based on the internal reports that are reviewed and used by the executive team (the chief operating decision makers) in assessing performance and in allocating resources.

Types of products and services

Stockbroking & Corporate Finance Activities

Stockbroking business offering trading of Australian securities, post trade reporting, corporate finance opportunities, provision of company research.

Principal Trading

Principal trading relates to the purchase and sale of securities by the consolidated group.

Funds Management

The consolidated group provides funds management services.

Investments

The consolidated group invests in listed and unlisted securities from which it derives dividends.

Wealth Management

The consolidated group provides wealth management services including the administration of funds under management.

Basis of accounting for purpose of reporting by operating segments

The accounting policies used by the consolidated group in reporting segments internally are consistent with those adopted in the financial statements of the consolidated group, unless otherwise stated.

Segment assets and liabilities

Where an asset is used across multiple segments, the asset is allocated to that segment that receives majority economic value from that asset.

Liabilities are allocated to segments where there is a direct nexus between the liability and the operations of the segment.

Notes to the Financial Statements

Note 3. Segment information (continued)

Segment Performance

2017	Stockbroking & Corporate Finance Activities	Principal Trading	Funds Management	Investment Income	Wealth Management	Unallocated	Total
	\$	\$	\$	\$	\$	\$	\$
Sales and other fees	39,724,001	8,103,956	3,359,285	-	6,783,667	-	57,970,909
Interest revenue	424,413	1,072	46,743	154,222	9,979	-	636,429
Other revenues	40,608	21,636	-	3,054,396	55,748	-	3,712,388
Total segment revenue	40,189,022	8,126,664	3,406,028	3,208,618	6,849,394	-	61,779,726
Segment net operating profit/(loss) after tax	9,018,228	548,044	(1,817,750)	9,322,250	860,590	-	17,931,362
Depreciation and amortisation	196,220	-	39,828	-	130	-	236,178
Gain/(Loss) on fair value of investments	-	1,223,040	-	7,661,404	-	-	8,884,444
Segment assets	36,734,909	5,049,120	6,558,166	85,633,936	4,847,721	-	138,823,852
Fair value of investments	-	5,049,120	-	66,131,333	-	-	71,180,453
Capital expenditure	396,779	-	1,516	-	2,603	-	400,898
Segment liabilities	5,349,262	40,760	831,221	12,487,612	813,695	-	19,522,550
2016	Stockbroking & Corporate Finance Activities	Principal Trading	Funds Management	Investment Income	Wealth Management	Unallocated	Total
	\$	\$	\$	\$	\$	\$	\$
Sales and other fees	24,742,067	4,470,767	1,796,959	-	6,026,121	-	37,035,914
Interest revenue	448,066	212	43,878	323,958	2,591	-	818,705
Other revenues	900	-	-	4,018,663	50,685	-	4,070,248
Total segment revenue	25,191,033	4,470,979	1,840,837	4,342,621	6,079,397	-	41,924,867
Segment net operating profit/(loss) after tax	3,323,044	1,058,429	(1,852,145)	(592,331)	624,021	-	2,561,018
Depreciation and amortisation	155,541	-	10,252	-	-	-	165,793
Gain/(Loss) on fair value of investments	-	565,758	-	(5,813,059)	-	-	(5,217,301)
Segment assets	31,240,962	5,826,554	4,064,447	77,673,140	3,306,541	-	122,111,645
Fair value of investments	-	5,826,554	-	-	55,171,351	-	60,997,905
Capital expenditure	383,812	-	-	-	-	-	383,812
Segment liabilities	2,723,922	114,551	445,541	4,374,091	623,690	-	8,281,795

Entity-wide disclosures

The consolidated group predominately operates with in the geographical region of Australia. Therefore, the total revenue and non-current assets are reflected on the face of the financial statements.

During the year ended 30 June 2017 approximately 9.3% (2016: 14%) of the consolidated group's external revenue was derived from management fees, performance fees and dividends from Ozgrowth Limited and Westoz Investment Company Limited.

Notes to the Financial Statements

Note 4. Revenue

	2017	2016
	\$	\$
Revenue from operating activities		
Brokerage	15,276,166	14,344,812
Underwriting and placement fees	19,383,590	9,517,349
Performance and management fees	5,850,861	1,743,561
Wealth management fees	6,022,957	5,153,627
Proceeds on sale of principal trading shares	8,103,759	4,454,572
Corporate retainers	3,333,281	1,752,399
	57,970,614	36,966,320
Other income		
Interest received	636,429	818,705
Other revenue	105,802	131,603
Dividend received	3,066,881	4,008,239
	3,809,112	4,958,547
Total Revenue	61,779,726	41,924,867

Note 5. Profit before income tax expense

	2017	2016
	\$	\$
Rental expenses relating to operating lease	1,854,769	1,992,946
Superannuation expense	1,133,418	1,054,437
Share based payments - PRP	1,058,057	501,189
Share based payments - Other	-	250,000

Note 6. Income tax

	2017	2016
	\$	\$
The components of tax expense comprise:		
Current tax	4,220,734	1,632,285
Deferred tax	1,981,524	(2,104,726)
	6,202,258	(472,441)

Notes to the Financial Statements

Note 6. Income tax (continued)

	2017	2016
	\$	\$
Numerical reconciliation between tax expense and pre-tax accounting profit		
Income tax using company's tax rate of 30% (2016: 30%)	7,240,086	626,573
Add tax effect of:		
- other non-allowable items	2,074,715	145,725
	9,314,801	772,298
Less tax effect of:		
- other	12,403	57,153
- franked dividends received	3,100,140	1,187,586
Income tax attributable to entity	6,202,258	(472,441)
The applicable weighted average effective tax rates are as follows:	25.70%	(22.62%)
Reconciliations		
i. Gross movements		
The overall movement in the deferred tax account is as follows:		
Balance at 1 July	7,759,701	4,699,929
Recognised in statement of profit or loss	(1,981,524)	2,329,272
Charge to equity	665,226	730,500
Balance at 30 June	6,443,403	7,759,701
ii. Deferred tax liability		
Movement in temporary differences during the year		
Fair value gain adjustments		
Balance at 1 July	375,494	(26,700)
Recognised in the statement of profit or loss	55,928	402,194
Balance at 30 June	431,422	375,494
Other		
Balance at 1 July	439,971	423,877
Recognised in the statement of profit or loss	243,294	16,064
Balance at 30 June	683,265	439,971
	1,114,687	815,465

Notes to the Financial Statements

Note 6. Income tax (continued)

	2017	2016
	\$	\$
iii. Deferred tax assets		
Movement in temporary difference during the year		
Fair value gain adjustments		
Balance at 1 July	5,792,631	3,795,921
Recognised in the statement of profit or loss	(2,765,263)	1,996,710
Balance at 30 June	3,027,368	5,792,631
Provisions		
Balance at 1 July	702,290	549,958
Recognised in the statement of profit or loss	225,177	152,332
Balance at 30 June	927,467	702,290
Other		
Balance at 1 July	2,080,245	750,591
Charge to equity	665,226	730,500
Recognised in the statement of profit or loss	857,784	599,154
Balance at 30 June	3,603,255	2,080,245
	7,558,090	8,575,166

Tax consolidation legislation

Euroz Limited and its wholly-owned Australian subsidiaries implemented the tax consolidation legislation as of 1 July 2003. The accounting policy on implementation of the legislation is set out in Note 1(b). The impact on the income tax expense for the year is disclosed in the tax reconciliation above.

The entities have also entered into a tax sharing and funding agreement. Under the terms of this agreement, the wholly-owned entities reimburse Euroz Limited for any current income tax payable by Euroz Limited arising in respect of their activities. The reimbursements are payable at the same time as the associated income tax liability falls due and have therefore been recognised as a current tax-related receivable by Euroz Limited. In the opinion of the Directors, the tax sharing agreement is also a valid agreement under the tax consolidation legislation and limits the joint and several liability of the wholly owned entities in the case of a default by Euroz Limited.

Note 7. Cash and cash equivalents

	2017	2016
	\$	\$
Cash at bank and on hand	41,152,236	34,202,416

Note 8. Trade and other receivables

	2017	2016
	\$	\$
Trade receivables	1,855,645	1,549,678

All trade receivables relating to brokerage and principal trading have been transferred to Pershing Securities (Australia) Pty Ltd (clearing participant on behalf of Euroz Securities Limited) who provides a trust account facility as part of the clearing and settlement service.

Notes to the Financial Statements

Note 9. Inventories

	2017	2016
	\$	\$
Securities in unlisted companies (at cost) (i)	527,000	527,000
Trading securities in listed companies (at cost) (i)	4,244,220	6,430,656
Fair value adjustments (ii)	277,899	(1,131,102)
Total	5,049,119	5,826,554

(i) These securities are held for trade purposes.

(ii) The fair value adjustment is based on the closing price of each investment at year end.

Note 10. Other current assets

	2017	2016
	\$	\$
Prepayments	766,246	952,541
Accrued income	452,048	195,764
Total	1,218,294	1,148,305

Note 11. Long term receivable

	2017	2016
	\$	\$
Security deposit	5,000,000	5,000,000

Deposit held by Pershing Securities (Australia) Pty Ltd (clearing participant on behalf of Euroz Securities Limited).

Note 12. Investments

	2017	2016
	\$	\$
Cost of investment in managed investment schemes	8,600,000	7,000,000
Fair value adjustments (i)	615,893	1,050,076
Total	9,215,893	8,050,076

(i) The fair value adjustment is based on the closing unit value of the scheme.

Note 13. Investment entities at fair value

	2017	2016
	\$	\$
Listed ordinary shares in investment entities at fair value through profit or loss	56,915,440	47,121,275
<i>Reconciliation</i>		
Reconciliation of the fair values at the beginning and end of the current financial year are set out below:		
Opening fair value	47,121,275	53,769,308
Additions	1,698,577	215,102
Revaluation increments / (decrements)	8,095,588	(6,863,135)
Closing fair value	56,915,440	47,121,275

Investment entities encompass listed entities - Westoz Investment Company Limited and Ozgrowth Limited. While the consolidated group is deemed to control these entities, exemption from consolidation is obtained as the Company meets the definition of investment entity under AASB 2013-5 - Investment Entities. Accordingly, these investments are fair valued.

Notes to the Financial Statements

Note 14. Plant and equipment

	2017	2016
	\$	\$
Leasehold improvements		
At cost	537,301	241,607
Less: Accumulated amortisation	(138,655)	(44,643)
	398,646	196,964
Software		
At cost	76,167	62,246
Less: Accumulated depreciation	(26,929)	(24,168)
	49,238	38,078
Office equipment		
At cost	255,699	242,171
Less: Accumulated depreciation	(148,192)	(113,959)
	107,507	128,212
Furniture, fixtures and fittings		
At cost	163,770	196,424
Less: Accumulated depreciation	(68,579)	(73,815)
	95,192	122,609
	650,583	485,863

Reconciliations

Reconciliations of the carrying amounts of each class of plant and equipment at the beginning and end of the current and previous financial years are set out below:

2017	Leasehold improvements	Plant and equipment	Total
	\$	\$	\$
Carrying amount at 1 July 2016	196,964	288,899	485,863
Additions	295,694	105,204	400,898
Depreciation / amortisation expense	(94,012)	(142,166)	(236,178)
Carrying amount at 30 June 2017	398,646	251,937	650,583

2016	Leasehold improvements	Plant and equipment	Total
	\$	\$	\$
Carrying amount at 1 July 2015	76,604	241,218	317,822
Additions	215,560	168,252	383,812
Acquired from a business combination	(49,978)	-	(49,978)
Assets written-off	(40)	(4,565)	(4,605)
Depreciation / amortisation expense	(45,182)	(116,006)	(161,188)
Carrying amount at 30 June 2016	196,964	288,899	485,863

Notes to the Financial Statements

Note 15. Deferred tax assets

	2017	2016
	\$	\$
Deferred tax asset (Note 6)	7,558,090	8,575,166

Deferred tax assets are recognised only to the extent that it is probable that future taxable profits can be generated.

Note 16. Intangible assets

	2017	2016
	\$	\$
Goodwill (refer (a) below)	8,472,312	8,430,477
Other intangible assets (refer (b) below)	1,736,240	1,721,835
	10,208,552	10,152,312

	2017	2016
	\$	\$
(a) Goodwill		
Opening balance	8,430,477	2,833,112
Acquired on the acquisition of business (refer to note 31)	-	5,597,365
Addition	41,835	-
Balance	8,472,312	8,430,477

As referred to in note 31, in the financial year ended 30 June 2016 Euroz Limited acquired \$5,597,365 in goodwill on the acquisition of a business. The Directors deem this to be an indefinite life intangible asset and accordingly perform an impairment assessment at reporting date. Based on this assessment at 30 June 2017, no impairment was considered necessary. Note 2 (iv) contains additional information on this assessment.

	2017	2016
	\$	\$
(b) Other intangible assets		
Opening balance	1,721,835	-
Acquired on the acquisition of business (refer to note 31)	-	1,721,835
Addition	14,405	-
Balance	1,736,240	1,721,835

In addition, in the financial year ended 30 June 2016 Euroz Limited acquired \$1,736,240 in other intangible assets on the acquisition of a business. These intangibles consist of 3 separate assets as follows:

	\$
Client portfolio A	500,000
Client portfolio B	80,000
Client portfolio C	1,156,240
	1,736,240

The carrying value of all 3 assets was assessed at reporting date for impairment and no impairment was considered necessary. Note 2 (v) contains further information on this impairment assessment.

Notes to the Financial Statements

Note 17. Trade and other payables

	2017	2016
	\$	\$
Other payables and accruals	3,346,290	1,204,171

All trade creditors relating to brokerage and principal trading have been transferred to Pershing Securities (Australia) Pty Ltd who provides a trust account facility as part of the clearing and settlement service.

Note 18. Current tax liabilities

	2017	2016
	\$	\$
Provision for taxation	3,251,272	444,699

Note 19. Short term provisions

	2017	2016
	\$	\$
Dividends	8,854,416	3,622,711
Employee entitlements (annual leave)	1,346,305	1,024,576
Employee entitlements (long service leave)	1,566,564	893,829
Total	11,767,285	5,541,116

Dividends

This provision represents the dividend declared by the Board before the reporting date and to be paid out to shareholders subsequent to year end.

Movements in each class of provisions, other than employee benefits, are set out below:

	2017	2016
	\$	\$
Carrying amount at 1 July	3,622,711	5,192,129
Additional provisions recognised	11,671,283	6,438,992
Amounts paid out (including through dividend reinvestments (i))	(6,439,578)	(8,008,410)
Carrying amount at 30 June	8,854,416	3,622,711

(i) The dividend reinvestment scheme was not operated in financial year 2017.

Note 20. Deferred tax liabilities

	2017	2016
	\$	\$
Deferred tax liability (Note 6)	1,114,687	815,465

Note 21. Long term provisions

	2017	2016
	\$	\$
Employee entitlements (long service leave)	43,016	276,344

Notes to the Financial Statements

Note 22. Contributed equity

(a) Share capital

	2017 Shares	2016 Shares	2017 \$	2016 \$
Ordinary shares				
Issued and paid up capital consisting of ordinary shares (net of treasury shares)	156,654,382	158,574,382	103,246,026	105,226,509

(b) Movements in ordinary share capital

	2017 Shares	2016 Shares
At the beginning of the reporting period	158,574,382	152,997,812
Acquisition of Treasury shares	(1,900,000)	(1,125,000)
Shares issued as consideration to acquire Entrust Private Wealth Management Pty Ltd	-	5,450,000
Shares issued through dividend reinvestment scheme	-	1,586,570
Shares bought back	(20,000)	(335,000)
At the end of the year	156,654,382	158,574,382

(c) Movements in ordinary share capital

	2017 \$	2016 \$
At the beginning of the reporting period	105,226,509	99,533,415
Acquisition of Treasury shares	(1,964,883)	(933,008)
Shares issued as consideration to acquire Entrust Private Wealth Management Pty Ltd	-	5,450,000
Shares issued through dividend reinvestment scheme	-	1,420,312
Shares bought back	(15,600)	(244,210)
At the end of the year	103,246,026	105,226,509

(d) Treasury shares

	2017 Shares	2016 Shares	2017 \$	2016 \$
Balance of treasury shares at the end of the reporting period	(4,335,000)	(2,435,000)	(4,465,952)	(2,500,958)

Treasury shares were acquired by Employee Share Trust at various times during the year. The acquisition of Treasury shares forms part of the Performance Right Plan.

(e) Ordinary shares

Ordinary shares entitle the holder to participate in dividends and the proceeds on winding up of the Company in proportion to the number of and amounts paid on the shares held. Ordinary shares have no par value.

On a show of hands every holder of ordinary shares present at a meeting in person or by proxy, is entitled to one vote, and upon a poll each share is entitled to one vote.

(f) Options

There were no options on issue at 30 June 2017 (30 June 2016: NIL).

Notes to the Financial Statements

Note 22. Contributed equity (continued)

(g) Share based payment reserve

The reserve records items recognised as expenses on valuation of share based payments. The movement in the current period totalling \$1,058,057 (2016: \$501,189) relates to the vesting expense related to the fair value of performance rights issued in the prior year and the current year in connection with the Performance Rights Plan.

	2017	2016
	\$	\$
Balance on share based payment reserve at 1 July	1,159,364	658,175
Recognised during the year	1,058,057	501,189
Balance on share based payments reserve at 30 June	2,217,421	1,159,364

(h) Capital management

The Directors primary objective is to maintain a capital structure that ensures the lowest cost of capital available to the group. At reporting date, the group has no external borrowings and significant cash reserves. As the holder of various Australian Financial Services Licences and as a market participant of the Australian Securities Exchange the group is exposed to externally imposed capital requirements, which have been complied with at year end and throughout the year.

Note 23. Dividends

	2017	2016
	\$	\$
Ordinary shares		
Interim dividend for the half year ended 31 December 2016 of 1.75 cents (2016 - 1.75 cents) per fully paid ordinary share paid on 25 January 2017.		
Fully franked based on tax paid @ 30%	2,817,314	2,816,281
Final dividend declared and provided for at 30 June 2017 of 5.5 cents (2016 - 2.25 cents) per fully paid ordinary share paid on 28 July 2017.		
Fully franked based on tax paid @ 30%	8,854,416	3,622,711
Total dividends provided for or paid	11,671,730	6,438,992

Of the total dividends paid during the year, \$34,246 (2016: \$6,129) was paid to the Euroz Share Trust and is undistributed. Therefore, it has been eliminated on consolidation.

Franked dividends

The franked portions of the dividends recommended after 30 June 2017 will be franked out of existing franking credits or out of franking credits arising from the payment of income tax in the year ending 30 June 2017.

	2017	2016
	\$	\$
Franking credits available for subsequent financial years based on a tax rate of 30% (2016: 30%)	15,704,851	15,193,768

These dividends are fully-franked and therefore, there are no income tax consequences for the owners of Euroz Limited.

The above amounts represent the balance of the franking account as at the end of the financial year, adjusted for:

- franking credits that will arise from the payment of the current tax liability
- franking debits that will arise from the payment of dividends recognised as a liability at the reporting date
- franking credits that will arise from the receipt of dividends recognised as receivables at the reporting date, and
- franking credits that may be prevented from being distributed in subsequent financial years.

The consolidated amounts include franking credits that would be available to the parent entity if distributable profits of controlled entities were paid as dividends.

Notes to the Financial Statements

Note 24. Financial instruments

(a) Financial risk management

The group's financial instruments consist of deposits with banks, trade receivables and payables, short term investments and available for sale investments. Derivative financial instruments are not used by the group. Senior executives meet regularly to analyse and monitor the financial risk associated with the financial instruments used by the group.

(b) Financial risk exposure and management

(i) Interest rate risk

The group has no borrowings and therefore is not exposed to interest rate risk associated with debt. The group has significant cash reserves and the interest income earned from these cash reserves will be affected by movements in the interest rate. A sensitivity analysis has been provided in the note to illustrate the effect of interest rate movements on interest income earned.

(ii) Liquidity risk

The group manages liquidity risk using forward cash flow projections, maintaining cash reserves and having no borrowings or debt.

Trade and other payables are expected to be paid as follows:

	2017	2016
	\$	\$
Less than 1 month	3,346,290	1,204,171

(iii) Credit risk

The maximum exposure to credit risk, excluding the value of any collateral or security, at reporting date is the carrying amount of the financial assets disclosed in the statement of financial position. There is no collateral or security held for those assets at 30 June 2017.

Credit risk arises from exposure to customers and deposits with banks. Senior management monitors its exposure to customers on a regular basis to ensure recovery and repayment of outstanding amounts. Cash deposits are only made with Australian based banks. All trade debtors relating to brokerage and principal trading have been transferred to Pershing Securities (Australia) Pty Ltd who provides a trust account facility as part of the clearing and settlement service. Trade receivables are usually paid within 30 days.

The carrying amount of the consolidated entity's financial assets represents the maximum credit exposure.

The consolidated entity's maximum exposure to credit risk at the reporting date was:

	Carrying Amount	
	2017	2016
	\$	\$
Cash and cash equivalents	41,152,236	34,202,416
Receivables	1,855,645	1,549,678
Long term deposit	5,000,000	5,000,000
	48,007,881	40,752,094

Impairment losses

None of the consolidated group's receivables are past due date (2016: Nil).

Notes to the Financial Statements

Note 24. Financial instruments (continued)

(b) Financial risk exposure and management (continued)

(iv) Financial instruments composition and maturity analysis

	Weighted Average Effective Interest Rate		Floating Interest Rate		Non-Interest Bearing	
	2017	2016	2017	2016	2017	2016
	%	%	\$	\$	\$	\$
FINANCIAL ASSETS						
Cash and cash equivalents	1.14	1.77	41,152,236	34,202,416	-	-
Trade and other Receivables		-	-	-	1,855,645	1,549,678
Financial assets held for trading		-	-	-	5,049,119	5,826,554
Financial assets at fair value through profit and loss		-	-	-	56,915,440	47,121,275
Other investments		-	-	-	9,215,893	8,050,076
Long term deposit	0.75	1.0	5,000,000	5,000,000	-	-
Total financial assets			46,152,236	39,202,416	73,036,097	62,547,583
FINANCIAL LIABILITIES						
Trade and other payables			-	-	3,346,290	1,204,171

The following table details the consolidated entities fair value of financial instruments categorised by the following levels:

Level 1: Quoted prices (unadjusted) in active markets for identical assets and liabilities.

Level 2: Inputs other than quoted prices included within level 1 that are observable for the asset or liability, either directly (as prices) or indirectly (derived from prices).

Level 3: Inputs for the assets or liability that are not based on observable market data (unobservable inputs).

2017	Level 1	Level 2	Level 3	Total
Assets				
Investments	71,035,145	145,307	-	71,180,452
Total Assets	71,035,145	145,307	-	71,180,452
2016	Level 1	Level 2	Level 3	Total
Assets				
Investments	60,707,290	290,615	-	60,997,905
Total Assets	60,707,290	290,615	-	60,997,905

(v) Sensitivity analysis

Assuming all variables remain constant and the interest rate fluctuated by 1% at year end the effect on the consolidated group's equity and profit as follows:

	2017	2016
	\$	\$
Increase by 1%	323,066	274,417
Decrease by 1%	(323,066)	(274,417)

Assuming all variables remain constant and the equity market fluctuated by 5% at year end the effect on the group's equity and profit is as follows:

	2017	2016
	\$	\$
Increase by 5%	2,491,315	2,134,927
Decrease by 5%	(2,491,315)	(2,134,927)

Notes to the Financial Statements

Note 25. Remuneration of auditors

	2017	2016
	\$	\$
Audit services		
Audit and review of financial reports for the Group Fees paid to PKF Mack firm	168,000	162,000
Other services		
Tax compliance services	36,200	32,950
Other services	14,500	12,500
	50,700	45,450

Note 26. Contingent liabilities

The parent entity and consolidated group had contingent liabilities at 30 June as follows:

	2017	2016
	\$	\$
Secured guarantees in respect of:		
Operating lease of a controlled group entity	807,699	790,180

As detailed in note 11 the consolidated group has a deposit with Pershing Securities (Australia) Pty Ltd as part of Euroz Securities Limited third party clearing arrangements. This deposit totalled \$5,000,000 at reporting date (2016: \$5,000,000).

The Group has no contingent assets at reporting date (2016: none).

Note 27. Commitments for expenditure

	2017	2016
	\$	\$
(a) Operating leases		
Commitments for minimum lease payments in relation to non-cancellable operating leases are payable as follows:		
Within one year	1,357,195	1,284,348
Later than one year but not later than five years	3,205,972	4,243,421
Later than five years	-	127,218
Commitments not recognised in the financial statements	4,563,167	5,654,987

The lease on the premises at Level 18, 54-58 Mounts Bay Road is for the period of 10 years commencing 2 July 2010 and expiring on 1 July 2020.

The licence on the premises at Level 3, 20 Bond Street, Sydney NSW is for the period of 5 years commencing 1 December 2016 and expiring on 30 November 2021.

The licence on the premises at Level 16, 385 Bourke Street, Melbourne is for the period of 8 years commencing 1 June 2015 and expiring on 31 May 2022.

Notes to the Financial Statements

Note 28. Employee benefits

	2017	2016
	\$	\$
Employee benefit and related on-costs liabilities		
Provision for employee entitlements	2,955,885	2,194,749
Aggregate employee benefit and related on-costs liabilities	2,955,855	2,194,749

Note 29. Related parties

(a) Key Management Personnel compensation

	2017	2016
	\$	\$
Short-term employee benefits	5,324,014	2,996,758
Post-employment benefits	245,234	255,450
Share based payments	521,253	276,875
Total compensation	6,090,501	3,529,083

(b) Individual Key Management Personnel compensation disclosure

Information regarding individual KMP compensation and some equity instruments disclosures as required by Corporations Regulation is provided in the remuneration report section of the Directors' Report.

Apart from the details disclosed in this note, no KMP has entered into a material contract with the group since the end of the previous financial year and there were no material contracts involving KMP interest existing at year end.

(c) Parent entity

The ultimate parent entity within the group is Euroz Limited.

(d) Share-based payments

During the year a performance right was issued to 87 employees (2016: 72 employees). This performance right entitles the holder to a number of shares in Euroz Limited calculated as 25% of their bonus entitlement for the year. At point of issue, these performance rights are subject to a 4 year vesting period. The fair value of each performance right is calculated as 25% of the individual's bonus entitlement.

(e) Wholly-owned group transactions

Wholly owned group

The wholly owned group consists of Euroz Limited and its wholly owned controlled entities. See Note 30.

Transactions between related parties are on normal commercial terms and conditions no more favourable than those available to other parties unless otherwise stated.

	2017	2016
	\$	\$
Transactions with related parties consisting of:		
(i) Subsidiaries		
- Loans advanced by Euroz Limited to subsidiaries	12,610,616	6,089,701
- Payments of dividends to Euroz Limited by subsidiaries	10,300,000	3,450,000
- Management fees charged by Euroz Securities Limited to subsidiaries	1,651,790	1,685,229
- Management fees charged by Prodigy Investment Partners Limited to subsidiaries	731,262	381,654
(ii) Other		
- Dividends received by Euroz Limited from investment entities	2,768,925	3,947,426
- Management fee received by the Euroz Group from investment entities	2,062,232	1,736,952
- Performance fee received by the Euroz Group from investment entities	920,000	6,609

Notes to the Financial Statements

Note 29. Related parties (continued)

(e) Wholly-owned group transactions (continued)

Ownership interests in related parties

Interests held in the following classes of related parties are set out in note 30.

Other transactions with Directors and specified Executives

During the year ended 30 June 2017 the Directors and KMP transacted share business through Euroz Securities Limited on normal terms and conditions.

Aggregate amounts of the above transactions with Directors and KMP of the consolidated group:

	2017	2016
	\$	\$
Amounts recognised as revenue		
Brokerage earned on Key Management Personnel accounts	38,259	41,442

Note 30. Investments in controlled entities

Name of entity	Country of incorporation	Class of shares	Equity holding		Cost of parent entity's investment	
			2017 %	2016 %	2017 \$	2016 \$
Euroz Securities Limited	Australia	Ordinary	100	100	25,000,000	25,000,000
Detail Nominees Pty Ltd	Australia	Ordinary	100	100	-	-
Zero Nominees Pty Ltd (i)	Australia	Ordinary	100	100	-	-
Westoz Funds Management Pty Ltd	Australia	Ordinary	100	100	1,450,000	1,450,000
Euroz Employee Share Trust	Australia	Ordinary	-	-	-	-
Ozgrowth Limited*	Australia	Ordinary	40.52	38.81	-	-
Westoz Investment Company Limited*	Australia	Ordinary	27.22	26.41	-	-
Prodigy Investment Partners Limited	Australia	Ordinary	80	80	1,900,000	1,500,000
Blackswan Equities Limited (i)	Australia	Ordinary	100	100	6,604,000	6,604,000
Flinders Investment Partners Pty Ltd (ii)	Australia	Ordinary	50	50	2	2
Dalton Street Capital Pty Ltd (ii)	Australia	Ordinary	50	50	2	2
Blackswan Corporate Pty Ltd (i)	Australia	Ordinary	100	100	-	-
Blackswan Wealth Management Pty Ltd (i)	Australia	Ordinary	100	100	-	-
WIM WA Resources Limited	Australia	Ordinary	100	100	1	1
WIM Small Cap Limited	Australia	Ordinary	100	100	1	1
Entrust Private Wealth Management Pty Ltd	Australia	Ordinary	100	100	7,800,000	7,800,000
Prodigy Flinders Pty Ltd (ii)	Australia	Ordinary	100	100	2	2
Prodigy Corporate Pty Ltd (ii)	Australia	Ordinary	100	100	2	2
Prodigy DSC Pty Ltd (ii)	Australia	Ordinary	100	100	1	1

The ultimate parent entity in the wholly owned group is Euroz Limited.

(i) Owned by Euroz Securities Limited

(ii) Owned by Prodigy Investment Partners Limited

A brief description of each entity (unless inactive and dormant) is as follows:-

- Euroz Limited – Group holding Company listed on the Australian Securities Exchange. Euroz Limited manages cash and investments including significant positions in Ozgrowth Limited and Westoz Investment Company Limited.
- Euroz Securities Limited – Financial Services Company providing stockbroking services with a focus on Western Australian companies.
- Westoz Funds Management Pty Ltd – Manages the mandates for two listed investment companies, Ozgrowth Limited and Westoz Investment Company Limited with a focus on investing in opportunities with a Western Australian connection.
- Zero Nominees – Custodian Company holding shares on behalf of clients of Euroz Securities Limited.
- Detail Nominees – Dormant Company that was previously used to for settlement obligation in relation to shares for the Group.

Notes to the Financial Statements

Note 30. Investments in controlled entities (continued)

- (f) Euroz Employee Share Trust - Vehicle established to acquire treasury shares on-market for distribution to eligible employees in connection with the Performance Rights Plan.
- (g) Prodigy Investment Partners Limited - 80/20 joint venture with former MLC CEO, Mr Steve Tucker to create a multi boutique funds management business. The first boutique funds management partnership was launched in August 2015 with Flinders Investment Partners Pty Ltd. The second boutique, Dalton Street Capital Pty Ltd was launched in May 2016.
- (h) Blackswan Equities Limited - The activities of the Blackswan group of entities were transferred over to Euroz Securities Limited.
- (i) Blackswan Corporate Pty Ltd - The activities of the Blackswan group of entities were transferred over to Euroz Securities Limited.
- (j) Blackswan Wealth Management Pty Ltd - The activities of the Blackswan group of entities were transferred over to Euroz Securities Limited.
- (k) Flinders Investment Partners Pty Ltd - Boutique fund manager specialising in investing in emerging companies. Prodigy Investment Partners Limited, the controlling parent entered into a profit share arrangement with a trust resulting in a minority interest.
- (l) Dalton Street Capital Pty Ltd - Boutique fund manager specialising in alternative investment strategies. Prodigy Investment Partners Limited, the controlling parent entered into a profit share arrangement with a trust resulting in a minority interest.
- (m) Entrust Private Wealth Management Pty Ltd - Wealth management business providing advice in relation to wealth management and strategic financial planning support for the entire Euroz Group.

*Although Ozgrowth Limited and Westoz Investment Company Limited are controlled entities, exemption from consolidation was derived from the adoption of AASB 2013-5 Investment Entities.

Note 31. Business combination

In the prior year on 13 July 2015, Euroz Limited completed the acquisition of Entrust to further enhance its wealth management capabilities.

Details of the acquisition is as follows:

	Fair Value \$
ASSETS	
Cash and cash equivalents	820,022
Receivables and other current assets	710,396
Deferred tax assets	314,176
Intangibles	1,721,835
	3,566,429
Goodwill on acquisition	5,597,365
	9,163,794
LIABILITIES	
Trade and other current liabilities	776,807
Current tax liabilities	60,601
Provisions	526,386
	1,363,794
Fair value of net assets acquired	7,800,000
Representing:	2,350,000
Cash	5,450,000
Shares issued	7,800,000
Fair value of consideration paid to vendors	
Net cash paid for subsidiary:	2,350,000
Cash consideration paid	(820,022)
Less: net cash acquired	1,529,978

The fair values in relation to the acquisition have been finalised.

The consideration paid consists of 5,450,000 shares in Euroz Limited fair valued to \$5,450,000 and cash totaling \$2,350,000.

Notes to the Financial Statements

Note 32. Events subsequent to reporting date

The Directors are not aware of any matter or circumstance subsequent to 30 June 2017 that has significantly affected, or may significantly affect:

- (a) the consolidated group's operations in future financial years: or
- (b) the results of those operations in future financial years: or
- (c) the consolidated group's state of affairs in future financial years.

Note 33. Reconciliation of cash flows from operating activities

	2017	2016
	\$	\$
Profit for the year	17,931,361	2,561,018
Adjustments for:		
Depreciation and amortisation	236,178	165,793
Share based payments	1,058,057	501,189
Unrealised loss / (gain) arising from fair value of investment entities	(7,661,408)	5,813,059
Dividends received from investment entities (investing activity)	(3,075,861)	(3,992,044)
Write-off of fixed assets	-	4,605
Other non-cash item	-	(110,023)
Changes in assets and liabilities		
Decrease / (increase) in trade and other receivables	(305,964)	(165,052)
Decrease / (increase) in other current assets	(69,989)	(119,189)
Decrease / (Increase) in inventories	777,434	(244,134)
Decrease / (Increase) in deferred tax assets	1,017,076	(3,478,696)
Increase / (decrease) in trade and other payables	2,142,119	(321,315)
Increase / (decrease) in current tax liabilities	2,806,573	444,699
Increase / (decrease) in deferred tax liabilities	299,222	418,288
Increase / (decrease) in provisions (excluding dividends)	761,136	512,609
Net cash from / (used in) operating activities	15,915,934	1,990,807

Note 34. Earnings per share

	2017	2016
	cents	cents
Basic earnings per share	12.30	1.61
Diluted earnings per share	12.03	1.61

	2017	2016
	number	number
Weighted average number of shares used as the denominator		
Weighted average number of ordinary shares used as the denominator in calculating basic earnings per share.	157,436,897	159,130,663
Weighted average number of ordinary shares and potential ordinary shares (including treasury shares) used as the denominator in calculating diluted earnings per share.	160,990,695	159,473,115

The profit after tax figures used to calculate the earnings per share for both the basic and diluted calculations was the same as the profit figure from statement of profit or loss.

Notes to the Financial Statements

Note 35. Deed of cross guarantee

The following entities are party to a deed of cross guarantee entered into on 19 June 2015 under which each Company guarantees the debts of the others:

Euroz Limited

Blackswan Equities Limited

By entering into the deed, the wholly-owned entity has been relieved from the requirement to prepare financial statements and Directors' report under Class Order 2016/785 issued by the Australian Securities and Investments Commission ('ASIC').

The above companies represent a 'Closed Group' for the purposes of the Class Order, and as there are no other parties to the deed of cross guarantee that are controlled by Euroz Limited, they also represent the 'Extended Closed Group'.

Set out below is a consolidated statement of profit or loss and other comprehensive income and statement of financial position of the 'Closed Group'.

CLOSED GROUP STATEMENT OF PROFIT OR LOSS AND OTHER COMPREHENSIVE INCOME

	2017	2016
	\$	\$
Revenue	16,942,023	9,474,137
Unrealised gain / (loss) on investments	8,971,560	(5,345,571)
Employee benefits expense	-	18,852
Depreciation and amortisation expenses	(245)	(1,123)
Regulatory expenses	(64,126)	(74,664)
Legal, professional and consultancy expenses	(117,845)	(129,478)
Communication expenses	(140)	-
Carrying amount of principal trading securities sold	(3,364,794)	(1,030,813)
Other expenses	(668,768)	(620,012)
Profit before income tax expense	21,697,665	2,291,328
Income tax benefit/(expense)	(2,009,047)	1,236,982
Profit after income tax expense for the year	19,688,618	3,528,310
<i>Other comprehensive income</i>		
Other comprehensive income, net of tax	-	-
Total comprehensive income for the year	19,688,618	3,528,310

Notes to the Financial Statements

Note 35. Deed of cross guarantee (continued)

CLOSED GROUP STATEMENT OF FINANCIAL POSITION

	2017	2016
	\$	\$
Current assets		
Cash and cash equivalents	10,047,865	14,447,816
Inventories	2,656,698	2,447,646
Other current assets	890,398	69,526
Total current assets	13,594,961	16,964,988
Non current assets		
Plant and equipment	-	8,876
Investments in subsidiaries	33,650,199	32,250,002
Other investments	65,131,136	56,171,351
Financial assets	12,610,616	6,002,396
Deferred tax assets	3,793,328	6,070,694
Total non current assets	115,185,279	100,503,319
Total assets	128,780,240	117,468,307
Current liabilities		
Trade and other payables	63,703	171,007
Current tax liabilities	3,251,272	396,787
Short term provisions	8,854,416	3,622,711
Total current liabilities	12,169,391	4,190,505
Non-current liabilities		
Deferred tax liabilities	396,517	396,352
Total non current assets	396,517	396,352
Total liabilities	12,565,908	4,586,857
Net assets	116,214,332	112,881,450
Equity		
Issued capital	103,258,624	105,184,245
Reserves	2,186,787	1,144,960
Retained earnings	10,768,921	6,552,245
Total equity	116,214,332	112,881,450

Notes to the Financial Statements

Note 36. Parent entity disclosures

	2017	2016
	\$	\$
Financial position		
Assets		
Current assets	13,594,961	13,144,250
Non-current assets	118,685,279	103,807,345
Total assets	132,280,240	116,951,595
Liabilities		
Current liabilities	12,169,390	4,027,587
Non-current liabilities	396,518	353,774
Total liabilities	12,565,908	4,381,361
Equity		
Issued capital	103,258,624	105,184,246
Retained earnings	14,268,921	6,241,028
Reserves		
Share Based Payment Reserve	2,186,787	1,144,960
Total equity	119,714,332	112,570,234
Financial performance		
Profit / (loss) for the year	19,699,176	3,464,347
Other comprehensive income	-	-
Total comprehensive income	19,699,176	3,464,347

Note 37. Company details

The registered office and principal place of business address of the Company is:

Euroz Limited
 Level 18 Alluvion
 58 Mounts Bay Road
 PERTH WA 6000

Directors' Declaration

The Directors declare that:

1. The financial statements, notes and additional disclosures included in the Directors' Report and designated as audited, are in accordance with the Corporations Act 2001 and:
 - (a) comply with Accounting Standards and Corporations Regulations 2001;
 - (b) give a true and fair view of the Company's and consolidated group's financial position as at 30 June 2017 and of their performance for the year ended on that date;
 - (c) the financial statements are in compliance with International Financial Reporting Standards, as stated in note 1 to the financial statements.
2. The Chief Executive Officer and Chief Financial Officer have declared in accordance with section 295A of the Corporations Act 2001 that:
 - (a) the financial records of the Company for the financial year have been properly maintained in accordance with section 286 of the Corporations Act 2001;
 - (b) the financial statements and notes for the financial year comply with Accounting Standards; and
 - (c) the financial statements and notes for the financial year give a true and fair view;
3. In the Directors' opinion there are reasonable grounds to believe that the Company will be able to pay its debts as and when they become due and payable.
4. At the date of this declaration, there are reasonable grounds to believe that the members of the extended closed group will be able to meet any obligations or liabilities to which they are, or may become, subject by virtue of the deed of cross guarantee described in note 35.

This declaration is made in accordance with a resolution of the Board of Directors.



Andrew McKenzie
Director



Jay Hughes
Executive Director

Date: 31 August 2017

Independent Auditor's Report



INDEPENDENT AUDITOR'S REPORT TO THE MEMBERS OF EUROZ LIMITED

Report on the Financial Report

Opinion

We have audited the accompanying financial report of Euroz Limited (the company), which comprises the consolidated statement of financial position as at 30 June 2017, the consolidated statement of profit or loss and other comprehensive income, the consolidated statement of changes in equity and the consolidated statement of cash flows for the year then ended, notes comprising a summary of significant accounting policies and other explanatory information, and the directors' declaration of the company and the consolidated entity comprising the company and the entities it controlled at the year's end or from time to time during the financial year.

In our opinion the financial report of Euroz Limited is in accordance with the Corporations Act 2001, including:

- i) Giving a true and fair view of the consolidated entity's financial position as at 30 June 2017 and of its performance for the year ended on that date; and
- ii) Complying with Australian Accounting Standards and the Corporations Regulations 2001.

Basis for Opinion

We conducted our audit in accordance with Australian Auditing Standards. Those standards require that we comply with relevant ethical requirements relating to audit engagements and plan and perform the audit to obtain reasonable assurance about whether the financial report is free from material misstatement. Our responsibilities under those standards are further described in the Auditor's Responsibility section of our report.

We believe that the audit evidence we have obtained is sufficient and appropriate to provide a basis for our opinion.

Independence

We are independent of the consolidated entity in accordance with the Corporations Act 2001 and the ethical requirements of the Accounting Professional and Ethical Standards Board's APES 110 Code of Ethics for Professional Accountants (the Code) that are relevant to our audit of the financial report in Australia. We have also fulfilled our other ethical responsibilities in accordance with the Code.

Key Audit Matter

Key audit matters are those matters that, in our professional judgement, were of most significance in our audit of the financial report of the current year. This matter was addressed in the context of our audit of the financial report as a whole, and in forming our opinion thereon, and we do not provide a separate opinion on this matter. Our description of how our audit addressed the matter is provided in that context.

PKF Mack
ABN 64 501 266 224
Liability limited by a scheme
approved under Professional
Standards Legislation
www.pkfmack.com.au

Perth
Level 4, 35 Hawlock St
West Perth WA 6005 Australia
PO Box 609 West Perth WA 6012
p +61 8 9425 8999
f +61 8 9425 8300

PKF Mack is a member firm of the PKF International Limited family of legally independent firms and does not accept any responsibility or liability for the actions or inactions of any individual member or correspondent firm or firms.

Independent Auditor's Report



Carry value and impairment of intangible assets

Why significant

At reporting date, the consolidated entity has capitalised intangible assets including goodwill totalling \$10,208,552 as disclosed in Note 16.

Under Australian Accounting Standards, an entity shall assess whether at the end of the reporting period there is any indication that its intangible assets are impaired. If any such indication exists, the entity shall estimate the recoverable amount of the asset. At year end, the consolidated entity has concluded that there were no impairment triggers. As a result no impairment was recognised during the year.

The assumptions of indicators of impairment are highly judgemental and include modelling key assumptions and estimates based on past and current performance that may be impacted by future performance and economic conditions.

Key assumptions, judgements and estimates used in the consolidated entity's assessment of impairment of intangible assets are set out in the financial report in Note 2 (iv) and (v).

Other Information

Other information is financial and non-financial information in the annual report of the consolidated entity which is provided in addition to the Financial Report and the Auditor's Report. The directors are responsible for Other Information in the annual report.

The Other Information we obtained prior to the date of this Auditor's Report was the Director's report. The remaining Other Information is expected to be made available to us after the date of the Auditor's Report.

Our opinion on the Financial Report does not cover the Other Information and, accordingly, the auditor does not and will not express an audit opinion or any form of assurance conclusion thereon, with the exception of the Remuneration Report.

In connection with our audit of the Financial Report, our responsibility is to read the Other Information. In doing so, we consider whether the Other Information is materially inconsistent with the Financial Report or our knowledge obtained in the audit, or otherwise appears to be materially misstated.

We are required to report if we conclude that there is a material misstatement of this Other Information in the Financial Report and based on the work we have performed on the Other Information that we obtained prior the date of this Auditor's Report we have nothing to report.

Directors' Responsibilities for the Financial Report

The Directors of the company are responsible for the preparation of the financial report that gives a true and fair view in accordance with Australian Accounting Standards and the Corporations Act 2001 and for such internal control as the Directors determine is necessary to enable the preparation of the financial report that gives a true and fair view and is free from material misstatement, whether due to fraud or error. In Note 1, the Directors also state, in accordance with Australian Accounting Standard AASB 101 Presentation of Financial Statements, that the financial report complies with International Financial Reporting Standards.

How our audit addressed the key audit matter

We evaluated the assumptions, methodologies and conclusions used by the consolidated entity in particular, those relating to the determination of each Cash Generating Unit ("CGU"), forecast inflows and inputs used to formulate them.

This included assessing the reasonableness of the significant assumptions including the discount rates adopted in the consolidated entity's models and performing sensitivity analysis on the consolidated entity's inputs.

We assessed the reasonableness of the anticipated future inflows from each CGU.

We also considered the adequacy of the financial report disclosures concerning the judgemental nature of the consolidated entity's assessment of impairment of these intangible assets. These key assumptions, judgements and estimates are set out in the financial report in Note 2 (iv) and (v).

Independent Auditor's Report



In preparing the financial report, the Directors are responsible for assessing the consolidated entity's ability to continue as a going concern, disclosing, as applicable, matters related to going concern and using a going concern basis of accounting unless the Directors either intend to liquidate the consolidated entity or to cease operations, or have no realistic alternative but to do so.

Auditor's Responsibilities for the Audit of the Financial Report

Our responsibility is to express an opinion on the financial report based on our audit. Our objectives are to obtain reasonable assurance about whether the financial report as a whole is free from material misstatement, whether due to fraud or error, and to issue an auditor's report that includes our opinion. Reasonable assurance is a high level of assurance, but is not a guarantee that an audit conducted in accordance with Australian Auditing Standards will always detect a material misstatement when it exists. Misstatements can arise from fraud or error and are considered material if, individually or in aggregate, they could reasonably be expected to influence the economic decisions of users taken on the basis of this financial report.

As part of an audit in accordance with Australian Auditing Standards, we exercise professional judgement and maintain professional scepticism throughout the audit.

An audit involves performing procedures to obtain audit evidence about the amounts and disclosures in the financial report.

The procedures selected depend on the auditor's judgement, including assessment of the risks of material misstatement of the financial report, whether due to fraud or error. In making those risk assessments, the auditor considers internal control relevant to the entity's preparation of the financial report that gives a true and fair view in order to design audit procedures that are appropriate in the circumstances, but not for the purpose of expressing an opinion on the effectiveness of the entity's internal control.

The risk of not detecting a material misstatement resulting from fraud is higher than for one resulting from error, as fraud may involve collusion, forgery, intentional omissions, misrepresentations, or the override of internal control.

An audit also includes evaluating the appropriateness of accounting policies used and the reasonableness of accounting estimates made by the Directors, as well as evaluating the overall presentation of the financial report.

We conclude on the appropriateness of the Directors' use of the going concern basis of accounting and, based on the audit evidence obtained, whether a material uncertainty exists related to events or conditions that may cast significant doubt on the consolidated entity's ability to continue as a going concern. If we conclude that a material uncertainty exists, we are required to draw attention in our auditor's report to the related disclosures in the financial report or, if such disclosures are inadequate, to modify our opinion. Our conclusions are based on the audit evidence obtained up to the date of our auditor's report. However, future events or conditions may cause the consolidated entity to cease to continue as a going concern.

We evaluate the overall presentation, structure and content of the financial report, including the disclosures, and whether the financial report represents the underlying transactions and events in a manner that achieves fair presentation.

We obtain sufficient appropriate audit evidence regarding the financial information of the entities or business activities within the consolidated entity to express an opinion on the financial report. We are responsible for the direction, supervision and performance of the audit. We remain solely responsible for our audit opinion.

We communicate with the Directors regarding, among other matters, the planned scope and timing of the audit and significant audit findings, including any significant deficiencies in internal control that we identify during our audit.

Independent Auditor's Report



The Auditing Standards require that we comply with relevant ethical requirements relating to audit engagements. We also provide the Directors with a statement that we have complied with relevant ethical requirements regarding independence, and to communicate with them all relationships and other matters that may reasonably be thought to bear on our independence, and where applicable, related safeguards.

From the matters communicated with the Directors, we determine those matters that were of most significance in the audit of the financial report of the current period and are therefore key audit matters. We describe these matters in our auditor's report unless law or regulation precludes public disclosure about the matter or when, in extremely rare circumstances, we determine that a matter should not be communicated in our report because the adverse consequences of doing so would reasonably be expected to outweigh the public interest benefits of such communication.

Report on the Remuneration Report

Opinion

We have audited the Remuneration Report included in the directors' report for the year ended 30 June 2017.

In our opinion, the Remuneration Report of Euroz Limited for the year ended 30 June 2017 complies with section 300A of the Corporations Act 2001.

Responsibilities

The directors of the Company are responsible for the preparation and presentation of the Remuneration Report in accordance with section 300A of the Corporations Act 2001. Our responsibility is to express an opinion on the Remuneration Report, based on our audit conducted in accordance with Australian Auditing Standards.

A handwritten signature in blue ink that reads "PKF Mack".

PKF MACK

A handwritten signature in blue ink that reads "Simon Fermanis".

SIMON FERMANIS
PARTNER

31 AUGUST 2017
WEST PERTH

Shareholder information

Ordinary Shares at 31 August 2017

(a) Distribution of Shareholders

Analysis of number of shareholders by size of holding:

Range	Holders	Units	% Units
1-1,000	298	115,853	0.07
1,001-5000	421	1,262,458	0.78
5,001-10,000	240	1,915,673	1.19
10,001-100,000	611	21,032,283	13.06
100,001 Over	185	136,663,115	84.89
Rounding			0.01
Total	1,755	160,989,382	100.00

(b) Top HOLDERS

The twenty largest holders of ordinary fully paid shares are listed below:

No	Shareholder	Shares	%
1	MR JAY EVAN DALE HUGHES <INKESE FAMILY A/C>	7,560,000	4.70
2	HSBC CUSTODY NOMINEES (AUSTRALIA) LIMITED	6,869,042	4.27
3	MRS CATHERINE PATRICIA MCKENZIE	5,950,000	3.70
4	J P MORGAN NOMINEES AUSTRALIA LIMITED	5,825,660	3.62
5	ICE COLD INVESTMENTS Pty Ltd	4,000,000	2.48
6	CPU SHARE PLANS Pty Ltd <EZL BDS CONTROL A/C>	3,955,265	2.46
7	MR ANDREW MCKENZIE + MRS CATHERINE MCKENZIE <A W MCKENZIE SUPER FUND A/C>	3,772,392	2.34
8	ICE COLD INVESTMENTS Pty Ltd <G & J BROWN SUPER FUND A/C>	3,202,500	1.99
9	BNP PARIBAS NOMINEES Pty Ltd HUB24 CUSTODIAL SERV LTD DRP	3,169,000	1.97
10	MR SIMON DAVID YEO + MRS JENNIFER DALE YEO <THE CAPE INVESTMENT A/C>	3,000,000	1.86
11	MR JAY HUGHES + MRS LINDA HUGHES <INKESE SUPER A/C>	2,950,031	1.83
12	JEUNE Pty Ltd <YOUNG SUPER FUND A/C>	2,900,000	1.80
13	MR ROBERT HIRZEL BLACK	2,865,000	1.78
14	ICON HOLDINGS Pty Ltd <THE K J PAGANIN FAMILY A/C>	2,480,151	1.54
15	WESTRADE RESOURCES Pty Ltd <SHEPPARD SUPER FUND A/C>	2,147,269	1.33
16	MRS MELANIE JANE CHESSELL	2,070,272	1.29
17	BNM HOLDINGS Pty Ltd <BJD BERESFORD FAMILY A/C>	2,020,100	1.25
18	ICE COLD INVESTMENTS Pty Ltd <BROWNS CHELTENHAM RD S/F A/C>	2,000,000	1.24
19	MRS CATHERINE ELIZABETH KANE	2,000,000	1.24
20	CITICORP NOMINEES PTY LIMITED	1,984,883	1.23
	Total	70,721,565	43.93
	Remaining Holders Balance	90,267,817	56.07
	Total	160,989,382	100.00

Euroz Limited Contact Details

EUROZ SECURITIES LIMITED

Level 18 Alluvion
58 Mounts Bay Road
PERTH WA 6000

PO Box Z5036
St Georges Terrace
Perth 6831
Western Australia

T: +61 8 9488 1400
F: +61 8 9488 1477

eurozsecurities.com

Euroz Securities Limited
ACN 089 314 983
AFSL 243302
Participant of the ASX Group

WESTOZ FUNDS MANAGEMENT PTY LTD

Level 18 Alluvion
58 Mounts Bay Road
PERTH WA 6000

PO Box Z5036
St Georges Terrace
Perth 6831
Western Australia

T: +61 8 9321 7877
F: +61 8 9321 8288

westozfunds.com.au

Westoz Funds Management Pty Ltd
ACN 106 677 721
AFSL 285607

OZGROWTH LIMITED

Level 18 Alluvion
58 Mounts Bay Road
PERTH WA 6000

PO Box Z5036
St Georges Terrace
Perth 6831
Western Australia

T: +61 8 9321 7877
F: +61 8 9321 8288

ozgrowth.com.au

Ozgrowth Limited
ACN 126 450 271

WESTOZ INVESTMENT COMPANY LIMITED

Level 18 Alluvion
58 Mounts Bay Road
PERTH WA 6000

PO Box Z5036
St Georges Terrace
Perth 6831
Western Australia

T: +61 8 9321 7877
F: +61 8 9321 8288

westoz.com.au

Westoz Investment Company Limited
ACN 113 332 942

PRODIGY INVESTMENT PARTNERS LIMITED

Level 3
20 Bond Street
SYDNEY NSW 2000

T: +61 2 8651 3490

prodigyinvest.com.au

Prodigy Investment Partners Limited
ACN 600 471 430
AFSL 466173

FLINDERS INVESTMENT PARTNERS PTY LTD

Level 15
385 Bourke Street
MELBOURNE
VIC 3000

T: +61 3 9909 2690

flindersinvest.com.au

Flinders Investment Partners Pty Ltd
ACN 604 121 271 AFSL 466173
Flinders Investment Partners Pty Ltd is a Corporate Authorised Representative of Prodigy Investment Partners Limited.

DALTON STREET CAPITAL PTY LTD

Level 3
20 Bond Street
SYDNEY NSW 2000

T: +61 2 8651 3490

daltonstreetcapital.com

Dalton Street Capital Pty Ltd
ACN 609 114 034 AFSL 466173
Dalton Street Capital Pty Ltd is a Corporate Authorised Representative of Prodigy Investment Partners Limited.

ENTRUST PRIVATE WEALTH MANAGEMENT PTY LTD

Level 18 Alluvion
58 Mounts Bay Road
PERTH WA 6000

PO Box Z5034
Perth 6831
Western Australia

T: +61 8 9476 3900
F: +61 8 9321 6333
E: info@entrustpwm.com.au

entrustpwm.com.au

Entrust Private Wealth Management Pty Ltd
ACN 100 088 168
AFSL 222152

EUROZ

Level 18 Alluvion
58 Mounts Bay Road
PERTH WA 6000

PO Box Z5036
St Georges Terrace
Perth 6831
Western Australia

T: +61 8 9488 1400
F: +61 8 9488 1477
euroz.com

Euroz Limited
ACN 000 364 465